

KÄRCHER

FOR ALL CLEANING CHALLENGES

There's Kärcher for that.



 **AMERICHEM**
YOUR PARTNER IN CLEAN
(800) 262-4360 | www.americhem.net

90
YEARS

2025 PROFESSIONAL CLEANING EQUIPMENT CATALOG



VALUE ADDED ICONS

Throughout the following pages, look for these icons displayed with each Kärcher machine. Find out what makes our professional cleaning equipment some of the most innovative and sought after equipment in the industry.



Tested by a Nationally Recognized Testing Laboratory (NRTL) and meets safety standards.



Leadership in Energy and Environmental Design and is widely used green building rating system.



Most Kärcher pumps come with a 7-year warranty, wear parts excluded.



Puncture proof, flat free tires.



International (Canadian Standards Association) tests and certifies electrical, mechanical, plumbing and gas of products.



Economical and environmental mode for reducing energy consumption while still offering optimal cleaning performance.



National Association of Trailer Manufacturers that provides applicable Federal Motor Vehicle Safety Standards for members.



Two-way dosing valve for switching between different detergents and for precise and variable cleaning agent dosing.



Trigger gun uses the recoil force of the high-pressure spray to reduce the hold force of the trigger to zero.



Quick lock screw connection for pressure washers and accessories.



Pressure and water flow regulation directly at the gun.



Electric start of motor for convenience of easier and faster start-up.



Easy Operation dial provides self-explanatory symbols to identify cleaning modes.



Automatically shuts down the motor and pump when the trigger gun is released.



Lithium Ion battery offering a longer life than other batteries, consistent voltage, and energy charging savings.



Battery-powered industrial pressure washer system.



Many Kärcher German machines can be operated using environmentally friendly biodiesel.



FACT - Flexible Application Control Technology allows adjustment of brush speed for different applications.



THE 8 GREATS For soap recommendations, start with these eight highly rated category leaders.



Complies with Environmental laws.

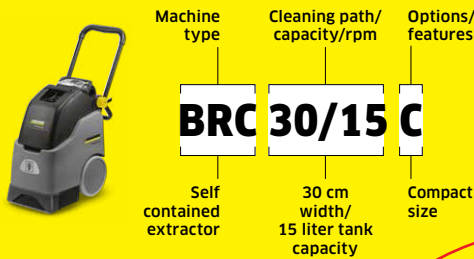
TABLE OF CONTENTS

EQUIPMENT IDENTIFICATION	4	WALK-BEHIND	51	HOT WATER PRESSURE WASHERS	
FLOOR CARE	6	BD 43/25 C Bp	51	ELECTRIC POWERED > DIESEL HEATED	
AUTONOMOUS		BR 45/22 C Bp	52	HDS Upright Class	118
AUTONOMOUS VACUUMS		BD 50/50 C Bp Classic	53	HDS Compact Class	119
KIRA CV 50	7	B 50 W Bp 051 Orbital	54	Mojave Series	120
KIRA CV 60/1	8	BD 50/55 W Bp Classic	55	ELECTRIC POWERED > ELECTRIC HEATED	
AUTONOMOUS SCRUBBERS		B 50 W Bp R55	56	HDS Special Class	121
KIRA B 50	9	B 80 W Bp	57	HDS Cabinet	122
KIRA B 100 R	10	BD 70/75 W Bp Classic	58	ELECTRIC POWERED > NG/LP HEATED	
CHARIOT SERIES		BR 75/75 W Bp Classic	59	Sechura Series	123
STAND-ON BURNISHERS		BD 80/100 W Bp Classic	60	Sechura - NG	124
Chariot™ 2 iGloss 20	11	BR 85/100 W Bp Classic	61	Sechura - LP	125
STAND-ON EXTRACTORS		RIDE-ON		HDS VHP	126
Chariot™ 3 iExtract 26 DUO	12	BD 50/70 R Bp	62	GAS POWERED > DIESEL HEATED	
STAND-ON SCRUBBERS		B 75/110 R Bp	64	HDS P / PE Cage	127
Chariot™ 2 iScrub 20	14	B 150 R Bp	66	Jalapao Series	128
Chariot™ 2 iScrub 20 Deluxe	15	B 200 R Bp	68	TRAILERS	
Chariot™ 2 iScrub 20 Deluxe with Orb Technology	16	B 260 R I	70	Tule Series HDS 3.5/40 Ge MT	130
Chariot™ 2 iScrub 22 SP	17	B 260 R I Combo	72	TRK-3500	131
Chariot™ 3 iScrub 26	18	B 300 R I	74	TRK-6000	132
Chariot™ 3 iScrub 26 SP	20	CLEANING HEADS & BRUSHES	76	COLD WATER PRESSURE WASHERS	
Chariot™ 3 iScrub 26 SP	21	SWEEPERS		BATTERY POWERED	
STAND-ON VACUUMS		COMPACT		CleanWave	134
Chariot™ CV 60/1 RS Bp Deluxe	22	EB 30/1	80	ELECTRIC POWERED	
Chariot™ 3 CV 86/1 RS Bp	23	WALK-BEHIND		Pro HD 400 ED	135
BURNISHERS		CVS 65/1 Bp	81	HD Compact Class	136
BDP 51/1500 C	24	KM 70/20 C	82	HD Mid Class Cage	137
BDP 51/2000 C	25	KM 70/30 C Bp	83	HD Super Class	138
BDP Propane	26	KM 75/40 W Bp	84	HD Special Class	139
BDP 50/2000 W	27	RIDE-ON		HD Wall Mounted	140
EXTRACTORS		KM 85/50 R Bp	85	HD Series Electric	141
COMPACT		KM 100/120 R Bp	86	HD Roll Cage	142
Presto™ 3	28	KM 105/180 R Bp Classic	87	HD Cabinet - Belt Drive	143
Puzzi™ 8/1 C	29	KM 130/300 R Bp or LPG	88	GAS POWERED	
Puzzi™ 10/1	30	KM 150/500 R Bp or LPG	90	Pro Am HD	144
BRC 30/15 C	31	KM 170/600 R D Classic	92	Jarvis Series	145
Admiral™ X BRC 40/34 C	32	VACUUMS		Teton Series	146
Armada® BRC 40/22 C	33	UPRIGHT		HD Gas Plus Series	147
Clipper™ 12	34	Sensor® Bp	94	HD Series Gas	148
Admiral™ XL BRC 45/45 C	35	Sensor® S	95	HD Series Gas Skid	149
WALK-BEHIND		Sensor® S2 HEPA	96	HD Cart	150
Armada® BRC 45/38 W	36	Sensor® XP	97	HD PB Cart	151
BRC 46/76 W	37	Versamatic® HEPA	98	HD PB / PeB Cage	152
Commodore™ DUO	38	Ranger	99	HIGH PRESSURE	
BOX & WAND		WIDE AREA		HD 7.9/72-4 Cage Ec	153
Puzzi™ 30/4	39	CV 66/2	100	HOT WATER GENERATORS	
Puzzi™ 50/35 C, Puzzi™ 50/14 E	40	WET / DRY		Mobile Hot Water Generator	154
Puzzi™ 64/35 E	41	NT 48/1	101	Stationary Hot Water Generator Series	155
EXTRACTOR ACCESSORIES	42	NT 68/1	102	WATER RECOVERY / FILTRATION	
FLOOR MACHINES		Titan™	103	Mississippi Recovery	156
BDS 43/175 C, BDS 51/175 C	43	T 12/1	104	Sludge Slinger	157
BDS 43/Orbital C	44	BACKPACK		ANCILLARY	
INTERIM		BVL 3/1 Bp	105	Eco!booster	159
iCapsol™ BRS 43/500	45	BVL 5/1 Bp	106	Easy!Force Trigger Gun & Easy!Lock Accessory System	163 - 164
SCRUBBERS		BV/VAC Pac™ HEPA Series	107	iSolar Solar Panel Cleaner	165 - 166
COMPACT		CARTVAC		Portable Commercial Hot Water Pressure Washer	167
BR 30/4 C	46	ECO! T11 Bp CartVac	108	Compact Commercial Pressure Washer Skid	168
BR 35/12 C Bp	47	VACUUM ACCESSORIES	109	HD Gas Mini Skids	169
BD 35/15 C Bp Classic	48	SPECIALTY		PRESSURE WASHER SPECIAL BUILDS	170
BR 40/10 C Adv	49	AB 84 CUL	111	DETERGENTS	174
		BR 52/11 ESC Escalator Cleaner	112	THE IMPORTANCE OF PROPER CLEANING	185
		AP 100/50 M	113	FAST FACTS	186
		SG Bp Gum Remover	114	ALL PRODUCTS. EVERY APPLICATION.	188
		STEAM CLEANERS			
		SG 4/4	115		
		SGV 8/5 Classic	116		

HOW TO IDENTIFY KÄRCHER EQUIPMENT BY NAME

It's easier than you think.

All Kärcher branded machines are named systematically so that every machine name explains what the product is. For example the name of a backpack vacuum would start with "BV". Not all names translate as directly, for example all sweeper's names start with "KM". The numbers in the name refer to the width of the cleaning path, machine's holding capacity and/or motor speed. Any additional information following the numbers explains some of the additional benefits of the machine, for example "Bp" means battery powered. Use the tables below to help you identify the details of your Kärcher machine.



CV 60/1 RS BP

CV = vacuum
60 = cleaning path in cm
1 = number of motors
RS = ride-on / stand-on
Bp = battery powered



KM 100/120 R BP

KM = sweeper
100 = sweeping path in cm
120 = combined hopper size in liters
R = ride-on
Bp = battery powered



BR 75/75 W BP

BR = scrubber with cylindrical brushes
75 = cleaning path in cm
75 = tank volume in liters
W = walk-behind model with traction drive
Bp = battery-powered



MACHINE TYPE

Code	Features or attributes
AB	Air blower
AP	All purpose multi-surface cleaner
B	Scrubber
BD	Scrubber with disc brushes
BDP	Burnisher
BDS	Floor machine
BR	Scrubber with cylindrical brushes
BRC	Self contained extractor
BV	Backpack vacuum
CV	Vacuum
CVS	Vacuum Sweeper
EB	Compact sweeper
HD	Cold water pressure washer
HDS	Hot water pressure washer
KM	Sweeper
NT	Wet/dry vacuum
PS	Portable sprayer
Puzzi™	Spotter or box & wand extractor
SG	Gum remover
SGV	Steamer
T	Canister vacuum

CLEANING PATH

CM	Inches
30	12
35/36	14
38	15
40	16
43	17
45	18
51	20
55	22
60	24
65	26
71	28
75	30
90	36
100	40
120	47

CAPACITY

Liters	Gallons
4	1
10	2.64
12	3.17
25	6.6
40	10.6
50	13.21
60	15.85
70	18.49
75	19.81
80	21.13
90	23.78
120	31.7
150	39.63
250	66.04

FLOOR CARE OPTIONS/FEATURES

Code	Options
AP	Semi-automatic filter cleaning system
Bp	Battery powered
C	Compact, pad assist
D	Disc brush
HEPA	HEPA level air filtration
LPG	Liquid propane gas
R	Cylindrical brush
S	Orbital brush
R	Ride-on machine
RS	Stand-on machine
TACT	Triggered Aircraft Cleaning Technology
Te	Automatic Power Outlet
W	Walk-behind, traction drive

PRESSURE WASHER OPTIONS/FEATURES

Code	Options
+	Remote On-Off with Time Delay
Ea	208V / 1 phase / 60 Hz
Eb	230V / 3 phase / 60 Hz
Ec	460V / 3 phase / 60 Hz
Ed	120V / 1 phase / 60 Hz
Ef	575V / 1 phase / 60 Hz
Eg	230V / 1 phase / 60 Hz
EH	208V / 3 phase / 60 Hz
Ec	220-240V / 60 Hz
G	Gas powered
Gb	Gas powered, belt driven
GeB	Gas powered, electric start, belt driven
Mt	Mini trailer
P	Petrol powered
Pe	Petrol powered, electric start

KÄRCHER SERVICE.

Achieving more together.

Kärcher Service is the professional service solution to keep your machines performing at their best. We offer coast to coast service and preventative scheduled maintenance to keep your business running strong.

We give you complete control of how you manage your service needs and cost requirements. We make it our goal to work with you to accomplish more together. Services include inspections as part of mandatory safety checks, timely servicing, and flat-rate full service.


Add a service plan to your product purchase. Throughout the catalog, the service logo has been placed on product pages that can be included in a plan tailored to the needs of your company.

Kärcher Service should be your first call for any repair. We service all makes and models of floor care equipment. We're here to get your machine from any brand functioning effectively.

If you've recently made a product purchase and need assistance getting set up, reach out to Kärcher service to set up an appointment. We provide free equipment installation and training. This includes packaging inspection, uncrating equipment, assembling equipment, machine operation, adjustments, staff training, installation checklist, and packaging clean-up and disposal.

Contact us today for more information:

service@karcherna.com
 877 - KARCHER (527-2437)
 Fax#: 888 - 565 - 3665



Look for this icon for products which can be included in service plans

	Kärcher Inspect	Kärcher Maintain	Kärcher Full Service
Inspection, safety testing	■	■	■
PM checklist	■	■	■
PM labor / travel / trip charge	■	■	■
Preventive replacement of defined wear parts in accordance with the manufacturer's maintenance plan		■	■
Breakdown repairs: labor/travel/trip charge*			■
Breakdown repairs: spare parts are included. See exclusions below*			■
Battery replacement*			□

*Terms & exclusions apply

■ Standard □ Optional



KÄRCHER FLOOR CARE

KIRA CV 50



Just press done.

Equipped with advanced sensors and precise LiDAR technology, the KIRA CV 50 navigates reliably and safely. It's even certified for public use according to IEC 63327 safety standards. Control is simple with the KIRA Robots app and built-in display - no technical expertise required. Take the hassle out of vacuuming, and free up staff to focus on more important tasks.

Smart Cleaning, Effortless Control

- Maps and cleans automatically, calculating the most efficient route
- Handles both carpets and hard floors with ease
- 13.7-inch cleaning width fits under furniture and into corners
- Easy to operate with KIRA Robots app and integrated display



KIRA CV 50 Autonomous Vacuum

TECHNICAL SPECIFICATIONS

Area size	sq. ft	> 5,382 recommended
Theoretical area performance	sq. ft/hr	5,651
Dust container volume	gal	1.3
Operating noise level	dBA	57
Vac Motor Water Lift	in	77
Air flow	cfm	34
Operating time (normal / ECO! mode)	min	140 / 210
Working width	in	13.7
Dimension (L x W x H)	in	22.7 x 22.7 x 11.8
Weight with accessories	lbs	43.2

EQUIPMENT

Order No.	Description	List Price
9,810-580.0	KIRA CV 50	\$13,908.93

ACCESSORIES

Order No.	Description	List Price
■ 2,445-075.0	Battery Power+ 36/75 *CUL	\$484.71
■ 2,445-053.0	Charger Battery Power+ 36/60 *CU	\$218.28
□ 2,889-428.0	Accessories side broom KIRA CV50	\$72.23
□ 2,889-429.0	Accessories roller brush KIRA CV50	\$78.11
□ 2,889-430.0	Accessories rubber blade KIRA CV50	\$44.94
■ 2,889-431.0	Accessories Label KIRA CV50	\$14.45
■ 6,414-631.0	Intermediate filter DS	\$124.12
□ 2,889-425.0	Accessories filter HEPA H13	\$31.03
□ 2,445-076.0	Battery Power+ 36/60 *CUL	\$439.77

■ Included □ Optional

KIRA CV 60/1




Around the clock perfection. Every time.

The KIRA CV 60/1 autonomous vacuum is powered by BrainOS, an intuitive cloud based AI operating system. You get industry-leading performance and safety that skillfully navigates around people and obstacles. Using an array of specialized cameras and sensors, it effortlessly adapts and learns user designated routes. Continuously learning and improving productivity, with real-time reporting available via your smartphone or tablet. With the ability to switch between autonomy and standard manual operation.

Cleaning expertise meets AI technology.

- The first commercial autonomous vacuum
- Optimal health protection with a HEPA-rated vacuum bag
- LCD Screen for simple operation and reporting
- Multiple routes can be saved simultaneously



KIRA CV 60/1 Autonomous Vacuum

TECHNICAL SPECIFICATIONS

Productivity	sq. ft/hr	18,000
Cleaning path/width	in	24
Propel Motor	hp	0.75
Bag Capacity	gal	4.7
Vac Motor Flow Rate	cfm	120
Vac Motor Water Lift	in	47.3
Voltage	V	36
Max. Rated Climb	%	2
Dimensions	L x W x H	50 x 30 x 52

EQUIPMENT

Order No.	Description	List Price
1.012-106.0	KIRA CV 60/1 Autonomous Vacuum with Lithium Battery	Call for pricing and Rental Plans

ACCESSORIES

Order No.	Description	List Price
■ 8.644-214.0	HEPA Filtration Bags (Pkg of 5)	\$66.34
■ 8.634-050.0	Universal Brush	\$143.38
□ 8.634-883.0	Carpet Brush	\$171.20
□ 8.634-885.0	Hard Floor Brush	\$208.65
□ 8.600-486.0	Keys (2 sets)	\$29.00

■ Included □ Optional

SERVICE PLANS

Order No.	Description	List Price
□ 9.849-019.0	License - 3 Year	\$CallforPricing
□ 9.849-020.0	Software Installation Fee	\$CallforPricing
□ 9.849-023.0	3-Year Service Package	\$CallforPricing
□ 9.849-021.0	License - 5 Year	\$CallforPricing
□ 9.849-022.0	5-Year Service Package	\$CallforPricing

■ Included □ Optional

KIRA B 50



The hardest working robot in cleaning.

Floor cleaning is time-intensive, and qualified personnel are scarce. The Kärcher KIRA B 50 cleaning robot is the ideal solution and a great addition to any cleaning team. Thanks to the powerful 160 Ah lithium-ion battery, roller brush technology with pre-sweeping function, side brush and 21.5-inch working width, the cleaning performance of KIRA B 50 is comparable to that of a conventional scrubber in every way.

Cleaning expertise meets AI technology.

- Intuitive operation thanks to a large touch display, simple maintenance and servicing.
- Cleaners no longer have to perform monotonous tasks, instead taking on more complex work.
- Safety-certified for public areas thanks to excellent environment recognition. Autonomous or manual mode of operation
- An optional docking station facilitates fully autonomous resource replacement.



KIRA B 50 Autonomous Scrubber

TECHNICAL SPECIFICATIONS

Working width	in	22	Max. area performance	ft ² /h	25,450
Fresh/dirty water volumes	gal	14.5/14.5	Length x width x height	in	42 x 30 x 46
Brush type		2x Cylindrical	Weight without water	lbs	503
Battery type		Li-ion	Climbing ability, autonomous	%	6
Battery	V/Ah	24/160	Min. clearance width, autonomous	in	39.5
Battery runtime	h	3.5	Wall clearance, autonomous	in	4
Maximum speed, autonomous	mph	2.7			

EQUIPMENT

Order No.	Item Description	List Price
1.533-002.0	KIRA B 50 Autonomous floor scrubber	Call for pricing and Rental Plans

ACCESSORIES

Order No.	Item Description	List Price
■ 4.042-048.0	Side broom	\$63.13
■ 4.035-184.0	Red brush, standard	\$153.01
■ 6.273-027.0	Oil resistant squeegee blades	\$144.45
■ 4.037-167.0	Oil resistant side blades	\$65.81
□ 4.762-409.0	White brush, soft	\$350.96
□ 4.762-410.0	Orange brush, hi/lo	\$374.50
□ 4.762-411.0	Green brush, aggressive	\$620.60
□ 4.762-415.0	Aluminum roller shaft	\$497.55
□ 4.114-010.0	Microfiber sleeve	\$409.81
□ 4.043-196.0	Linatex squeegee blades	\$199.02
□ 4.037-166.0	Linatex side blades	\$65.81
□ 4.042-129.0	Add on kit blue spotlight	\$465.45
□ 4.042-050.0	Detergent tank	\$101.65
□ 2.042-000.0	Docking station	\$3,284.90

■ Included □ Optional

SERVICE PLANS

Order No.	Description	List Price
□ 9.849-019.0	License - 3 year	Call for pricing
□ 9.849-020.0	Software installation fee	Call for pricing
□ 9.849-023.0	3-year service package	Call for pricing
□ 9.849-021.0	License - 5 year	Call for pricing
□ 9.849-022.0	5-year service package	Call for pricing

■ Included □ Optional

KIRA B 100 R




When technology and elbow grease collide.

The KIRA B 100 R is a riding floor scrubber that can clean large, wide areas of different types of hard floors autonomously. Powered by BrainOS[®] an intuitive cloud based AI operating system, you get industry-leading performance and safety that skillfully navigates around people and obstacles. Continuously learning and improving productivity, with real-time reporting available via your smartphone or tablet.

Cleaning expertise meets AI technology.

- Store custom routes and clean with precision every time
- Receive real time alerts if machine needs assistance
- Autonomous or manual mode of operation
- LCD Screen for simple operation and reporting



KIRA B 100 R Autonomous Scrubber

TECHNICAL SPECIFICATIONS

Cleaning path	in	26	Max. manual speed	mph	4
Solution/recovery capacity	gal	29	Max. manual productivity rate	ft ² /hr	46,285
Squeegee	in	33.8	Max. autonomous speed	mph	2.5
Brush pressure	lb	75-165	Max. autonomous productivity rate	ft ² /hr	28,928
Brush rotation speed	rpm	210	Transport speed	mph	4
Operating noise level	dBA	68	Voltage	volt	24
Max. slope manual	% grade	2	Weight with batteries	lb	920
Max. slope autonomous	% grade	0	Dimensions (L x W x H)	in	62 x 34 x 54

EQUIPMENT

Order No.	Item Description	List Price
1.006-720.0	KIRA B 100 R autonomous floor scrubber	Call for pricing and Rental Plans

ACCESSORIES

Order No.	Item Description	List Price
■ 8.642-664.0	Shelf charger 24V, 50A, AGM batteries	\$1,492.65
■ 8.629-184.0	Battery AGM 6V 285Ah	\$1,663.85
■ 8.645-223.0	Pad driver	\$301.74
■ 8.645-226.0	Squeegee assembly	\$1,321.45
■ 8.645-227.0	Replacement front blade, linatex	\$115.56
■ 8.645-228.0	Replacement rear blade, linatex	\$170.13
□ 8.645-231.0	Mild brush (2 required)	\$451.54
□ 8.645-232.0	Aggressive brush (2 required)	\$185.11
□ 8.645-215.0	Dust filter	\$25.15
■ 8.645-216.0	Recovery tank solution strainer	\$37.77
□ 8.645-219.0	Spare key	\$15.19
□ 8.645-221.0	Blade, side skirt linatex	\$128.40

■ Included □ Optional

SERVICE PLANS

Order No.	Description	List Price
□ 9.849-019.0	License - 3 year	Call for pricing
□ 9.849-020.0	Software installation fee	Call for pricing
□ 9.849-023.0	3-year service package	Call for pricing
□ 9.849-021.0	License - 5 year	Call for pricing
□ 9.849-022.0	5-year service package	Call for pricing

■ Included □ Optional

CHARIOT™ 2 IGLOSS 20



Innovative stand-on burnishing.

The Chariot™ 2 iGloss 20 stands for a brilliant shine. Experience how our stand-on design improves your burnishing speed and quality. This model easily fits into tight and busy areas due to its compact size and 360 degree mobility. Get that brilliant shine you are looking for with this model's 2000 rpm pad driver all with the lowest dBA in the industry. For indoor air quality, dust is collected in a convenient disposable bag.

Work smarter not harder

- Our patented stand-on cleaning technology significantly increases productivity and cleaning quality

User-friendly

- Intuitive control system with preset cleaning settings simplifies training and provides more consistent cleaning results.

CHARIOT™ 2 IGLOSS 20

TECHNICAL SPECIFICATIONS

Productivity (practical)	ft ² /hr	24,000
Cleaning path	in	20
Pad driver	in	20
Pad motor	hp	3
Pad speed	rpm	2000
Electrical system		36 V: 3 x 12 V/130 Ah or 225 Ah, 36 V 3 x 12 V/114 Ah AGM or 234 Ah AGM
Operating noise level (active/passive)	dBA	62/60
Climbing ability - maximum slope	% grade	10
Max. working speed	mph	2.3
Transport speed	mph	2.3
Minimum turning radius	ft	2.13
Weight with batteries	lbs	636
Dimensions (L x W x H)	in	44 x 23.5 x 51.75

EQUIPMENT

Order No.	Description	List Price
1.008-092.0	Chariot™ 2 iGloss 20, 36 V: 3 x 12 V/130 Ah batteries w/ shelf charger, passive dust control	\$14,723.20
1.008-094.0	Chariot™ 2 iGloss 20, 36 V: 3 x 12 V/114 Ah AGM batteries w/ on-board charger, passive dust control	\$17,023.70
1.008-095.0	Chariot™ 2 iGloss 20, 36 V: 3 x 12 V/225 Ah batteries w/ shelf charger, passive dust control	\$16,938.10
1.008-097.0	Chariot™ 2 iGloss 20, 36 V: 3 x 12 V/234 Ah AGM batteries w/ on-board charger, passive dust control	\$20,779.40
1.008-099.0	Chariot™ 2 iGloss 20, 36 V: 3 x 12 V/225 Ah batteries w/ shelf charger, active dust control	\$19,153.00
1.008-101.0	Chariot™ 2 iGloss 20, 36 V: 3 x 12 V/234 Ah AGM batteries w/ on-board charger, active dust control	\$21,335.80

ACCESSORIES

Order No.	Description	List Price
■ 8.628-479.0	3-ply filter dust bags, 10-pack	\$35.42
■ 8.633-398.0	Filter Bags (Pack of 10)	\$34.13
□ 8.600-486.0	Key, set of 2	\$29.00

■ Included □ Optional

CHARIOT™ 3 IEXTRACT 26 DUO



DUO interim & deep extraction technology combined with Chariot™ productivity.

When you need extraction and interim cleaning productivity for large areas of soft floor, the Chariot™ 3 iExtract 26 DUO is the only answer. Everything you need to quickly and efficiently clean your carpets is available on this extractor including optional off-aisle attachments for even greater productivity.

Productivity

- Dual vacuum motors means more dirt and grime are removed from the carpet

Cost Savings

- Reduce labor cost due to our productive stand-on design allowing you to get more done with the same size staff



CHARIOT™ 3 IEXTRACT 26 DUO

TECHNICAL SPECIFICATIONS

Productivity (practical)	ft ² /hr	14,185/6,864 (interim/restorative)
Cleaning path	in	26
Solution/recovery capacity	gal	25/28
Vacuum	hp	2 x 0.75
Water lift	in of water	71.8
Electrical system		36V: 3 x 12V 205-234 AH
Operating noise level	dBA	69
Climbing ability - maximum slope	% grade	10
Max. working speed	mph	0.5-1.0
Transport speed	mph	4.1
Minimum turning radius	ft	2.7
Weight with batteries	lbs	825
Dimensions (L x W x H)	in	56.1 x 29.5 x 50

EQUIPMENT

Order No.	Description	List Price
Chariot™ 3 iExtract 26 DUO w/ shelf charger		
1.008-116.0	Chariot™ 3 iExtract 26 DUO, 36V 3x12V 225 Ah batteries w/ shelf charger	\$24,834.70
1.008-117.0	Chariot™ 3 iExtract 26 DUO, 36V 3x12V 234 Ah AGM batteries w/ shelf charger	\$26,685.80
1.008-148.0	Chariot™ 3 iExtract 26 DUO, 36V 3x12V Lithium batteries w/ shelf charger	\$39,076.40
Chariot™ 3 iExtract 26 DUO w/ on-board charger		
1.008-119.0	Chariot™ 3 iExtract 26 DUO, 36V 3x12V 225 Ah batteries w/ on-board charger	\$25,508.80
1.008-120.0	Chariot™ 3 iExtract 26 DUO, 36V 3x12V 234 Ah AGM batteries w/ on-board charger	\$27,370.60
Chariot™ 3 iExtract 26 DUO w/ shelf charger and off-aisle attachment (must order hose and wand separately)		
1.008-132.0	Chariot™ 3 iExtract 26 DUO, 36V 3x12V 234 Ah AGM batteries w/ shelf charger and off-aisle attachment	\$27,573.90
Chariot™ 3 iExtract 26 DUO w/ on-board charger and off-aisle attachment (must order hose and wand separately)		
1.008-135.0	Chariot™ 3 iExtract 26 DUO, 36V 3x12V 234 Ah AGM batteries w/ on-board charger and off-aisle attachment	\$28,280.10

CHARIOT™ 3 IEXTRACT 26 DUO ACCESSORIES

ACCESSORIES

Order No.	Description	List Price
<input type="checkbox"/> 8.628-409.0	Charger, Automatic 36 V/21A C175	\$1,514.05
<input type="checkbox"/> 8.600-015.0	AGM battery charger, 36V, 21A, 115V	\$699.78
Off-Aisle Attachment Accessories		
<input type="checkbox"/> 8.632-900.0	AquaFoil™ wand	\$972.63
<input type="checkbox"/> 8.600-061.0	Standard wand	\$707.27
<input type="checkbox"/> 8.600-005.0	Spotting wand	\$441.91
<input type="checkbox"/> 8.600-414.0	Hose assembly 12-foot	\$373.43
<input type="checkbox"/> 8.600-415.0	Hose assembly 16 foot x 1.5 inches vac x 250 psi solution hoses	\$395.90
<input type="checkbox"/> 8.628-416.0	Hose assembly 25 feet x 1.5 inch vac x 250 psi solution hoses	\$523.23
<input type="checkbox"/> 8.600-486.0	Key, set of 2	\$29.00

■ Included □ Optional

CHARIOT™ 2 ISCRUB 20



50% more productive.

The Chariot™ 2 iScrub 20 is more productive, more maneuverable and easier to use than any other 20 inch scrubber. We designed this stand-on scrubber with productivity as its number one goal. This machine scrubs fifty percent more area than a traditional walk-behind-scrubber and with a lower investment cost, higher productivity rate all while being simple to maintain.

Productivity focused

- Aqua-Mizer technology provides up to 50% more coverage.

Safety first

- Remarkable maneuverability, and best-in-industry 360° visibility

Easy-to-use

- Features an intuitive control panel and an easy-to-clean, fully accessible hygienic recovery tank with solution dump hose.

CHARIOT™ 2 ISCRUB 20

TECHNICAL SPECIFICATIONS

Productivity (practical)	ft ² /hr	18,800
Cleaning path	in	20
Solution/recovery capacity	gal	10/10
Vacuum	hp	0.63
Water lift	in of water	47.3
Electrical system		36V 3x12V 130 Ah, 36V 3x12V 114 Ah AGM
Operating noise level	dba	66.9
Climbing ability - maximum slope	% grade	10
Max. working speed	mph	2.4
Transport speed	mph	2.4
Minimum turning radius	ft	2.13
Weight with batteries	lbs	615
Dimensions (L x W x H)	in	44 x 27.2 x 51.75

EQUIPMENT

Order No.	Description	List Price
1.008-008.0	Chariot™ 2 iScrub 20, pad driver, 36V/130 Ah batteries, 21A automatic charger	\$12,101.70
1.008-009.0	Chariot™ 2 iScrub 20, pad driver, 36V/130 Ah batteries, 21A on-board charger	\$12,593.90
1.008-010.0	Chariot™ 2 iScrub 20, pad driver, 36V/114 Ah AGM batteries, 21A automatic charger	\$12,797.20
1.008-011.0	Chariot™ 2 iScrub 20, pad driver, 36V/114 Ah AGM batteries, 21A on-board charger	\$13,663.90
1.008-012.0	Chariot™ 2 iScrub 20, poly brush scrub deck, 6V/130 Ah batteries, 21A automatic charger	\$12,101.70
1.008-013.0	Chariot™ 2 iScrub 20, poly brush scrub deck, 36V/130 Ah batteries, 21A on-board charger	\$12,593.90
1.008-014.0	Chariot™ 2 iScrub 20, poly brush scrub deck, 36V/114 Ah AGM batteries, 21A automatic charger	\$12,797.20
1.008-015.0	Chariot™ 2 iScrub 20, poly brush scrub deck, 36V/114 Ah AGM batteries, 21A on-board charger	\$13,663.90

ACCESSORIES

Order No.	Description	List Price
<input type="checkbox"/> 8.632-606.0	Chariot™ Front Squeegee gum rubber for Chariot™ iScrub 20/Chariot™ iScrub 20 Deluxe	\$47.72
<input type="checkbox"/> 8.632-607.0	Chariot™ Rear Squeegee gum rubber for Chariot™ iScrub 20/Chariot™ iScrub 20 Deluxe	\$52.32
<input type="checkbox"/> 8.634-205.0	Chariot™ Front Squeegee Urethane, Chariot™ iScrub 20/Chariot™ iScrub 20 Deluxe	\$50.72
<input type="checkbox"/> 8.634-206.0	Chariot™ Rear Squeegee Urethane, Chariot™ iScrub 20/Chariot™ iScrub 20 Deluxe	\$62.60
<input checked="" type="checkbox"/> 8.600-041.0	Pad Driver, 20"	\$344.54
<input type="checkbox"/> 8.600-042.0	Polypropylene Brush, 20"	\$344.54
<input type="checkbox"/> 8.628-387.0	Nylon Polish Brush 20"	\$417.30
<input type="checkbox"/> 8.600-043.0	Nylon Brush, 20"	\$432.28
<input type="checkbox"/> 8.600-044.0	Mild Grit Brush, 20"	\$826.04
<input type="checkbox"/> 8.640-378.0	Kit, squeegee blade, gum rubber	\$54.04
<input type="checkbox"/> 8.600-486.0	Keys, set of 2	\$29.00

■ Included Optional

CHARIOT™ 2 ISCRUB 20 DELUXE



Exceeding your scrubbing expectations.

Experience a fifty percent gain in productivity with the Chariot™ 2 iScrub 20 Deluxe versus a conventional 20 inch walk-behind scrubber. With a lower investment cost, higher production rate and simplicity of maintenance, this scrubber exceeds all expectations. This model features an on-board charger and optional chemical metering for even greater time-savings.

Productivity focused

- On-board charger allows for charging anywhere
- Optional chemical metering available
- Design and size that provides remarkable maneuverability, and best-in-industry 360° visibility
- Tight 48 inch turning radius for maneuverability



CHARIOT™ 2 ISCRUB 20 DELUXE

TECHNICAL SPECIFICATIONS

Productivity (practical)	ft²/hr	18,000	Max. working speed	mph	2.4
Cleaning path	in	20	Transport speed	mph	2.4
Solution/recovery capacity	gal	10/10	Minimum turning radius	ft	2.13
Vacuum	hp	0.63	Weight with batteries	lbs	615
Water lift	in of water	47.3	Dimensions (L x W x H)	in	44 x 27.2 x 51.75
Electrical system		36V 3x12V 130 Ah, 36V 3x12V 114 Ah AGM	Vac motor suction	cfm	51
Operating noise level	dba	67			
Climbing ability - maximum slope	% grade	10			

EQUIPMENT

Order No.	Description	List Price
1.008-016.0	Chariot™ 2 iScrub 20 Deluxe, pad driver, 36V/130 Ah batteries, 21A automatic charger	\$12,647.40
1.008-049.0	Chariot™ 2 iScrub 20 Deluxe, pad driver, 36V/114 Ah AGM batteries, 21A automatic charger	\$13,385.70
1.008-059.0	Chariot™ 2 iScrub 20 Deluxe, pad driver, 36V/114 Ah AGM batteries, 21A on-board charger	\$14,156.10
1.008-063.0	Chariot™ 2 iScrub 20 Deluxe, poly brush scrub deck, 36V/130 Ah batteries, 21A automatic charger	\$12,647.40
1.008-064.0	Chariot™ 2 iScrub 20 Deluxe, poly brush scrub deck, 36V/114 Ah AGM batteries, 21A automatic charger	\$13,385.70
1.008-065.0	Chariot™ 2 iScrub 20 Deluxe, poly brush scrub deck, 36V/114 Ah AGM batteries, 21A on-board charger	\$14,156.10
1.006-192.0	Chariot™ 2 iScrub 20 Deluxe, 36V, Lithium Battery w/shelf charger	\$19,003.20

ACCESSORIES

Order No.	Description	List Price
■ 8.600-041.0	Pad driver, 20-inch	\$344.54
□ 8.632-606.0	Chariot™ front squeegee gum rubber for Chariot™ iScrub 20/Chariot™ iScrub 20 Deluxe	\$47.72
□ 8.632-607.0	Chariot™ rear squeegee gum rubber for Chariot™ iScrub 20/Chariot™ iScrub 20 Deluxe	\$52.32
□ 8.634-205.0	Chariot™ front squeegee urethane, Chariot™ iScrub 20/Chariot™ iScrub 20 Deluxe	\$50.72
□ 8.634-206.0	Chariot™ rear squeegee urethane, Chariot™ iScrub 20/Chariot™ iScrub 20 Deluxe	\$62.60
□ 8.600-042.0	Polypropylene Brush, 20-inch	\$344.54
□ 8.628-387.0	Nylon polish brush 20-inch	\$417.30
□ 8.600-043.0	Nylon brush, 20-inch	\$432.28
□ 8.600-044.0	Mild grit brush, 20-inch	\$826.04
□ 8.640-378.0	Kit, squeegee blade, gum rubber	\$54.04
□ 8.600-486.0	Keys, set of 2	\$29.00

■ Included □ Optional

CHARIOT™ 2 ISCRUB 20 DELUXE WITH ORB TECHNOLOGY



Top-scrub and re-coat with ORB technology.

Harness the productivity gains of our time-saving Chariot™ platform combined with our superior ORB cleaning technology. This scrubber is the ultimate solution for top-scrubbing and chemical-free finish removal of floors. It provides green cleaning by using less chemicals, water, energy and labor as well as best in class scrubbing results due to our dual-motion of our ORB technology.

Superior Orbital mechanics

- True orbital mechanics provide the most efficient scrub possible
- Highly productive with “best in class” cleaning results—dual orbital motion provides superior performance over spinning disk.
- Chemical free coating removal from VCT, concrete and soft stone.
- A productive solution for top scrubbing and re-coating floors, allowing for this to be a one person job
- Green cleaning—using less chemicals, water, energy and labor.

Productivity

- Chariot™ patented technology significantly increases productivity



CHARIOT™ 2 ISCRUB 20 DELUXE WITH ORB TECHNOLOGY

TECHNICAL SPECIFICATIONS

Productivity (practical)	ft ² /hr	18,000
Cleaning path	in	20
Solution/recovery capacity	gal	10/10
Vacuum	hp	0.63
Water lift	in of water	47.3
Electrical system		36V 3x12V 130 Ah, 36V 3x12V 114 Ah AGM
Operating noise level	dB(A)	67
Climbing ability - maximum slope	% grade	10
Max. working speed	mph	2.4
Transport speed	mph	2.4
Minimum turning radius	ft	2.13
Weight with batteries	lbs	676
Dimensions (L x W x H)	in	44 x 27.2 x 51.75

EQUIPMENT

Order No.	Description	List Price
1.008-136.0	Chariot™ 2 iScrub 20 Deluxe with ORB™ Technology, orbital pad driver, 36V/130 Ah batteries, 21A automatic charger	\$13,535.50
1.008-140.0	Chariot™ 2 iScrub 20 Deluxe with ORB™ Technology, orbital pad driver, 36V/114 Ah AGM batteries, 21A automatic charger	\$14,295.20
1.008-138.0	Chariot™ 2 iScrub 20 Deluxe with ORB™ Technology, orbital pad driver, 36V/114 Ah AGM batteries, 21A on-board charger	\$15,033.50

ACCESSORIES

Order No.	Description	List Price
<input type="checkbox"/> 8.632-606.0	Chariot™ Front Squeegee gum rubber	\$47.72
<input type="checkbox"/> 8.632-607.0	Chariot™ Rear Squeegee gum rubber	\$52.32
<input type="checkbox"/> 8.634-205.0	Chariot™ Front Squeegee Urethane	\$50.72
<input type="checkbox"/> 8.634-206.0	Chariot™ Rear Squeegee Urethane	\$62.60
<input checked="" type="checkbox"/> 8.639-259.0	Pad Driver, 20"	\$149.80
<input type="checkbox"/> 8.640-378.0	Kit, squeegee blade, gum rubber	\$54.04
<input type="checkbox"/> 8.600-486.0	Keys, set of 2	\$29.00

■ Included □ Optional

CHARIOT™ 2 ISCRUB 22 SP



Pre-sweep, scrub and reclaim solution in one pass with cylindrical scrubbing.

Revel in the productivity and power gains from this combination of our Chariot™ 2 line with our superior cylindrical scrubbing technology. Save time and money by pre-sweeping, scrubbing and vacuuming in one pass with this machine. All of the benefits of a traditional Chariot™ come with this unit including ergonomic improvements, productivity gains, and easy intuitive operation.

Productivity with cylindrical scrubbing

- Two 22" counter - rotating cylindrical brushes provides pre-sweeping, scrubbing and solution recovery in one pass for thorough cleaning especially on grouted & structured surfaces

Easy to use

- Ultra-tight turning radius enables Chariot™ to turn in 5' hallways
- Easy access to the debris tray for dumping and cleaning.
- Wide-open access to battery compartment and recovery tank

CHARIOT™ 2 ISCRUB 22 SP

TECHNICAL SPECIFICATIONS

Productivity (practical)	ft ² /hr	19,700
Cleaning path	in	22
Solution/recovery capacity	gal	10/10
Vacuum	hp	0.63
Water lift	in of water	47.3
Electrical system		36V 3x12V 130 Ah, 36V 3x12V 114 Ah AGM
Operating noise level	dba	71.5
Climbing ability - maximum slope	% grade	10
Max. working speed	mph	2.4
Transport speed	mph	2.4
Minimum turning radius	ft	2.13
Weight with batteries	lbs	660
Dimensions (L x W x H)	in	44 x 29.3 x 51.8

EQUIPMENT

Order No.	Description	List Price
1.008-071.0	Chariot™ 2 iScrub 22 SP, cylindrical scrub deck, 36V/130 Ah batteries, 21A automatic charger	\$16,863.20
1.008-072.0	Chariot™ 2 iScrub 22 SP, cylindrical scrub deck, 36V/114 Ah AGM batteries	\$18,650.10
1.008-073.0	Chariot™ 2 iScrub 22 SP, cylindrical scrub deck, 36V/114 Ah AGM batteries, on-board charger	\$19,013.90

ACCESSORIES

Order No.	Description	List Price
<input type="checkbox"/> 4.762-410.0	Cylindrical orange brush, 22-inch, high/low bristles for uneven floors	\$374.50
<input type="checkbox"/> 4.035-184.0	Cylindrical red brush, 22-inch, medium stiff bristles for all-around cleaning on smooth and textured floors	\$153.01
<input type="checkbox"/> 4.762-411.0	Cylindrical green brush, 22-inch, hard bristles	\$620.60
<input checked="" type="checkbox"/> 4.762-409.0	Cylindrical white brush, 22-inch, soft	\$350.96
<input type="checkbox"/> 4.762-415.0	Cylindrical pad shaft, 22-inch, 2 required	\$497.55
<input type="checkbox"/> 8.635-692.0	22" Chemical-Free Stripping Cylindrical (must have 4.762-415.0 pad shafts)	\$175.48
<input type="checkbox"/> 4.114-010.0	Cylindrical microfiber pad, 22-inch, for daily cleaning of delicate surfaces including LVT and stone tile	\$409.81
<input type="checkbox"/> 6.273-207.0	Squeegee blade set, oil resistant	\$88.81
<input type="checkbox"/> 6.369-735.0	White pad, includes sleeve, 22-inch	\$245.03
<input type="checkbox"/> 6.369-732.0	Yellow pad, 22-inch	\$246.10
<input type="checkbox"/> 6.369-733.0	Green pad, 22-inch	\$193.67
<input type="checkbox"/> 6.369-734.0	Red pad, 22-inch, medium grit for all-around cleaning on smooth and textured floors	\$186.18
<input type="checkbox"/> 8.600-486.0	Keys, set of 2	\$29.00

■ Included □ Optional

CHARIOT™ 3 ISCRUB 26



Next generation stand-on scrubbing.

Get the job done the first time with the impressive scrubbing productivity of the Chariot™ 3 iScrub 26. When compared to a walk-behind-scrubber this machine is twice as productive. What is even better—the Chariot™ will not cost you a penny more than the traditional scrubber you are using now. This is the next-generation of stand-on cleaning equipment developed from our years of expertise as the innovators of the stand-on cleaning segment.

Scrubber Performance

- Aqua-Mizer system reduces water and chemical consumption
- Chemical metering system with adjustable dilution rate
- Productive stand-on design allows you to get more done with the same size staff
- Reduced operator fatigue means increased productivity
- A step ahead of the competition, we developed the Chariot™ line over 15 years ago and have continually refined our offering.



CHARIOT™ 3 ISCRUB 26

TECHNICAL SPECIFICATIONS

Productivity (practical)	ft ² /hr	27,639
Cleaning path	in	26
Solution/recovery capacity	gal	25/27
Vacuum	hp	0.63
Water lift	in of water	47.3
Electrical system		36V 3x12V 205 Ah or 225 Ah, 36V 3x12V 234 Ah AGM
Operating noise level	dBA	66
Climbing ability - maximum slope	% grade	10
Max. working speed	mph	3.0
Transport speed	mph	4.1
Minimum turning radius	ft	2.5
Weight with batteries	lbs	825
Dimensions (L x W x H)	in	56.5 x 33 x 50

CHARIOT™ 3 ISCRUB 26 ACCESSORIES

EQUIPMENT

Order No.	Description	List Price
1.008-074.0	Chariot™ 3 iScrub 26, brush scrub deck, 36V/225 Ah batteries, shelf charger	\$20,094.60
1.008-076.0	Chariot™ 3 iScrub 26, brush scrub deck, 36V/234 Ah AGM batteries, shelf charger	\$22,619.80
1.008-102.0	Chariot™ 3 iScrub 26, pad driver, 36V/225 Ah WET batteries, shelf charger	\$20,094.60
1.008-104.0	Chariot™ 3 iScrub 26, pad driver, 36V/234 Ah AGM batteries, shelf charger	\$22,619.80
1.008-147.0	Chariot™ 3 iScrub 26, pad driver, 36V Lithium batteries, shelf charger	\$35,042.50
1.008-077.0	Chariot™ 3 iScrub 26, brush scrub deck, 36V/225 Ah batteries, on-board charger	\$20,822.20
1.008-079.0	Chariot™ 3 iScrub 26, brush scrub deck, 36V/234 Ah AGM batteries, on-board charger	\$23,315.30
1.008-105.0	Chariot™ 3 iScrub 26, pad driver, 36V/225 Ah batteries, on-board charger	\$20,822.20
1.008-107.0	Chariot™ 3 iScrub 26, pad driver, 36V/234 Ah AGM batteries, on-board charger	\$23,315.30
1.008-109.0	Chariot™ 3 iScrub 26, pad driver, 36V/225 Ah batteries, shelf charger, chemical metering	\$21,453.50
1.008-111.0	Chariot™ 3 iScrub 26, pad driver, 36V/234 AGM Ah batteries, shelf charger, chemical metering	\$23,978.70
1.008-087.0	Chariot™ 3 iScrub 26, brush scrub deck, 36V/234 AGM Ah batteries, on-board charger, chemical metering	\$24,674.20
1.008-112.0	Chariot™ 3 iScrub 26, pad driver, 36V/225 Ah batteries, on-board charger, chemical metering	\$22,170.40
1.008-114.0	Chariot™ 3 iScrub 26, pad driver, 36V/234 AGM Ah batteries, on-board charger, chemical metering	\$24,674.20

ACCESSORIES

Order No.	Description	List Price
<input type="checkbox"/> 8.600-021.0	Pad Driver for Chariot™ 3 iScrub 26 (2 required)	\$289.97
<input type="checkbox"/> 8.600-022.0	Polypropylene brush (2 required)	\$217.21
<input type="checkbox"/> 8.600-023.0	Nylon brush (2 required)	\$285.69
<input type="checkbox"/> 8.600-024.0	Mild grit brush (2 required)	\$446.19
<input type="checkbox"/> 8.600-486.0	Keys, set of 2	\$29.00
<input type="checkbox"/> 8.635-958.0	Blade squeegee, front, gum rubber	\$48.36
<input type="checkbox"/> 8.635-957.0	Blade squeegee, rear, gum rubber	\$73.30
<input type="checkbox"/> 8.639-156.0	Blade, squeegee, front, 36 X, urethane	\$89.35
<input type="checkbox"/> 8.639-157.0	Blade, squeegee, rear, 40 X, urethane	\$136.96

■ Included □ Optional

CHARIOT™ 3 ISCRUB 26 SP



Next generation stand-on cylindrical cleaning

Experience the productivity of the next-generation of cylindrical scrubbing with the Chariot™ 3 iScrub 26 SP. When compared to a walk-behind-scrubber this machine is twice as productive. This machine was developed from our years of experience as the innovators of the stand-on cleaning segment. No other manufacturer comes close to the depth of our line of stand-on cleaning machines. This model features our innovative cylindrical cleaning technology on our third generation Chariot™ platform.

Cylindrical scrubbing technology

- Cylindrical brushes are continuously self-cleaned by centrifugal force, which allows them to outlast 50 or more cleaning pads
- Provides up to 9 times more downward pressure than traditional disc or pad floor scrubbers, creating more consistent results
- Integrated wet pre-sweep and debris hopper can save up to 40% of your overall cleaning time and labor costs by eliminating the need for pre-sweeping with a separate piece of equipment
- Perfect for scrubbing grouted, uneven, or porous surfaces



CHARIOT™ 3 ISCRUB 26 SP

TECHNICAL SPECIFICATIONS

Productivity (practical)	ft²/hr	27,639
Cleaning path	in	26
Solution/recovery capacity	gal	25/27
Vacuum	hp	0.63
Water lift	in of water	N/A
Electrical system		36V 3x12V 205 Ah or 225 Ah, 36V 3x12V 234 Ah AGM
Operating noise level	dba	69
Climbing ability - maximum slope	% grade	10
Max. working speed	mph	3.0
Transport speed	mph	4.1
Minimum turning radius	ft	2.5
Weight with batteries	lbs	825
Dimensions (L x W x H)	in	56 x 33 x 50

EQUIPMENT

Order No.	Description	List Price
1.008-080.0	Chariot™ 3 iScrub 26 SP, cylindrical scrub deck, 36V/225 Ah batteries, shelf charger	\$22,266.70
1.008-082.0	Chariot™ 3 iScrub 26 SP, cylindrical scrub deck, 36V/234 Ah AGM batteries, shelf charger	\$24,759.80
1.008-083.0	Chariot™ 3 iScrub 26 SP, cylindrical scrub deck, 36V/225 Ah batteries, on-board charger	\$22,951.50
1.008-085.0	Chariot™ 3 iScrub 26 SP, cylindrical scrub deck, 36V/234 Ah AGM batteries, on-board charger	\$25,498.10
1.008-088.0	Chariot™ 3 iScrub 26 SP, cylindrical scrub deck, 36V/225 Ah batteries, shelf charger, chemical metering	\$23,604.20
1.008-089.0	Chariot™ 3 iScrub 26 SP, cylindrical scrub deck, 36V/234 Ah AGM batteries, shelf charger, chemical metering	\$26,140.10
1.008-090.0	Chariot™ 3 iScrub 26 SP, cylindrical scrub deck, 36V/225 Ah batteries, on-board charger, chemical metering	\$24,331.80
1.008-091.0	Chariot™ 3 iScrub 26 SP, cylindrical scrub deck, 36V/234 Ah AGM batteries, on-board charger, chemical metering	\$26,846.30

CHARIOT™ 3 ISCRUB 26 SP

ACCESSORIES

Order No.	Description	List Price
■ 4.035-187.0	Cylindrical red brush	\$119.84
□ 6.906-981.0	Cylindrical white brush, soft	\$417.30
□ 6.906-982.0	Cylindrical orange brush, high-low for grout	\$379.85
□ 6.906-983.0	Cylindrical green brush, hard	\$663.40
□ 6.906-984.0	Cylindrical black brush, very aggressive	\$732.95
□ 8.628-349.0	Chariot™ Front Squeegee, Cylindrical Scrubber, Linatex®	\$56.18
□ 8.628-350.0	Chariot™ Rear Squeegee, Cylindrical Scrubber, Linatex®	\$85.60
□ 8.628-353.0	Chariot™ Front Squeegee, Cylindrical Scrubber, Urethane	\$115.56
□ 8.628-352.0	Chariot™ Rear Squeegee, Cylindrical Scrubber, Urethane	\$115.56
□ 9.840-602.0	Battery pack 205 Ah, set of 3	\$2,840.85
□ 9.840-600.0	Battery pack 225 Ah, set of 3	\$3,461.45
□ 8.622-843.0	Battery pack 234 Ah AGM, 3 required	\$1,888.55
□ 8.628-409.0	Charger 36V 21A C175 automatic charger	\$1,514.05
□ 8.600-015.0	AGM battery charger, 36V, 21A, 115V	\$699.78
□ 9.840-612.0	Battery cable kit 1 set	\$235.40
□ 8.639-254.0	Chariot™ 3 Battery Cart without Batteries or Cable (includes the cart and the lock kit)	\$2,140.00
□ 8.600-486.0	Keys, set of 2	\$29.00

■ Included □ Optional

CHARIOT™ CV 60/1 RS BP DELUXE



Intuitive, agile and seamless to operate.

The CV 60/1 Deluxe stand-on vacuum is our next generation Chariot™ 2 iVac 24 ATV. Specifically designed with the user in mind, this vacuum delivers seamless operation and comfort while also greatly improving performance and productivity. HEPA-rated vacuum bags offer optimal health protection for users.

Comfort Ride System

- Anti-fatigue operator platform actively adjusts to weight shifts and balance.
- Operator position shifted to provide improved sight lines and maneuverability.

Vacuum performance

- Large debris caught in hopper, preventing clogs
- Quiet 66 dBA in ECOMode allows for daytime cleaning

Chariot™ advantage

- Get a quick return on your investment with Chariot™ productivity

CHARIOT™ CV 60/1 RS BP DELUXE

TECHNICAL SPECIFICATIONS

Productivity (practical)	ft ² /hr	21,250
Cleaning path	in	24
Propel Motor	hp	2.0
Bag Capacity	gal	4.7
Vac Motor Flow Rate	cfm	72
Vac Motor Water Lift	in	47.3
Voltage	V	36
Max. Rated Climb	%	10
Dimensions	LxWxH	48x29x52

EQUIPMENT

Order No.	Description	List Price
1.012-101.0	Chariot™ CV 60/1 RS Bp with AGM batteries, on-board charger	\$18,457.50
1.012-103.0	Chariot™ CV 60/1 RS Bp with Lithium batteries, on-board charger	\$24,299.70

ACCESSORIES

Order No.	Description	List Price
■ 8.644-214.0	HEPA Filtration Bags (Pkg of 5)	\$66.34
■ 8.634-050.0	Universal Brush	\$143.38
□ 8.634-882.0	Carpet Brush	\$88.81
□ 8.634-884.0	Hard Floor Brush	\$112.35
□ 8.645-262.0	Accessory Wand Kit (Dusting Brush, Crevice Nozzle, Ext tubes, 10 ft hose included)	\$606.69
□ 8.634-487.0	Dusting Brush	\$18.62
□ 6.903-403.0	Crevice nozzle	\$15.94
□ 6.906-954.0	Floor Tool	\$150.87
□ 8.600-009.0	Extension Tube	\$22.04
□ 8.645-088.0	Accessory Hose 10 ft.	\$121.98
□ 8.600-486.0	Keys, set of 2	\$29.00

■ Included □ Optional

CHARIOT™ 3 CV 86/1 RS BP



Stand up for clean.

Trust this next-generation stand-on vacuum to cover large areas quickly, effectively and ergonomically to improve your facility's appearance and indoor air quality. This high performance, multi-surface cleaning HEPA stand-on commercial vacuum is designed for increased productivity and maneuverability on hard and soft floors. In applications where a sweeper, wide-area vacuum or dust mop can be used, the Chariot™ 3 CV 86/1 RS Bp vacuum series is all you need.

Vacuum performance

- HEPA filtration standard for indoor air quality
- Large debris is caught in hopper, preventing clogs
- Quiet 66 dBA in ECOMode allows for daytime cleaning

Chariot™ advantage

- Get a quick return on your investment with Chariot™ productivity

CHARIOT™ 3 CV 86/1 RS BP

TECHNICAL SPECIFICATIONS

Productivity (practical)	ft ² /hr	32,313
Cleaning path	in	34
Bag capacity	gal	4.4
Vacuum	hp	0.94
Water lift	in of water	58.2
Electrical system	36V: 3 x 12V 205-234 AH	
Operating noise level – std/Eco! mode	dBA	68/66
Climbing ability – maximum slope	% grade	10
Max. working speed	mph	3.7
Transport speed	mph	3.7
Minimum turning radius	ft	2.8
Weight with batteries	lbs	766
Dimensions (L x W x H)	in	52 x 34 x 50

EQUIPMENT

Order No.	Description	List Price
1.008-142.0	Chariot™ 3 CV 86/1 RS Bp, 225 Ah, Shelf Charger	\$25,615.80
1.008-143.0	Chariot™ 3 CV 86/1 RS Bp, 234 Ah, AGM Shelf Charger	\$28,130.30
1.008-145.0	Chariot™ 3 CV 86/1 RS Bp, 225 Ah, On-Board Charger	\$26,289.90
1.008-146.0	Chariot™ 3 CV 86/1 RS Bp, 234 Ah, AGM On-Board Charger	\$28,793.70
1.008-149.0	Chariot™ 3 CV 86/1 RS Bp, 36V/Lithium Batteries, Shelf Charger	\$39,771.90

ACCESSORIES

Order No.	Description	List Price
■ 8.631-462.0	HEPA Filtration Bags (5-pack)	\$73.83
■ 8.634-059.0	Universal Brush	\$215.07
□ 8.621-509.0	Package of 10 dust bags	\$120.91
□ 8.634-883.0	Carpet Brush	\$171.20
□ 8.634-885.0	Hard Floor Brush	\$208.65
□ 8.628-409.0	Charger, Automatic 36V/21A C175 (for 9.841-392.0, 9.841-393.0)	\$1,514.05
□ 8.600-015.0	AGM battery charger, 36V, 21A, 115V	\$699.78
□ 8.600-486.0	Keys, set of 2	\$29.00

■ Included □ Optional

BDP 51/1500 C



Make your floors shine brilliantly.

The BDP 51/1500 C is an efficient burnisher that restores your hard floors. It has an easy-to-use adjustable handle and a non-marking bumper to protect your machine and facility. We included features such as a mechanical interlock to prevent accidental starts for safety. The built-in circuit breaker protects the motor for long life and durability.

Built for everyday use

- Rugged housing with non-marking bumper to protect the machine and facility.

Self-protection

- Mechanical safety interlock prevents accidental start-ups

Practical features

- Easy to use fully adjustable handle height system.
- Large 5-inch non-marking wheels for easy transport.



BDP 51/1500 C

TECHNICAL SPECIFICATIONS

Pad size	in	20
Pad speed	rpm	1500
Operating noise level	dBA	62
Motor	hp	1.50, single speed, permanent magnet DC motor
Weight	lbs	112
Dimensions (LxWxH)	in	31 x 21.5 x 48
Practical productivity	sq. ft/hr	9,091
Wheel diameter	in	5 x 1.25, non-marking (four each)
Power cord length	ft	75

EQUIPMENT

Order No.	Description	List Price
1.009-101.0	BDP 51/1500 C, 20 inch burnisher	\$2,803.40

ACCESSORIES

Order No.	Description	List Price
■ 8.622-247.0	Pad, Driver, 20 inch Burnisher	\$254.66

■ Included □ Optional

BDP 51/2000 C



Your floors will shine as bright as lightning.

With a mechanical safety interlock that prevents accidental start-ups, a built-in circuit breaker and fuse system to protect the motor and a rugged aluminum base and switch housing, the BDP 51/2000 is a durable burnisher that puts safety and brilliant results as priority number one.

Performance

- Floating handle automatically adjusts to operator height simplifying operation and providing a consistent high-gloss shine.

Safety

- Mechanical safety interlock to prevent accidental start-ups.
- Built in circuit breaker to protect motor.

Durability

- Rugged housing with non-marking bumper to protect the machine and facility.



BDP 51/2000 C

TECHNICAL SPECIFICATIONS

Pad size	in	20
Pad speed	rpm	2,000
Operating noise level	dBA	67
Motor	hp	1.5, single speed, permanent magnet DC motor
Weight	lbs	112
Dimensions (LxWxH)	in	32 x 24 x 48.5
Practical productivity	sq. ft/hr	10,000
Wheel diameter	in	5 x 1.25
Power cord length	ft	75

EQUIPMENT

Order No.	Description	List Price
1.009-099.0	BDP 51/2000 C, 20 inch burnisher	\$3,413.30

ACCESSORIES

Order No.	Description	List Price
■ 8.622-247.0	Pad, Driver, 20 inch Burnisher	\$254.66
□ 8.600-139.0	Dust Bags (Package of 10)	\$63.13

■ Included □ Optional

BDP PROPANE



A powerful, durable burnisher that delivers bright and brilliant floors.

Kärcher's burnishers have earned a reputation for being reliable and durable. Its powerful engine drives the pad up to 1800 RPM for exceptional performance. This workhorse line of equipment is widely used by cleaning personnel and professional contractors in the educational, institutional, retail, and grocery industries.

Safety you can trust

- EPA & CARB Certified Low Emission Fuel System
- UL Listed Components

Easy to use

- Variable pad pressure with adjustable wheels

Highly productive

- Cover more ground with 34,000 ft²/hr productivity
- Advanced propane fuel systems with automotive grade catalytic mufflers



BDP 61/1800 LPG

BDP 69/1800 LPG

TECHNICAL SPECIFICATIONS

		BDP 61/1800 LPG	BDP 69/1800 LPG
Pad size	in	24	27
Pad speed	rpm	1,800	1,800
Operating noise level	dBA	87	87
Motor	hp	18 HP Kawasaki EPA and CARB certified	18 HP Kawasaki EPA and CARB certified
Ignition system		12V battery starter, 100V electric start	12V battery starter, 100V electric start
Weight	lbs	220	230
Dimensions (LxWxH)	in	51 x 26.25 x 41	53 x 29 x 41
Theoretical / practical productivity	sq. ft/hr	28,800	34,000

EQUIPMENT

Order No.	Description	List Price
1.022-324.0	BDP 61/1800 LPG, twenty four inch propane burnisher w/ 18 hp Kawasaki engine	\$8,356.70
1.022-325.0	BDP 69/1800 LPG, twenty seven inch propane burnisher w/ 18 hp Kawasaki engine	\$8,538.60

ACCESSORIES

Order No.	Description	List Price
<input type="checkbox"/> 8.633-143.0	Electronic clutch Factory installed	\$1,246.55
<input type="checkbox"/> 8.633-023.0	Kill switch Factory installed	\$74.90
<input checked="" type="checkbox"/> 8.633-064.0	Steel propane tank	\$761.84
<input type="checkbox"/> 8.672-198.0	Carbon Monoxide badge	\$11.77

■ Included □ Optional

BDP 50/2000 W



More shine for your money.

We didn't gloss over the details with our BDP 50/2000 W. This battery burnisher features everything you want including an on-board charger, variable speed control, dust control filter and automatic pad control adjustment. All of these great features come in a robust package with a focused lower total cost of ownership. Our pad control technology automatically adjusts the burnishing head to changing floor conditions, dramatically improving performance and life span of burnishing pads while producing consistent single-pass results. At only 67 dBA this quiet machine is well suited for daytime use. Shine your floors with the BDP 50/2000 W and get more value for your money.

Easy to use

- Simple user interface makes training quick and painless.

Excellent performance

- Breathe easier with the dust control filter system.



BDP 50/2000 W

TECHNICAL SPECIFICATIONS

Pad size	in	20
Pad speed	rpm	2,000
Operating noise level	dba	67
Motor	hp	2.5
Weight with batteries	lbs	620
Dimensions (LxWxH)	in	58 x 22 x 45
Practical productivity	sq. ft/hr	26,000
Wheel diameter	in	8

EQUIPMENT

Order No.	Description	List Price
1.002-044.0	BDP 50/2000 W w/ Wet 20-inch battery burnisher	\$13,845.80
1.002-043.0	BDP 50/2000 W w/ AGM 20-inch battery burnisher	\$15,065.60

ACCESSORIES

Order No.	Description	List Price
■ 8.640-658.0	Dust bags, paper (3)	\$28.25
■ 8.640-657.0	Dust bags, cloth	\$187.25
□ 8.640-636.0	Keys	\$26.64

■ Included □ Optional

PRESTO™ 3



Perfect for making spots disappear.

Make spots magically disappear with the Presto™ 3. When you need to quickly remove spots there is not a more convenient and easy to use option. Designed to be portable and lightweight, this machine features 1.16 hp motor and a 53 psi pump to clean deep down into the carpet. It also accommodates a variety of tools for any spot or fabric type.

Easy spot removal

- Convenient two gallon capacity and well-balanced design provide quick and easy cleaning of carpet spots/stains

Powerful results

- 1.16 hp vacuum motor and 55 psi pump provide more aggressive cleaning and drying power

User-friendly features

- Translucent recovery tank enables user to monitor recovery water level.

PRESTO™ 3

TECHNICAL SPECIFICATIONS

Solution/recovery capacity	gal	2/2
Operating noise level	dBa	N/A
Power cord length	ft	25
Vacuum	hp, stage	1.16, 2-stage
Water lift	in	85
Pump pressure	psi	53
Flow rate	gpm	0.14
Weight	lbs	18
Dimensions (L x W x H)	in	19 x 10 x 16.5

EQUIPMENT

Order No.	Description	List Price
9.840-068.0	Presto™ 3, two gallon mini extractor/spotter w/ standard hand tool	\$1,300.05
9.840-069.0	Presto™ 3 Deluxe, two gallon mini extractor/spotter w/ standard hand tool and Double Dry™ hand tool	\$1,819.00

ACCESSORIES

Order No.	Description	List Price
■ 8.621-879.0	Hand tool and hose assembly	\$230.05
□ 8.600-003.0	Presto™ cart	\$554.26
□ 8.622-203.0	Presto™ mini cart adapters: Presto™ 3 uses non-standard fittings and may require an adapter	\$262.15
□ 8.600-075.0	Adapter 1/8 to 1/4 quick-disconnect for accessory solution hose	\$94.70
□ 8.602-494.0	Adapter hose connects Presto™ 3 tools directly to other extractors	\$153.01
□ 8.600-076.0	Adapter hose connects Presto™ 3 tools to longer hose assemblies	\$129.47

■ Included □ Optional

See Extractor Accessories section on page 42 for available options

PUZZI™ 8/1 C



Handy and compact for easy spot cleaning.

The handy, compact and powerful Puzzi™ 8/1 C spray extraction cleaner is ideal for small areas and interim cleaning with excellent cleaning results.

Easy to use

- Foot switch makes it easy to turn on and off - no bending required.
- Transparent dome lid for easy-to verify operation.

Easy to transport

- Swivel casters for easy maneuvering.
- Lightweight - at less than 19 lbs., it can be carried up and down stairs without strain.

Smart features

- 8' high-pressure solution and vacuum hose
- Removable dirty water tank.

PUZZI™ 8/1 C

TECHNICAL SPECIFICATIONS

Solution/recovery capacity	gal	2.1/1.8
Operating noise level	dBA	71
Power cord length	ft	33
Vacuum	hp, stage	1.5 hp
Water lift	in	88
Pump pressure	psi	14.5 - 43.5
Flow rate	gpm	0.26
Air flow rate	cfm	150
Weight	lbs	18.9
Dimensions (L x W x H)	in	20.8 x 13 x 17.3

EQUIPMENT

Order No.	Description	List Price
1.100-244.0	Puzzi™ 8/1 C, with 98-inch spray hose with integrated water feed and hand tool	\$1,219.80

ACCESSORIES

Order No.	Description	List Price
■ 4.130-063.0	Upholstery nozzle included	\$88.81
■ 6.394-826.0	8ft hose complete with couplings included	\$235.40
□ 4.762-219.0	Hard surface adapter for upholstery nozzle (4.130-063.0)	\$97.37
□ 4.130-010.0	Crevice tool	\$108.07
□ 4.130-000.0	Handhold complete	\$210.79
□ 4.025-004.0	Suction tube	\$195.81
□ 4.130-008.0	Carpet nozzle flexible 240mm (used with 4.130-000.0 & 4.025-004.0)	\$287.83
□ 4.762-014.0	Hard surface adapter for carpet nozzle flexible 240mm (fits on end of the 4.130-008.0)	\$119.84
□ 6.394-375.0	13ft hose complete with couplings	\$357.38
□ 4.130-007.0	Carpet wand complete (4.025-004.0, 4.321-001.0, 4.130-008.0)	\$474.01

■ Included □ Optional

See Extractor Accessories section on page 42 for available options

PUZZI™ 10/1



Powerful, compact spray extraction.

When you need the just right solution for small areas and detail cleaning reach for these spray extractors. The compact nature of this machine makes it perfect for tight areas and smaller jobs since it fits easily in those spaces. Even though it is a small machine, it deep cleans with authority due to its 1.67 hp vac motor. Carpets also dry faster due to the superior design.

Smart design

- Adjustable handle on the floor tool enables a safer grip and ergonomic positioning of the operator.
- Easy two-switch operation

Compact for small areas

- Ideal for smaller spaces such as stairways or vehicles.
- Spray extraction for smaller areas and upholstery cleaning.

Spray extraction performance

- Carpets dry up to 63% faster than with other products.

PUZZI™ 10/1

TECHNICAL SPECIFICATIONS

Solution/recovery capacity	gal	2.6/2.3
Operating noise level	dBA	73
Power cord length	ft	25
Vacuum	hp, stage	1.5
Water lift	in	88
Pump pressure	psi	14.5
Flow rate	gpm	0.26
Weight	lbs	23
Dimensions (L x W x H)	in	26 x 13 x 17

EQUIPMENT

Order No.	Description	List Price
1.100-133.0	Puzzi™ 10/1 C, carpet extractor with 99-inch spray hose with integrated water feed and hand tool	\$1,754.80

ACCESSORIES

Order No.	Description	List Price
■ 6.391-410.0	8-foot hose, complete with couplings	\$98.98
■ 4.130-001.0	Upholstery Nozzle	\$131.61
□ 4.130-000.0	Handhold Complete	\$210.79
□ 4.130-007.0	Carpet Floor Wand Complete (240mm), must purchase 4.130-000.0 also	\$474.01
□ 4.762-014.0	Hard Surface Adapter for Floor Wand (240mm)	\$119.84

■ Included □ Optional

See Extractor Accessories section on page 42 for available options

BRC 30/15 C



Compact, fast and simple extraction.

Get acquainted with the faster, simpler solution for small area extraction. The BRC 30/15 C is designed to productively clean carpet with less effort, resulting in time-saving productivity gains. In interest of simplicity this machine requires minimal service. It is lightweight and compact for ease of use and transportability.

Compact deep cleaning solution

- High performance vacuum motor for faster drying time

Extraction is no sweat

- Quiet, lightweight, easy to use
- Designed for minimal service

Portable and mobile

- Large 10 inch non-marking wheels for easy transport and maneuverability
- Fold-down handle for easy transportation in any vehicle

BRC 30/15 C

TECHNICAL SPECIFICATIONS

Cleaning path/width	in	10.5
Solution/recovery capacity	gal	4.5/4
Operating noise level	dB(A)	77
Power cord length	ft	25
Vacuum	hp, stage	1.5, 3
Water lift	in	120
Pump pressure	psi	26
Flow rate	gpm	0.38
Weight	lbs	79
Dimensions (L x W x H)	in	23 x 14 x 28

EQUIPMENT

Order No.	Description	List Price
1.008-058.0	BRC 30/15 C, 4 gallon carpet extractor	\$3,252.80

ACCESSORIES

Order No.	Description	List Price
■ 8.621-604.0	Brush, chevron, 10-inch	\$155.15
■ 8.629-552.0	Brush, extractor, natural bristles	\$70.62
■ 8.631-030.0	Assembly, adapter (1/8"m x 1/4" fpt nipple)	\$157.29
□ 8.629-036.0	Hose and hand tool kit, bag Included	\$296.39
□ 8.600-075.0	Adapter 1/8 to 1/4 quick-disconnect for accessory solution hose	\$94.70

■ Included □ Optional

See Extractor Accessories section on page 42 for available options

ADMIRAL™ X BRC 40/34 C



The next generation of superior cleaning.

Built upon the innovative foundation and success of Kärcher's most popular extractors, the Admiral™ X BRC 40/34 C introduces the next generation in easy carpet extraction. This easy-to-use extractor is robust, ergonomic and features the Kärcher Easy Dial requiring minimal operator training.

Real world practicality

- Convenient fingertip controls for operator comfort
- Eco! Mode low moisture setting allows flexibility for interim cleaning in lieu of deep extraction

Easy-to-use

- Tool-free brush and vac shoe removal for easy maintenance
- Superior maneuverability and ergonomic design reduces operator fatigue

Feature Rich

- Our patented SmartSpeed™ feature ensures consistent cleaning results
- Clear vac shoe and recovery sight windows provide visual feedback to operator

ADMIRAL™ X BRC 40/34 C

TECHNICAL SPECIFICATIONS

Cleaning path/width	in	16
Solution/recovery capacity	gal	9/8
Practical productivity - restorative/interim	sq.ft/hr	2,450
Operating noise level - std/Eco! mode	dBA	68
Power cord length	ft	50
Vacuum	hp, stage	1.5, 3
Water lift	in	120
Pump pressure - restorative/interim	psi	90
Flow rate - restorative/interim	gpm	0.7/0.3
Weight	lbs	108
Dimensions (L x W x H)	in	33 x 19 x 42.5

EQUIPMENT

Order No.	Description	List Price
1.008-160.0	Admiral™ X BRC 40/34 C	\$5,269.75

ACCESSORIES

Order No.	Description	List Price
■ 8.623-411.0	Yellow power cord, 50 feet long	\$167.99

■ Included □ Optional

See Extractor Accessories section on page 42 for available options

ARMADA® BRC 40/22 C



Driving innovation forward.

It has never been easier and more enjoyable to clean your carpets! Designed to be the ultimate in maneuverability and productivity, the Armada® BRC 40/22 is driving innovation forward. Enjoy the superior ergonomics of extracting while walking forward! The extractor deck rotates to allow cleaning in any direction. This extractor provides anywhere from 30-60% productivity improvement in addition to reduced dry times. Our cleaning technology provides productive interim & deep extraction cleaning in one machine.

Walk-forward ergonomics

- The only self-contained walk behind extractor to allow for forward movement.

Real world practicality

- Our cleaning technology provides a 40% reduction in carpet dry times.

ARMADA® BRC 40/22 C

TECHNICAL SPECIFICATIONS

Cleaning path/width	in	16
Solution/recovery capacity	gal	6/5
Practical productivity - restorative/interim	sq.ft/hr	5,437/9,723
Operating noise level - std/Eco! mode	dBA	68/65
Power cord length	ft	50
Vacuum	hp, stage	1.5, 3
Water lift	in	120
Pump pressure - restorative/interim	psi	100/50
Flow rate - restorative/interim	gpm	0.65/0.1
Weight	lbs	100
Dimensions (L x W x H)	in	45 x 18 x 37

EQUIPMENT

Order No.	Item Description	List Price
1.008-060.0	Armada® BRC 40/22 C, 120 Volt	\$6,313.00

ACCESSORIES

Order No.	Item Description	List Price
■ 8.623-411.0	Yellow power cord, 50 feet long	\$167.99
■ 4.762-000.0	16-inch carpet brush	\$52.43
■ 8.640-946.0	In-line solution filter	\$64.20

■ Included □ Optional

See Extractor Accessories section on page 42 for available options

CLIPPER™ 12



Clean the dirtiest carpets with power and confidence.

It's easy to see why the Clipper™ 12 is the industry's most productive mid-sized carpet extractor. The ergonomic design and intuitive control panel make this a very user-friendly model. Its powerful vac motor and floating vac shoe ensure that your floors are restored to like-new condition.

Work smarter, not harder

- Convenient fingertip controls for operator comfort
- Recovery tank lifts off for easy dumping

Brighten your floors

- Powerfully cleans even the dirtiest of carpets
- Floating vac shoe follows the contour of the floor for better results



CLIPPER™ 12

TECHNICAL SPECIFICATIONS

Cleaning path/width	in	18
Solution/recovery capacity	gal	12/12
Practical productivity - restorative/interim	sq.ft/hr	3,200
Operating noise level	dBA	69
Power cord length	ft	50
Vacuum	hp. stage	1.5, 3
Water lift	in	120
Pump pressure	psi	90
Flow rate	gpm	0.57
Weight with batteries	lbs	105
Dimensions (L x W x H)	in	28 x 23 x 46

EQUIPMENT

Order No.	Description	List Price
1.008-025.0	Clipper™ 12, twelve gallon carpet extractor	\$6,393.25

ACCESSORIES

Order No.	Description	List Price
■ 8.600-115.0	Brush assembly	\$284.62
■ 8.623-411.0	Yellow power cord, 50 feet long	\$167.99

■ Included □ Optional

See Extractor Accessories section on page 42 for available options

ADMIRAL™ XL BRC 45/45 C



Extend superior cleaning for larger areas.

The biggest brother in our Admiral™ carpet extractor family. Built upon the success of its predecessors, the Admiral XL offers enhanced performance and efficiency. The intuitive controls and adjustable brush settings make operation a breeze. Experience deep extraction cleaning with superior productivity and reduced dry times. The Admiral™ XL BRC 45/45 C is the ultimate choice for tackling carpeted areas with ease.

Real world practicality

- 18" cleaning path for efficient and thorough cleaning
- Eco! Mode low moisture setting allows flexibility for interim cleaning in lieu of deep extraction

Easy-to-use

- Tool-free brush and vac shoe removal for easy maintenance
- Superior maneuverability and ergonomic design reduces operator fatigue

Feature Rich

- Patented SmartSpeed™ feature ensures consistent cleaning results
- Clear vac shoe and recovery sight windows provide visual feedback to operator

ADMIRAL™ XL BRC 45/45 C

TECHNICAL SPECIFICATIONS

Cleaning path/width	in	18
Solution/recovery capacity	gal	12/11
Practical productivity - restorative/interim	sq.ft/hr	3,200
Operating noise level - std/Eco! mode	dBA	68
Power cord length	ft	50
Vacuum	hp, stage	1.5, 3
Water lift	in	120
Pump pressure - restorative/interim	psi	90
Flow rate - restorative/interim	gpm	0.8/0.3
Weight	lbs	126
Dimensions (L x W x H)	in	33 x 22 x 45

EQUIPMENT

Order No.	Description	List Price
1.008-161.0	Admiral™ XL BRC 45/45 C	\$5,858.25

ACCESSORIES

Order No.	Description	List Price
■ 8.623-411.0	Yellow power cord, 50 feet long	\$167.99
■ Included □ Optional		

See Extractor Accessories section on page 42 for available options

ARMADA® BRC 45/38 W



The big brother when it comes to self propelled, walk-forward extraction.

Not only does the Armada® BRC 45/38 carpet extractor make cleaning carpets fun, it also improves productivity anywhere from 30-60% over a conventional extractor and reduces drying times. Our cleaning technology provides both productive interim and deep cleaning extraction from one machine. With a wider cleaning path, articulating head, and traction drive motor you can cover more ground in less time. Features include Eco! mode for daytime cleaning, a LED display for immediate operator feedback, as well as a cord management system.

Walk-forward ergonomics

- A self-contained walk behind extractor with a traction drive motor to allow for forward movement in all conditions
- Steerable extractor head rotates +/- 200° and provides excellent maneuverability in any direction

Simple controls and LCD displays

- Single dial to select mode of operation is intuitive and makes for easy training
- Check power, solution, brush motor and vacuum motor at a glance



ARMADA® BRC 45/38 W

TECHNICAL SPECIFICATIONS

Cleaning path/width	in	18
Solution/recovery capacity	gal	10
Practical productivity - restorative/interim	sq.ft/hr	6,116 / 10,938
Operating noise level - std/Eco! mode	dba	68
Power cord length	ft	50
Vacuum	hp, stage	1.5, 3
Water lift	in	120
Pump pressure - restorative/interim	psi	100 / 50
Flow rate - restorative/interim	gpm	0.8 / 0.15
Weight	lbs	125
Dimensions (L x W x H)	in	37.5 x 21.75 x 43

EQUIPMENT

Order No.	Item Description	List Price
1.008-061.0	Armada® BRC 45/38 W, 120 Volt	\$7,934.05

ACCESSORIES

Order No.	Item Description	List Price
■ 8.623-411.0	Yellow power cord, 50 feet long	\$167.99
■ 8.640-500.0	18-inch carpet brush	\$58.32
■ 8.640-946.0	In-line solution filter	\$64.20

■ Included □ Optional

See Extractor Accessories section on page 42 for available options

BRC 46/76 W



The most value per gallon.

The BRC 46/76 W has a low profile and compact design, allowing for exceptional maneuverability in small areas. The vacuum shoe provides superior solution recovery and fast dry times. This highly productive model cleans at 5,000 ft² so you can do more with less. Its unique vac shoe provides better recovery and faster dry times, allowing you to open your floors for traffic sooner.

Performance extraction value

- Cleans 5,000 ft² per hour.

Get more done in less time

- 20 gallon capacity reduces drains and refills.
- Self-propelled design for consistent operator productivity

Intuitive and user-friendly

- All-in-one controls and ergonomically designed handle simplify use and increase operator comfort



BRC 46/76 W

TECHNICAL SPECIFICATIONS

Cleaning path/width	in	18
Solution/recovery capacity	gal	20/20
Practical productivity - restorative/interim	sq.ft/hr	5,000
Operating noise level	dba	69
Power cord length	ft	75
Max operating speed	mph	1.15
Vacuum	hp. stage	1.0, 3
Water lift	in	117
Pump pressure	psi	100
Flow rate	gpm	1.0
Weight with batteries	lbs	217
Dimensions (L x W x H)	in	51 x 22 x 44

EQUIPMENT

Order No.	Description	List Price
1.008-605.0	BRC 46/76 W, twenty-gallon carpet extractor	\$12,754.40

ACCESSORIES

Order No.	Description	List Price
■ 8.600-112.0	Brush, 18 L X 4.5 OD	\$416.23
■ 8.600-458.0	Jet, Mini PROMAX 9504	\$44.94
□ 8.623-411.0	Yellow Power Cord, 50 feet long	\$167.99

■ Included □ Optional

See Extractor Accessories section on page 42 for available options

COMMODORE™ DUO



Innovation in interim and deep carpet extraction.

Several uses from one machine, the Commodore™ DUO is the pragmatic choice. With just the turn of a switch, easily change from extraction to interim cleaning. Make room for more storage by replacing two machines with one, or improve your cleaning process by adding productive interim cleaning to the mix. Interim cleaning extends the time between scheduled deep extractions and improves your carpets appearance. This machine operates at only 63 dBA which is perfect for daytime cleaning.

Several uses for one machine

- Extraction and interim cleaning in one machine

Functional design

- On-board accessory wand for detail work



COMMODORE™ DUO

TECHNICAL SPECIFICATIONS

Cleaning path/width	in	20
Solution/recovery capacity	gal	19/17
Practical productivity - restorative/interim	sq.ft/hr	6,000/13,200
Operating noise level	dBA	63/71
Max operating speed - restorative/interim	mph	0.63/1.25
Transport speed	mph	2.9
Vacuum	hp. stage	.75 HP, 3
Water lift	in	83.1
Pump pressure	psi	100
Flow rate - restorative/interim	gpm	1.05/0.25
Weight without batteries	lbs	340
Dimensions (L x W x H)	in	54 x 27 x 43

EQUIPMENT

Order No.	Description	List Price
1.008-002.0	Commodore™ DUO, 36 V/130 Ah wet batteries, 21A C50 automatic charger	\$16,670.60
1.008-003.0	Commodore™ DUO, 36 V/195 Ah batteries, 21A C50 automatic charger	\$18,393.30
1.008-004.0	Commodore™ DUO, 36 V/234 Ah AGM batteries, 21A dual mode automatic charger	\$20,255.10

COMMODORE™ DUO PRODUCTIVITY PACKS

Order No.	Description	List Price
1.008-658.0	Commodore™ DUO, Two 36V 3x12 234 Ah AGM batteries w/ 21A dual mode automatic charger	\$30,163.30

ACCESSORIES

Order No.	Description	List Price
<input type="checkbox"/> 8.622-840.0	12V/130 Ah wet batteries, 3 required	\$653.77
<input type="checkbox"/> 8.622-841.0	12V/205 Ah wet batteries, 3 required	\$1,057.16
<input type="checkbox"/> 8.628-341.0	12V/225 Ah wet batteries, 3 required	\$1,177.00
<input type="checkbox"/> 8.622-843.0	Battery pack 234 Ah AGM, 3 required	\$1,888.55
<input type="checkbox"/> 8.628-409.0	Charger 21A C175 automatic charger	\$1,514.05
<input type="checkbox"/> 8.601-286.0	21A C50 automatic charger	\$1,257.25
<input type="checkbox"/> 8.629-301.0	Charger 21A AGM automatic charger	\$1,385.65
<input checked="" type="checkbox"/> 8.623-068.0	Brush, extractor 20", 2 required	\$189.39

■ Included □ Optional

See Extractor Accessories section on page 42 for available options

PUZZI™ 30/4



Economical and easy extraction.

Clean out the dirt from your carpets, not the money out of your wallet with this economical box and wand extractor. Health of your patrons and employees is important, so we Included an integrated HEPA-level filter standard. The box and wand design allows for maximum portability so you can address messes and spills as soon as they happen.

Built for daytime use

- Only emits 66 dBA, so it will not disturb others

Easy to use

- Our patented flexi-wand adjusts the extraction nozzle to lay flat on the floor for maximum suction and operator comfort.
- On-board storage of accessories with Home Base system
- Easy to fill and empty the solution tanks

PUZZI™ 30/4

TECHNICAL SPECIFICATIONS

Cleaning path/width	in	14
Solution/recovery capacity	gal	8/4
Theoretical/practical productivity	sq.ft/hr	N/A
Operating noise level	dBa	66
Vacuum	hp	1.6
Water lift	in	102
Air flow rate	cfm	157
Pump pressure	psi	58
Flow rate	gpm	0.8
Heater	watts	N/A
Power cord length	ft	50
Weight	lbs	58
Dimensions (L x W x H)	in	23 x 18 x 37

EQUIPMENT

Order No.	Description	List Price
1.101-126.0	Puzzi™ 30/4, with 13 foot hose with integrated water feed and floor tool	\$4,317.45

ACCESSORIES

Order No.	Description	List Price
■ 6.394-375.0	Suction hose (13 ft)	\$357.38
■ 4.130-011.0	Flexible floor nozzle (13.75")	\$409.81
■ 5.035-488.0	Home Base kit (adapter and cable hook)	\$7.33
■ 4.130-000.0	Handle with sight glass	\$210.79
□ 4.130-009.0	Floor nozzle	\$225.77
□ 4.130-001.0	Upholstery tool	\$131.61
□ 4.130-010.0	Crevice nozzle	\$108.07
□ 4.762-017.0	Hard surface adapter	\$73.30
□ 4.130-007.0	Carpet wand complete	\$474.01

■ Included □ Optional

See Extractor Accessories section on page 42 for available options

PUZZI™ 50/35 C, PUZZI™ 50/14 E



Versatility in a portable extractor.

Take control of your dirty floors with this deep-cleaning portable extractor. The Puzzi™ 50/35 C and Puzzi™ 50/14 E provide deep cleaning power and versatility in easy to transport machines. It features a user-friendly design that makes training easy and also increases productivity.

Functional and powerful

- Adjustable 0-500 psi spray pressure provides versatility to clean delicate upholstery and the power to clean the dirtiest carpet
- Wide open accessibility to service components for easy maintenance and cleaning
- All controls are conveniently positioned in one easy-to-reach location.

PUZZI™ 50/35 C

PUZZI™ 50/14 E

TECHNICAL SPECIFICATIONS

		PUZZI™ 50/35 C	PUZZI™ 50/14 E
Cleaning path/width	in	N/A	N/A
Solution/recovery capacity	gal	13/11	13/11
Theoretical/practical productivity	sq.ft/hr	N/A	N/A
Operating noise level	dBa	73	73
Vacuum	hp, stage	1 Stage	2 Stage
Water lift	in	74	107
Air flow rate	cfm	73	111
Pump pressure	psi	500	200
Flow rate	gpm	0.87	0.87
Heater	watts	N/A	1850
Power cord length	ft	40	40
Weight	lbs	115	134
Dimensions (L x W x H)	in	31 x 22 x 43	31 x 22 x 43

EQUIPMENT

Order No.	Description	List Price
1.006-672.0	Puzzi™ 50/35 C, thirteen-gallon spray carpet extractor (Note: hose & wand must be ordered separately)	\$5,307.20
1.006-673.0	Puzzi™ 50/14 E, thirteen-gallon spray carpet extractor with 1850 W heater (Note: hose & wand must be ordered separately)	\$5,307.20

ACCESSORIES

Order No.	Description	List Price
<input type="checkbox"/> 8.632-900.0	AquaFoil™ Wand	\$972.63
<input type="checkbox"/> 8.632-885.0	Hose rack	\$182.97
<input type="checkbox"/> 8.644-837.0	Deluxe hose and wand kit 500 psi AquaFoil™ Wand, 25' hose set and bag	\$1,396.35
<input type="checkbox"/> 8.644-838.0	Complete hose and wand kit 500 psi Pro Wand, 25' hose set and bag	\$1,182.35
<input type="checkbox"/> 8.626-074.0	Vacuum hose set 500 psi, 16.5 foot	\$258.94
<input type="checkbox"/> 8.624-189.0	Vacuum hose set 500 psi, 25 foot	\$462.24
<input type="checkbox"/> 8.600-060.0	Deluxe professional wand with high temp hose, 500 psi	\$836.74
<input type="checkbox"/> 8.628-466.0	Auto detail kit 25' vacuum/solution hoses, 500 psi carpet/upholstery tool kit and 500 psi crevice tool	\$1,010.08
<input type="checkbox"/> 8.628-464.0	Auto detail tool 500 psi	\$281.41
<input type="checkbox"/> 8.628-465.0	Detailing crevice tool	\$235.40

■ Included □ Optional

See Extractor Accessories section on page 42 for available options

PUZZI™ 64/35 E



Productive cleanliness.

The Puzzi™ 64/35 E has a larger capacity solution and recovery tank to accomplish more. They provide deep cleaning power and versatility in easy to transport machine. They feature a user-friendly design that makes training easy and also increases productivity.

Functional and powerful

- Adjustable 0-500 psi spray pressure provides versatility to clean delicate upholstery and the power to clean the dirtiest carpet

User-friendly

- Wide open accessibility to service components for easy maintenance and cleaning
- All controls are conveniently positioned in one easy-to-reach location.

PUZZI™ 64/35 E

TECHNICAL SPECIFICATIONS

Cleaning path/width	in	N/A
Solution/recovery capacity	gal	17/14
Theoretical/practical productivity	sq.ft/hr	N/A
Operating noise level	dBA	N/A
Vacuum	hp, stage	2 Stage
Water lift	in	107/74
Air flow rate	cfm	73/111
Pump pressure	psi	500, 150
Flow rate	gpm	0.55
Heater	watts	1850
Power cord length	ft	40
Weight	lbs	120-139
Dimensions (L x W x H)	in	33 x 23 x 43

EQUIPMENT

Order No.	Description	List Price
1.006-674.0	Puzzi™ 64/35 E, seventeen-gallon with 1850 W heater (Note: hose & wand must be ordered separately)	\$6,724.95

ACCESSORIES

Order No.	Description	List Price
<input type="checkbox"/> 8.632-900.0	AquaFoil™ Wand	\$972.63
<input type="checkbox"/> 8.632-885.0	Hose rack	\$182.97
<input type="checkbox"/> 8.644-837.0	Deluxe hose and wand kit 500 psi AquaFoil™ Wand, 25' hose set and bag	\$1,396.35
<input type="checkbox"/> 8.644-838.0	Complete hose and wand kit 500 psi Pro Wand, 25' hose set and bag	\$1,182.35
<input type="checkbox"/> 8.626-074.0	Vacuum hose set 500 psi, 16.5 foot	\$258.94
<input type="checkbox"/> 8.624-189.0	Vacuum hose set 500 psi, 25 foot	\$462.24
<input type="checkbox"/> 8.600-060.0	Deluxe professional wand with high temp hose, 500 psi	\$836.74
<input type="checkbox"/> 8.628-466.0	Auto detail kit 25' vacuum/solution hoses, 500 psi carpet/upholstery tool kit and 500 psi crevice tool	\$1,010.08
<input type="checkbox"/> 8.628-464.0	Auto detail tool 500 psi	\$281.41
<input type="checkbox"/> 8.628-465.0	Detailing crevice tool	\$235.40

■ Included □ Optional

See Extractor Accessories section on page 42 for available options

EXTRACTOR ACCESSORIES



Accessories for your extractors.

To get the most out of your tough extracting jobs, utilize one or more accessories to improve carpet appearance. From heating equipment to deluxe wands, we have what you are looking for. From the double dry carpet and upholstery hand tool that cleans deeper and dries faster, to the deluxe, standard and spotting wands that can be used with any Kärcher extractor, we have the right tool for any job.

Be more effective

- The right accessory for the job can significantly improve effectiveness and productivity

Save your back

- Choosing the proper accessory can dramatically improve operator ergonomics.

ACCESSORIES

Order No.	Description	List Price	BRC 30/15*	Admiral™ x	Armada® BRC 40/22 C	Clipper™ 12& Admiral™ xL	Armada® BRC 45/38 W	BRC 46/76 W	Commodore™ DUO	Charliot™ 3 IExtract DUO	Puzzi™ 50/14 E & 50/35 C	Puzzi™ 64/35 E (500 psi)
8.600-415.0	Hose assembly 16', 250 PSI	\$395.90										■ ■
8.604-106.0	Pro spray powered sprayer	\$1,219.80	■	■	■	■	■	■	■	■	■	■ ■
8.600-060.0	Deluxe professional wand with high temp hose, 500 psi	\$836.74										■ ■
8.600-061.0	Standard wand	\$707.27	■	■	■	■	■	■	■	■		
8.600-005.0	Spotting wand	\$441.91	■	■	■	■	■	■	■	■		
8.644-835.0	Spotting wand kit (includes 12 foot vacuum/solution hose, carrying bag)	\$676.24	■	■	■	■	■	■	■	■		
8.600-000.0	Double dry hand tool	\$820.69	■									
9.840-617.0	Double dry hand tool kit (includes 12 foot vacuum/solution hose, carrying bag)	\$1,057.16	■									
8.600-002.0	Hand tool combines solution spray with 3.5 inch vacuum head, up to 250 psi	\$358.45	■									
8.600-001.0	Deluxe hand tool kit (includes 12-foot vacuum/solution hose, carrying bag)	\$623.81	■	■	■	■	■	■	■	■		
8.604-119.0	Fast-action spray wand with 25 foot solution hose	\$411.95						■	■	■		
8.600-246.0	1.5-inch vac hose coupler, required for accessory tool use	\$57.78							■			
8.626-069.0	Fill hose with faucet adapter	\$129.47	■	■	■	■	■					
8.600-175.0	Hose carrying case-nylon mesh	\$58.32	■	■	■	■	■	■	■	■	■	■
8.600-414.0	Hose assembly 12 foot x 1.5 inches vac x 250 psi solution hoses	\$373.43		■	■	■	■	■	■	■	■	■
8.600-415.0	Hose assembly 16 foot x 1.5 inches vac x 250 psi solution hoses	\$395.90						■	■	■	■	■
8.628-416.0	Hose assembly 25 foot x 1.5 inches vac x 250 psi solution hoses	\$523.23						■	■	■	■	■
8.632-900.0	AquaFoil wand	\$972.63						■	■	■	■	■
8.626-074.0	Vacuum hose set 500 psi, 16.5 foot	\$258.94										■ ■
8.624-189.0	Vacuum hose set 500 psi, 25 foot	\$462.24										■ ■
8.644-837.0	Deluxe hose and wand kit 500 psi, AquaFoil wand, 25 foot hose set and bag	\$1,396.35										■ ■
8.644-838.0	Complete hose and wand kit 500 psi, Pro Wand, 25 foot hose set and bag	\$1,182.35										■ ■

* Solution adapter (8.600-075.0) required for BRC 30/15 when using hand tools or wands.

BDS 43/175 C, BDS 51/175 C



Strong, solid and robust operation.

The BDS 43/175 C , BDS 51/175 C floor machines are high quality, durable units that offer power and versatility for scrubbing and stripping. They feature an adjustable handle to accommodate various user heights and five inch non-marking wheels to allow easy transportation. These machines are available in single-speed or dual-speed.

Floor Machine Built for Durability and Reliability

- Robust motor for everyday reliability
- Separate start and run capacitors for durability
- Cord strain relief to keep cord from breaking or tearing
- Strong and solid handle housing for trouble free operation



	BDS 43/175 C		BDS 51/175 C	
TECHNICAL SPECIFICATIONS				
Pad size	in	17		20
Pad speed	rpm	175		175
Theoretical/practical productivity	sq.ft/hr	1,923		2,222
Operating noise level	dBa	63		63
Voltage	V	115		115
Motor	hp	1.5		1.5
Wheel diameter	in	5 x 1.25		5 x 1.25
Power cord length	ft	50		50
Weight	lbs	114		118
Dimensions (L x W x H)	in	23 x 18 x 47		24.5 x 21 x 47

EQUIPMENT

Order No.	Description	List Price
1.009-102.0	BDS 43/175 C, seventeen-inch	\$1,947.40
1.009-103.0	BDS 51/175 C, twenty-inch	\$1,995.55

ACCESSORIES

Order No.	Description	List Price
■ 8.600-012.0	Pad driver, 17-inch with clutch plate (BDS 43/175)	\$228.98
■ 8.628-430.0	Pad driver, 20-inch with clutch plate (BDS 51/175)	\$261.08
■ 8.628-429.0	Pad driver, 20-inch for dual speed machine (BDS 51/175-300)	\$530.72
□ 8.600-062.0	Solution tank 4 gallon (Compatible with 1.009-096.0, 1.009-095.0 & 1.009-097.0 models)	\$493.27
□ 8.645-238.0	Solution tank 4 gallon (Compatible with 1.009-102.0 & 1.009-103.0 models)	\$597.06
□ 8.600-507.0	Center lock	\$41.73
□ 8.628-371.0	17-inch aggressive grit brush with clutch plate	\$327.42
□ 8.600-013.0	17-inch mild grit brush with clutch plate	\$327.42
□ 8.600-014.0	17-inch nylon polish brush with clutch plate	\$179.76
□ 8.628-380.0	17-inch nylon scrub brush with clutch plate	\$202.23
□ 8.600-011.0	17-inch polypropylene brush with clutch plate	\$149.80
□ 8.625-258.0	17-inch sanding disc	\$683.73
□ 8.628-369.0	20-inch aggressive grit brush with clutch plate	\$523.23
□ 8.628-378.0	20-inch mild grit brush with clutch plate	\$523.23
□ 8.628-379.0	20-inch nylon polish brush with clutch plate	\$254.66
□ 8.628-377.0	20-inch nylon scrub brush with clutch plate	\$254.66
□ 8.628-370.0	20-inch polypropylene brush with clutch plate	\$171.20
□ 8.625-259.0	20-inch sanding disc	\$729.74

■ Included □ Optional

BDS 43/ORBITAL C



Discover the next level of versatility and power.

The BDS 43/Orbital C with ORB Technology can do it all, better, and with more power. Our ORB Technology is what makes the difference. By providing true dual-motion orbital mechanics we eliminate the harsh vibrations of the competition while giving you superior performance. Our pad lies flat on the floor resulting in better productivity, more even pad wear and improved results. In addition, the machine is equipped with spray nozzles which distribute the required amount of cleaning solution to the area being cleaned.

The perfect solution for many applications.

- Minimum Effort, Maximum Comfort
- High Performance, Low Chemical Consumption
- One Machine For Multiple Applications



BDS 43/ORBITAL C

TECHNICAL SPECIFICATIONS

Pad size	in	17
Pad speed	rpm	1725/80
Productivity (carpet/stripping/stone)	sq.ft/hr	7,000/6,000/120
Operating noise level	dba	62
Motor	hp/V/Hz	1/110/60
Wheel diameter	in	n/a
Power cord length	ft	40
Weight	lbs	117
Dimensions (L x W x H)	in	27x18x50

EQUIPMENT

Order No.	Description	List Price
1.291-254.0	BDS 43/Orbital C	\$3,932.25

ACCESSORIES

Order No.	Description	List Price
<input type="checkbox"/> 8.637-464.0	Carpet cleaning pad (10 pack)	\$568.17
<input type="checkbox"/> 8.637-466.0	Carpet encapsulation scrub pad (5 pack)	\$107.00
<input type="checkbox"/> 8.637-467.0	Chemical-free stripping pad (10 pack)	\$254.66
<input type="checkbox"/> 8.638-625.0	Melamine Pads (5-pack)	\$335.98
<input type="checkbox"/> 8.640-045.0	Complete stone restoration kit (steps 1-6)	\$723.32
<input type="checkbox"/> 8.640-047.0	Stone pad, step 1	\$155.15
<input type="checkbox"/> 8.640-048.0	Stone Pad, step 2	\$155.15
<input type="checkbox"/> 8.640-049.0	Stone Pad, step 3	\$155.15
<input type="checkbox"/> 8.640-050.0	Stone Pad, step 4	\$155.15
<input type="checkbox"/> 8.640-051.0	Stone Pad, step 5	\$155.15
<input type="checkbox"/> 6.370-268.0	Orbital Brush	\$233.26

■ Included □ Optional

ICAPSOL™ BRS 43/500



Quick to clean, quick to dry.

The iCapsol™ BRS 43/500 is the productive solution for carpet cleaning. The iCapsol™ interim carpet cleaning process cleans carpets faster, improves the appearance and keeps the carpet cleaner longer. Our iCapsol™ Encapsulating Interim Cleaning chemical breaks down and then surrounds the soil and other detergent residue from previous cleaning. It dries into a hard, non-sticky crystal, encasing the soil, in about 20 minutes, which can easily be removed by vacuuming.

Encapsulation technology

- iCapsol™ technology encapsulates the soil in micro crystals that is easily vacuumed when carpet is dry in 20 minutes
- Unique brush system features two counter-rotating brushes to effectively clean and agitate both sides of the carpet nap.



ICAPSOL™ BRS 43/500

TECHNICAL SPECIFICATIONS

Cleaning width	in	17
Brushes (cylindrical, 2 each)	in	16
Motor	hp	0.5
Brush speed	rpm	470
Operating noise level	dBA	66
Power cord	ft	40
Weight	lbs	48 - 55
Dimensions (L x W x H)	in	15.25 x 18 x 45.5

EQUIPMENT

Order No.	Description	List Price
1.006-713.0	iCapsol™ BRS 43/500, seventeen-inch, encapsulating interim carpet cleaner (Spray tank not Included)	\$3,124.40
1.006-714.0	iCapsol™ BRS 43/500 Deluxe, seventeen-inch, encapsulating interim carpet cleaner w/ built-in spray tank	\$4,092.75

ACCESSORIES

Order No.	Description	List Price
<input type="checkbox"/> 8.621-485.0	Replacement brush (two required)	\$231.12
<input type="checkbox"/> 8.628-441.0	2-Gallon Pump Sprayer with Wand	\$126.00
<input type="checkbox"/> 8.629-774.0	Wool carpet brush (2 required)	\$405.53
<input type="checkbox"/> 8.622-530.0	Solution tank 2 gallon	\$141.24
<input type="checkbox"/> 8.601-255.0	Jet size 11001, 0.24 Gpm at 50 psi, encapsulation	\$20.97
<input type="checkbox"/> 8.622-497.0	Strap for spray tank	\$42.59

DETERGENTS

Order No.	Description	List Price
<input type="checkbox"/> 8.760-134.0	Karcher Red Carpet iCapsol™ OA™ encapsulating chemical 4 x 1 gallon case	\$125.00
<input type="checkbox"/> 8.760-135.0	Karcher Red Carpet iCapsol™ OA™ encapsulating chemical 4 x 1 gallon case	\$200.00
<input type="checkbox"/> 8.760-136.0	Karcher Red Carpet iCapsol™ OA™ encapsulating chemical 12 x 1 pints case	\$230.00
<input type="checkbox"/> 8.695-226.0	iCapsol™ encapsulating chemical 4 x 1 gallon case	\$190.00
<input type="checkbox"/> 8.695-469.0	iCapsol™ encapsulating chemical 12 x 1 pints case	\$133.00
<input type="checkbox"/> 8.695-227.0	iCapsol™ encapsulator/protector 4 x 1 gallon case	\$202.00
<input type="checkbox"/> 8.695-470.0	iCapsol™ encapsulator/protector 12 x 1 pints case	\$140.00
<input type="checkbox"/> 8.695-643.0	iCapsol™ encapsulator/protector 5 gallon pail	\$245.00

■ Included □ Optional

BR 30/4 C



Compact scrubbing anywhere.

Ditch the mop with the more productive and more hygienic BR 30/4 C compact scrubber. This machine will provide you with clean and dry floors and it is easier to use than a mop. It is as easy to use as an upright vacuum which makes it perfect for any professional setting.

The alternative to mopping

- Floors are brush-cleaned and left dry, allowing you to quickly and safely return the area to service
- Dirt and contaminants are captured and removed from the floor without worker contact
- Built to handle the rigors of daily use

Easy to use

- Lightweight at just 24 lbs
- Easy to fill and empty



BR 30/4 C

TECHNICAL SPECIFICATIONS

Cleaning path/width	in	12
Brush type	cylindrical/disc/pad	cylindrical
Brush quantity	units	1
Brush diameter	in	2.4
Suction bar (squeegee) width	in	12
Drive	pad-assist/traction	brush-assist
Solution/recovery capacity	gal	1/1
Theoretical/practical productivity	sq. ft/hr	2,152/1,400
Operating noise level	dBA	71
Power cord length	ft	33
Brush contact pressure	lbs	32
Brush speed	rpm	1450
Vac motor rating	watts	820
Vac motor suction	cfm	51
Waterlift	in of water	56
Weight with batteries	lbs	24
Dimensions (LxWxH)	in	15.4 x 13 x 46.5

EQUIPMENT

Order No.	Description	List Price
1.783-221.0	BR 30/4 C, 1-gallon, 12-inch compact scrubber with recovery	\$2,824.80

ACCESSORIES

Order No.	Description	List Price
■ 4.762-005.0	Cylindrical Brush, Red	\$96.84
■ 4.777-008.0	Suction bar complete, silicon (2 required)	\$101.12
□ 4.762-484.0	Cylindrical Brush, Orange	\$149.80
□ 4.762-452.0	Cylindrical Brush, White	\$149.80
□ 4.762-453.0	Cylindrical microfiber pad, for daily cleaning of delicate surfaces including LVT and stone tile	\$203.30
□ 9.840-766.0	Standard Replacement Kit (Includes 1 red brush, 2 squeegee cartridges)	\$288.90
□ 6.649-600.0	Power Cable 10m	\$257.87
□ 4.762-499.0	Cylindrical Brush, Blue, for Carpet Cleaning	\$121.98
□ 5.033-275.0	Suction bar, carpet cleaning (2 required for Carpet Cleaning)	\$41.84
□ 4.777-324.0	Suction bar, complete, oil resistant, 300, (2 required)	\$187.25

■ Included □ Optional

BR 35/12 C BP



The race is always won in the corners.

Thanks to our innovative steerable scrub deck, the BR 35/12 C Bp can clean up to the wall at a 90° angle. It can also clean in reverse, or in any direction. The height-adjustable, telescoping steering column allows optimal ergonomics for any operator. The folding steering column also makes it easy to secure for transport.

Steer your way to cleaner floors

- Our innovative steerable scrub deck allows for scrubbing in any direction, and provides perfect scrubbing right up to the edge.
- The telescoping handle adjusts to any operator's height
- Brush height is adjustable for multiple floor types
- Kärcher's unique ecoefficiency mode features increases operating time by 50%, and reduces noise by 40%.



BR 35/12 C BP

TECHNICAL SPECIFICATIONS

Cleaning path/width	in	14
Brush type	cylindrical/disc/pad	cylindrical
Brush quantity	units	1
Brush diameter	in	3.8
Suction bar (squeegee) width	in	18
Drive	pad-assist/traction	brush-assist
Solution/recovery capacity	gal	3/3
Theoretical/practical productivity	sq. ft/hr	11,000/6,600
Operating noise level - std/Eco! mode	dBA	66/62
Battery charger	shelf/on-board	on-board
Battery runtime - std/Eco! mode	min	66/90
Battery charging time	hrs	1-3
Battery lifetime-est charging cycles	x thousands	3
Brush contact pressure	lbs	29
Brush speed	rpm	700-1,050
Vac motor rating	watts	280
Vac motor suction	cfm	42
Waterlift	in of water	32
Weight with batteries	lbs	77
Dimensions (LxWxH)	in	39 x 18 x 51

EQUIPMENT

Order No.	Description	List Price
1.783-470.0	BR 35/12 C Bp, 14-inch scrubber with cylindrical brushes	\$7,607.70

ACCESSORIES

Order No.	Description	List Price
■ 6.654-294.0	Lithium-ion battery, 21 Ah	\$2,498.45
■ 4.037-035.0	Squeegee blade set, standard, oil-resistant, polyurethane	\$70.09
■ 4.037-031.0	Cylindrical Brush, red, medium	\$147.66
□ 4.037-036.0	Cylindrical Brush, white, soft	\$193.67
□ 4.037-037.0	Cylindrical Brush, orange, high/low	\$231.12
□ 4.037-038.0	Cylindrical Brush, green, hard	\$374.50
□ 4.037-039.0	Cylindrical Brush, black, very hard	\$477.22
□ 4.762-009.0	Cylindrical Pad cylindrical shaft	\$433.35
□ 6.369-053.0	Cylindrical Pads on sleeve, yellow, soft	\$149.80
□ 6.369-047.0	Cylindrical Pads on sleeve, red, medium	\$147.66
□ 6.369-052.0	Cylindrical Pads on sleeve, green, hard	\$147.66
□ 4.037-040.0	Cylindrical microfiber pad, for daily cleaning of delicate surfaces including LVT and stone tile	\$197.95
□ 4.037-127.0	Squeegee blade set, optional, Linatex	\$55.64

■ Included □ Optional

BD 35/15 C BP CLASSIC



Simplicity that shines.

The extraordinary versatile BD 35/15 C Bp Classic floor scrubber cleans narrow and crowded spaces with ease. Outstanding maneuverability and compactness make cleaning easy. An on-board battery charger ensures convenient recharge no matter where you are.

Compact with performance

- Simple operation
- Small footprint makes for easy storage
- Large wheels allow maneuverability

Optimum suction

- The squeegee reliably absorbs water in tight corners
- Dries the floor immediately



BD 35/15 C BP

TECHNICAL SPECIFICATIONS

Cleaning path	in	14
Suction bar (squeegee) width	in	18.5
Theoretical/practical productivity	ft ² /hr	15,000 / 7,534
Brush speed (normal/boost)	rpm	180
Roller pressure	g/cm ²	25
Solution capacity	gal	4
Recovery capacity	gal	4
Operating noise level	dBA	65
Weight	lbs	121
Dimensions (L x W x H)	in	40 x 19 x 41

EQUIPMENT

Order No.	Item Description	List Price
9.800-917.0	BD 35/15 C Bp Classic Scrubber	\$3,638.00

ACCESSORIES

Order No.	Item Description	List Price
■ 4.905-034.0	Disc brush red 14-inch	\$126.26
■ 6.654-521.0	12v/30Ah battery (2 required)	\$428.00
■ 8.645-892.0	Power cord, 8-feet	\$63.13
□ 4.762-696.0	Pad driver, 14-inch	\$258.94
□ 4.037-130.0	Squeegee blades Linatex	\$78.65
□ 4.037-118.0	Squeegee blades oil resistant	\$127.33
□ 6.369-003.0	Disc-pad 14-inch, red	\$106.47
□ 6.369-002.0	Disc-pad 14-inch, green	\$106.47
□ 6.369-001.0	Disc-pad 356mm, black	\$106.47
□ 6.371-250.0	Diamond-pad 356mm, white	\$867.77
□ 6.371-251.0	Diamond-pad 356mm, yellow	\$1,080.70
□ 6.371-235.0	Diamond-pad 356mm, green	\$1,031.48

■ Included □ Optional

BR 40/10 C ADV



The easy-to-use, powerful compact scrubber.

Compact, yet powerful, the BR 40/10 C Adv is the right scrubber for small to medium-sized jobs. Adjustable cleaning pressure and multiple brush options are available for flexibility to clean any type of hard floor. The large clean and dirty water tanks allow for longer run times to maximize productivity.

Increased Cleaning Performance

- Compact design provides powerful scrubbing in congested areas
- Two squeegees for pick-up in forward or reverse
- Large 2.5 gallon tanks for longer run time
- No tool brush and squeegee removal for easy maintenance



BR 40/10 C ADV

TECHNICAL SPECIFICATIONS

Cleaning path/width	in	16
Brush type	cylindrical/disc/pad	cylindrical
Brush quantity	units	2
Brush diameter	in	3.7
Suction bar (squeegee) width	in	17
Drive	pad-assist/traction	brush-assist
Solution/recovery capacity	gal	2.5/2.5
Theoretical/practical productivity	sq. ft/hr	4,305/2,585
Operating noise level	dBA	71
Power cord length	ft	50
Brush contact pressure	lbs	88
Brush speed	rpm	660
Drive /vac motor rating	watts	500
Vac motor suction	cfm	42
Waterlift	in of water	40
Weight with batteries	lbs	66
Dimensions (LxWxH)	in	20.5 x 18.5 x 15

EQUIPMENT

Order No.	Description	List Price
1.783-312.0	BR 40/10 C Adv, sixteen inch scrubber with cylindrical brushes	\$5,858.25

ACCESSORIES

Order No.	Description	List Price
■ 8.632.315.0	Yellow power cord, 10/3 SJT x 50 feet long	\$262.15
■ 4.762-003.0	Cylindrical brush, red (2 required)	\$164.78
■ 4.777-097.0	Squeegee assembly	\$105.40
□ 8.635-691.0	16-inch, chemical-free cylindrical pad (2 required)	\$116.63
□ 4.762-254.0	Cylindrical brush, carpet brush for loop-pile carpets (2 required)	\$269.64
□ 4.777-417.0	Squeegee assembly for carpet cleaning (2 required for using carpet cleaning brush, designed for optimum suction on soft floors)	\$301.74
□ 4.762-250.0	Cylindrical brush, White (2 required)	\$217.21
□ 4.762-251.0	Cylindrical brush, Orange (2 required)	\$240.75
□ 4.762-252.0	Cylindrical brush, Green (2 required)	\$395.90
□ 4.762-481.0	Cylindrical brush, Black (2 required)	\$507.18
□ 4.777-098.0	Oil resistant squeegee tool (2 required)	\$106.47
□ 4.762-228.0	Cylindrical pad shaft (2 required for microfiber pads)	\$470.80
□ 6.369-724.0	Cylindrical pad, yellow, complete (2 required)	\$238.61
□ 6.369-726.0	Cylindrical pad, red, complete (2 required)	\$240.75
□ 6.369-725.0	Cylindrical pad, green, complete (2 required)	\$240.75
□ 6.369-727.0	Cylindrical pad, white, complete (2 required)	\$238.61
□ 4.114-004.0	Cylindrical microfiber pad, for daily cleaning of delicate surfaces including LVT and stone tile (2 required)	\$258.94

■ Included □ Optional



BD 43/25 C BP



Quality is within your reach.

This is the 17 inch scrubber for value and productivity. Its compact size allows for easy operation in tight areas. The BD 43/25 C Bp features a streamlined design that is easy to service; every aspect of the design has been streamlined for ultimate quality at a price that will not break the bank.

Affordable quality and easy training

- Excellent scrubbing performance for the price
- Simple, easy-to-use Easy!Dial
- Color coded controls let the operator know what is important

Thoughtful design

- Fresh water level indicator
- Home Base system for easy transportation of extra items



BD 43/25 C BP

TECHNICAL SPECIFICATIONS

Cleaning path/width	in	17
Brush type	cylindrical/disc/pad	pad
Brush quantity	units	1
Brush diameter	in	17
Suction bar (squeegee) width	in	33
Drive	pad-assist/traction	pad-assist
Solution/recovery capacity	gal	6.6/6.6
Theoretical/practical productivity	sq. ft/hr	17,200/11,180
Operating noise level	dBA	66
Battery charger	shelf/on board	shelf
Brush contact pressure	lbs	59-62
Brush speed	rpm	180
Vac motor rating	watts	500
Vac motor suction	cfm	51
Waterlift	in of water	48
Weight with batteries	lbs	240
Dimensions (LxWxH)	in	45 x 20 x 41

EQUIPMENT

Order No.	Item Description	List Price
9.841-418.0	BD 43/25 C Bp, pad driver with wet batteries	\$6,741.00
9.841-419.0	BD 43/25 C Bp, pad driver with AGM batteries	\$7,452.55

ACCESSORIES

Order No.	Item Description	List Price
■ 5.035-488.0	Home Base kit (adapter and cable hook)	\$7.33
■ 4.762-533.0	Pad driver	\$322.07
□ 4.905-022.0	Red disc brush, 17-inch	\$350.96
□ 4.777-416.0	Curved squeegee, 33.5-inch, w/o caster, rubber	\$1,112.80
□ 4.777-401.0	Squeegee, 33.5-inch, straight, made of oil-resistant transparent polyurethane, for smooth floors	\$749.00
■ 4.777-411.0	Curved squeegee, 33.5 inches, with caster, polyurethane	\$1,134.20

■ Included □ Optional

See Cleaning Heads & Brushes section starting on page 76 for available options

Effective January 1, 2025. Prices, specifications and product descriptions subject to change without notice.

BR 45/22 C BP



Steerable scrubbing has grown up.

The big brother to our popular BR 35/12, our BR 45/22 brings even more productivity to our innovative steerable scrubber design. This machine has a larger tank and an 18 inch cleaning path that equates to a 30% improvement in productivity over the BR 35/12. It is easy to transport and handle, and features a long-lasting lithium-ion battery.

Innovative, steerable scrub deck

- Steerable scrub deck allows for best in class maneuverability
- Easy to operate and easy to move from job to job
- Lithium-ion battery provides long run times

Thoughtfully designed

- Ecoefficiency mode saves resources, extend the running time and makes the machine quieter
- Easy operation due to color coded controls
- Dirty water drain hose for easy dumping



BR 45/22 C BP

TECHNICAL SPECIFICATIONS

Cleaning path/width	in	18
Brush type	cylindrical/disc/pad	cylindrical
Brush quantity	units	1
Brush diameter	in	3.75
Suction bar (squeegee) width	in	20
Drive	pad-assist/traction	brush-assist
Solution/recovery capacity	gal	6/6
Theoretical/practical productivity	sq. ft/hr	18,210/11,835
Operating noise level - std/Eco! mode	dba	66/62
Battery charger	shelf/on-board	on-board
Battery run time - std/Eco! mode	min	90/120
Brush contact pressure	lbs	38
Brush speed	rpm	750/1050
Vac motor rating	watts	280
Vac motor suction	cfm	42
Waterlift	in of water	32
Weight with batteries	lbs	121
Dimensions (LxWxH)	in	36 x 22 x 44

EQUIPMENT

Order No.	Item Description	List Price
1.783-461.0	BR 45/22 C Bp, cylindrical scrub deck, lithium-ion batteries, on-board charger	\$9,667.45

ACCESSORIES

Order No.	Item Description	List Price
■ 6.654-491.0	Lithium-ion battery, 21 Ah (2 required)	\$1,444.50
■ 4.762-392.0	Cylindrical red brush, medium stiff bristles for all-around cleaning on smooth and textured floors	\$179.76
■ 4.037-097.0	Squeegee blade set	\$111.28
□ 4.762-408.0	Cylindrical black brush, extremely stiff bristles for stubborn dirt on rugged floors	\$530.72
□ 4.762-407.0	Cylindrical green brush, stiff bristles for aggressive cleaning on irregular surface floors	\$523.23
□ 4.762-406.0	Cylindrical orange brush, high-low bristles for cleaning all grouted surface floors	\$289.97
□ 4.762-405.0	Cylindrical white brush, soft bristles for gentle cleaning on all-surface floors	\$269.64
□ 4.037-093.0	Cylindrical microfiber pad, for daily cleaning of delicate surfaces including LVT and stone tile	\$270.71
□ 4.762-416.0	Cylindrical pad shaft (required for use of 4.037-093.0, cylindrical microfiber pad)	\$656.98
□ 6.600-210.0	Keys	\$5.35

■ Included □ Optional

See Cleaning Heads & Brushes section starting on page 76 for available options

BD 50/50 C BP CLASSIC



Professional cleaning, now made easier.

This economically-designed scrubber provides you all the cleaning power to take on large jobs—perfect for retail environments, schools and health care facilities.

Easy to use

- Three cleaning modes make it simple for any operator to get the job done right
- The slim design of the Kärcher BD 50/50 allows you to see in front of the scrubber easier
- Home Base kit allows for carrying of other essentials on the machines, for less visits to the supply closet.



BD 50/50

TECHNICAL SPECIFICATIONS

Cleaning path/width	in	20	Battery charger	shelf/on board	shelf
Brush type	cylindrical/disc/pad	pad	Brush contact pressure	lbs	59-62
Brush quantity	units	1	Brush speed	rpm	180
Brush diameter	in	20	Vac motor rating	watts	500
Suction bar (squeegee) width	in	35	Vac motor suction	cfm	51
Drive	pad-assist/traction	pad-assist	Waterlift	in of water	48
Solution/recovery capacity	gal	13.2/13.2	Weight with batteries	lbs	306
Theoretical/practical productivity	sq. ft/hr	21,530/13,995	Dimensions (LxWxH)	in	47 x 21 x 39
Operating noise level	dBA	66			

EQUIPMENT

Order No.	Description	List Price
9.841-369.0	BD 50/50 C Bp Classic, pad driver, 24V/105 Ah wet batteries	\$4,429.80
9.841-370.0	BD 50/50 C Bp Classic, pad driver, 24V/100 Ah AGM batteries	\$5,168.10

ACCESSORIES

Order No.	Description	List Price
■ 4.762-534.0	Pad driver, 20-inch, features a quick-change coupling and centerlock	\$165.85
■ 4.777-179.0	V-Shaped squeegee, 35-inch, with caster, polyurethane	\$312.44
□ 4.905-027.0	Disc brush, soft, made of natural fibers, for cleaning and polishing	\$365.94
□ 4.905-029.0	Brush, hard black - For stubborn dirt and basic cleaning. For hard wearing surfaces.	\$559.61
□ 4.905-026.0	Disc brush, medium grit, red, for general cleaning (standard on brush machines)	\$404.46
□ 6.369-079.0	Red disc pad, 20-inch, medium soft red for cleaning all types of floors, 5-pack	\$165.85
□ 6.369-078.0	Green disc pad, 20-inch, aggressive for cleaning heavily soiled floors and for deep cleaning, 5-pack	\$165.85
□ 6.369-077.0	Black pad, 20-inch, hard, for cleaning heavily soiled floors and for deep cleaning, 5 pack	\$165.85
□ 6.369-468.0	Beige disc pad, 20-inch, light grit, for polishing and refreshing of hard and elastic smooth floor coverings, 5 pack	\$165.85
□ 6.273-023.0	Oil resistant, replacement squeegee blades	\$124.12
□ 6.371-146.0	Beige disc pad, 20-inch, soft, natural hair, for polishing	\$705.13
□ 4.777-401.0	Squeegee, 33.5-inch, straight, made of oil-resistant transparent polyurethane, for smooth floors	\$749.00
□ 5.035-488.0	Home Base kit (adapter and cable hook)	\$7.33
□ 6.980-077.0	Double Hook (requires 5.035-488.0)	\$13.27
□ 4.035-406.0	Home Base kit carrying case	\$157.29
□ 6.980-078.0	Mop clip (requires 5.035-488.0)	\$11.34
□ 6.980-080.0	Bottle Hook (requires 5.035-488.0)	\$18.94
□ 4.070-075.0	Universal hook	\$55.11
□ 8.641-483.0	Charger for wet batteries (included with 9.841-369.0)	\$737.23
□ 8.629-377.0	Charger for AGM batteries (included with 9.841-370.0)	\$737.23

■ Included □ Optional

See Cleaning Heads & Brushes section starting on page 76 for available options

Effective January 1, 2025. Prices, specifications and product descriptions subject to change without notice.

B 50 W BP 051 ORBITAL



Smart features for superior performance

The B 50 W Bp with the O51 orbital brush head prioritizes sustainability and versatility. This model reduces water consumption by up to 25% while offering exceptional scrubbing and stripping capabilities. Its low-profile design (3.5 inches) allows for easy access under furniture, and the high mechanical cleaning performance often reduces the need for chemicals.

Versatile, efficient, and eco-Friendly cleaning

- The high mechanical cleaning performance from the orbital brush head, effectively removes dirt and grime.
- The powerful scrubbing action often reduces or eliminates the need for harsh cleaning chemicals, promoting a healthier and more eco-friendly cleaning process.

Smart Technology Integration

- Connect your smartphone to the machine to access real-time information, adjust cleaning settings, monitor battery status, and track usage data for optimized performance.

B 50 W BP 051 (ORBITAL)

TECHNICAL SPECIFICATIONS

Working width of brushes	in	20	Drive	pad-assist/traction	Traction
Working width, vacuuming	in	33.4	Solution/recovery capacity	gal	13.2/13.2
Brush type	cylindrical/disc/pad	Pad	Operating noise level	dBa	65
Brush Diameter	In	20	Brush contact pressure	lbs	79.3
Theoretical area performance	sq. ft/hr	18,200-32,900	Brush rotational speed	rpm	20
Practical area performance	sq. ft/hr	19,800	Weight with batteries	lbs	540
Battery Charger	Shelf/ on- board	On-board	Dimensions (LxWxH)	in	52 x 22.5 x 42

EQUIPMENT

Order No.	Description	List Price
9.808-091.0	B 50 W Bp 051 AGM*	\$12,733.00

ACCESSORIES

Order No.	Description	List Price
■ 4.400-011.0	Squeegee blade set Linatex 850mm/33in (Standard)	\$160.50
■ 4.778-008.0	Squeegee bar, parabolic, 850mm/33in	\$1,070.00
■ 5.035-344.0	Key yellow KIK	\$69.55
■ 5.035-348.0	Key grey KIK	\$88.28
□ 4.400-005.0	Squeegee blade set PU 850mm/33in	\$179.76
□ 4.035-345.0	Auto-Fill	\$258.94
□ 2.644-365.0	Add-on kit emergency stop B50W	\$153.01
□ 4.400-089.0	Set side strip oil resistant	\$57.25
□ 4.400-090.0	Squeegee blade set natural rubber 850mm/33in	\$70.09
□ 4.400-104.0	Set side strip for R55	\$55.64
□ 2.644-228.0	Add-on kit deflector roll stackable	\$415.16
□ 5.035-488.0	Home Base kit (adapter and cable hook)	\$7.33
□ 4.070-075.0	Home-Base universal hook kit (requires 5.035-488.0)	\$55.11
□ 6.980-080.0	Home-Base bottle hook (requires 5.035-488.0)	\$18.94
□ 4.400-080.0	Home-Base mop clip (requires 5.035-488.0)	\$79.72
□ 6.980-077.0	Home-Base double hook (requires 5.035-488.0)	\$13.27
□ 6.980-078.0	Home-Base holder handhold grey (requires 5.035-488.0)	\$11.34
□ 2.644-313.0	KEM Machine Connect B 50 W	\$843.16

■ Included □ Optional

* Not available in the state of California

See Cleaning Heads & Brushes section starting on page 76 for available options

BD 50/55 W BP CLASSIC



Outstanding price-performance ratio.

Robust, compact and user friendly, this traction drive walk behind scrubber has everything you need to get the job done. Quickly and efficiently clean a wide variety of settings, including healthcare, education and retail.

Exceptional Maneuverability

- Compact design and traction control provides easy transportation and handling in any environment.

Built to last

- Die Cast aluminum scrub deck and assembly provides maximum durability.

BD 50/55 W

TECHNICAL SPECIFICATIONS

Cleaning path/width	in	20	Battery charger	shelf/on board	shelf
Brush type	disc/pad	pad	Brush contact pressure	lbs	59
Brush quantity	units	1	Brush speed	rpm	180
Brush diameter	in	20	Vac motor rating	watts	500
Suction bar (squeegee) width	in	33.5	Vac motor suction	cfm	51
Drive	pad-assist/traction	traction	Waterlift	in of water	48
Solution/recovery capacity	gal	14.5/14.5	Weight with batteries	lbs	379
Theoretical/practical productivity	sq. ft/hr	27,500/17,500	Dimensions (LxWxH)	in	52 x 22.5 x 42
Operating noise level	dBA	65			

EQUIPMENT

Order No.	Description	List Price
9.998-002.0	BD 50/55 W Bp Classic, 24V/100Ah AGM batteries, shelf charger	\$8,720.50

ACCESSORIES


Order No.	Description	List Price
■ 4.778-008.0	Squeegee, 33.5-Inch, parabolic	\$1,070.00
■ 4.400-011.0	Suction blades, 33-inch, red	\$160.50
□ 4.400-005.0	Suction blades, 33-inch, transparent	\$179.76
□ 2.644-228.0	Add-on kit deflector roll squeegee, stackable	\$415.16
□ 4.905-026.0	Disc brush, medium grit, red, for general cleaning (standard on brush machines)	\$404.46
□ 4.905-028.0	Disc brush, very soft	\$313.51
□ 4.905-027.0	Disc brush, soft, made of natural fibers, for cleaning and polishing	\$365.94
□ 4.905-029.0	Brush, hard black - For stubborn dirt and basic cleaning. For hard wearing surfaces.	\$559.61
■ 4.762-534.0	Pad driver, 20-inch, features a quick-change coupling and centerlock	\$165.85
□ 4.070-075.0	Universal hook kit	\$55.11
□ 4.039-271.0	Mop holder	\$147.66
□ 5.035-488.0	Home Base kit (adapter and cable hook)	\$7.33
□ 6.980-077.0	Double Hook (requires 5.035-488.0)	\$13.27
□ 6.980-078.0	Mop clip (requires 5.035-488.0)	\$11.34
□ 6.980-080.0	Bottle Hook (requires 5.035-488.0)	\$18.94

■ Included □ Optional

See Cleaning Heads & Brushes section starting on page 76 for available options

Effective January 1, 2025. Prices, specifications and product descriptions subject to change without notice.

B 50 W BP R55



Powerful on the outside, clever on the inside.

The B 50 W Bp with the R55 cylindrical brush head is a powerful and efficient walk-behind scrubber, perfect for thorough cleaning of various surfaces, including textured floors. This model boasts a 22-inch cleaning width, covering up to 23,000 sq ft/hr, making it ideal for basic and maintenance cleaning.

Deep Cleaning Performance

- Thorough cleaning on a wide range of floor types, including textured surfaces, making it ideal for various environments.
- Effectively tackles both basic and maintenance cleaning tasks, including pre-sweeping, for a comprehensive clean.

Convenience and Durability

- Die-cast aluminum squeegee provides optimal contact pressure for efficient water recovery and streak-free drying.
- Quick-release clamps allow for easy attachment and detachment of the squeegee, and the recovery hose remains conveniently attached to the assembly bracket for faster removal and installation.

B 50 W BP R 55 (CYLINDRICAL)

TECHNICAL SPECIFICATIONS

Working width of brushes	in	22	Drive	pad-assist/traction	Traction
Working width, vacuuming	in	33.4	Solution/recovery capacity	gal	13.2/13.2
Brush type	cylindrical/disc/pad	Cylindrical	Operating noise level	dBa	65
Brush Diameter	In	2.24	Brush contact pressure	lbs	34
Theoretical area performance	sq. ft/hr	18,200-23,700	Brush rotational speed	rpm	1200
Practical area performance	sq. ft/hr	21,300	Weight with batteries	lbs	427
Battery Charger	Shelf/ on-board	On-board	Dimensions (LxWxH)	in	52 x 22.5 x 42

EQUIPMENT

Order No.	Description	List Price
9.176-020.0	B 50 W Bp R55 AGM*	\$13,428.50

ACCESSORIES

Order No.	Description	List Price
■ 4.400-011.0	Squeegee blade set Linatex 850mm/33in (Standard)	\$160.50
■ 4.778-008.0	Squeegee bar, parabolic, 850mm/33in	\$1,070.00
■ 5.035-344.0	Key yellow KIK	\$69.55
■ 5.035-348.0	Key grey KIK	\$88.28
■ 4.035-184.0	Roller brush, medium	\$153.01
□ 4.400-005.0	Squeegee blade set PU 850mm/33in	\$179.76
□ 4.035-345.0	Auto-Fill	\$258.94
□ 2.644-365.0	Add-on kit emergency stop B50W	\$153.01
□ 4.400-089.0	Set side strip oil resistant	\$57.25
□ 4.400-090.0	Squeegee blade set natural rubber 850mm/33in	\$70.09
□ 4.400-104.0	Set side strip for R55	\$55.64
□ 2.644-228.0	Add-on kit deflector roll stackable	\$415.16
□ 5.035-488.0	Home Base kit (adapter and cable hook)	\$7.33
□ 4.070-075.0	Home-Base universal hook kit (requires 5.035-488.0)	\$55.11
□ 6.980-080.0	Home-Base bottle hook (requires 5.035-488.0)	\$18.94
□ 4.400-080.0	Home-Base mop clip (requires 5.035-488.0)	\$79.72
□ 6.980-077.0	Home-Base double hook (requires 5.035-488.0)	\$13.27
□ 6.980-078.0	Home-Base holder handhold grey (requires 5.035-488.0)	\$11.34
□ 2.644-313.0	KEM Machine Connect B 50 W	\$843.16

■ Included □ Optional

* Not available in the state of California

See Cleaning Heads & Brushes section starting on page 76 for available options

B 80 W BP



This large scrubber easily goes anywhere.

The B 80 W Bp scrubbers cover a lot of area quickly, but are still easily maneuverable. They feature a robust, interchangeable, maintenance-friendly scrub deck. Choose from cylindrical or disc in 26" widths.

Thoughtfully designed scrub decks

- Decks automatically raise and lower as necessary
- Interchangeable decks changed quickly and without tools.

Four color LCD screen

- Easily select your cleaning mode with the easy-to-read symbols on the large 4-color display



B 80 W BP + R 65

B 80 W BP + D 65

TECHNICAL SPECIFICATIONS

Specification	B 80 W BP + R 65	B 80 W BP + D 65
Cleaning path/width	in 26	26
Brush type	cylindrical/disc/pad Cylindrical	Disc
Brush quantity	units 2	2
Suction bar (squeegee) width	in 39	39
Drive	pad-assist/traction Traction	Traction
Solution/recovery capacity	gal 21/21	21/21
Theoretical/practical productivity	sq. ft/hr 27,980/18,180	27,980/18,180
Operating noise level - std/Eco! mode	dba 69/66	69/66
Battery charger	shelf/on-board On-Board	On-Board
Brush contact pressure	lbs 213	117
Brush speed	rpm 400-1,550	180
Drive/vac motor rating	watts 350/580	350/580
Vac motor suction	cfm 53	53
Waterlift	in of water 67	67
Weight (excluding battery/ with battery)	lbs 282 / 617	289 / 617
Dimensions (L x W x H)	in 61 x 29 x 45	62 x 29 x 45

EQUIPMENT

Order No.	Description	List Price
9.841-204.0	B 80 W Bp, D 65 disc scrub deck, 24V/260 Ah wet batteries, with curved squeegee	\$21,517.70
9.841-198.0	B 80 W Bp, R 65 cylindrical scrub deck, 24V/225 Ah wet batteries, on-board charger, with curved squeegee	\$21,164.60
9.841-200.0	B 80 W Bp, R 65 cylindrical scrub deck, 24V/255 Ah AGM batteries, on-board charger, with curved squeegee	\$22,951.50
9.841-201.0	B 80 W Bp, D 65 disc scrub deck, 24V/255 Ah AGM batteries, on-board charger, with curved squeegee	\$23,229.70
9.841-203.0	B 80 W Bp, R 65 cylindrical scrub deck, 24V/260 Ah wet batteries, on-board charger, with curved squeegee	\$21,260.90

ACCESSORIES

Order No.	Description	List price
■ 4.777-080.0	Squeegee assembly, 39-inch, V-shaped polyurethane oil-resistant blades, standard on machines with R 75 & D 75 scrub decks	\$832.46
■ 5.035-488.0	Home Base kit (adapter and cable hook)	\$7.33
■ 6.980-077.0	Double hook (requires 5.035-488.0)	\$13.27
□ 8.600-251.0	Cable asm, bat. Jumper x 15" (required w/ no battery units)	\$81.86
□ 4.035-345.0	Quick fill tank system (requires 9.083-003.0)	\$258.94
□ 9.083-003.0	Hose coupling	\$9.63
□ 6.273-205.0	Squeegee blade set, anti stripe oil resistant	\$288.90
□ 6.273-291.0	Squeegee blade set, for textured floors	\$491.13
□ 4.035-408.0	KIK Key	\$333.84

■ Included □ Optional

See Cleaning Heads & Brushes section starting on page 76 for available options

Effective January 1, 2025. Prices, specifications and product descriptions subject to change without notice.

BD 70/75 W BP CLASSIC



Smaller, but still mighty.

This economically-designed scrubber provides you all the cleaning power to take on large jobs—perfect for retail environments, grocery stores, municipalities, and BSC's.

Easy to use

- Adaptable to specific floor type cleaning needs
- Large aluminum brush deck is tough and durable
- Wet, AGM and Lithium battery options are available

BD 70/75 W BP CLASSIC

TECHNICAL SPECIFICATIONS

Cleaning path/width	in	28
Brush type	cylindrical/disc/pad	pad
Brush quantity	units	2
Brush diameter	in	14
Suction bar (squeegee) width	in	41
Drive	pad-assist/traction	traction
Solution/recovery capacity	gal	19.8 / 19.8
Theoretical/practical productivity	sq. ft/hr	30,645 / 19,920
Operating noise level	dBA	63
Battery charger	shelf/on board	shelf
Brush contact pressure	lbs	66 - 150
Brush speed	rpm	180
Vac motor rating	watts	500
Vac motor suction	cfm	51
Waterlift	in of water	64
Weight with batteries	lbs	512 wet / 556 AGM
Dimensions (LxWxH)	in	57 x 30 x 42

EQUIPMENT

Order No.	Description	List Price
9.841-467.0	BD 70/75 W Bp Classic, 190 Ah AGM batteries, shelf charger	\$9,972.40
9.841-240.0	BD 70/75 W Bp Classic, 24V Lithium, shelf charger	\$11,847.04

ACCESSORIES

Order No.	Description	List Price
■ 4.762-590.0	Pad drive board STRONG (standard)	\$197.95
■ 6.369-003.0	Pad red, medium-soft (standard), set of 5	\$106.47
■ 8.663-291.0	Battery 6V/190 Ah AGM (standard with 9.841-467.0) (4 REQUIRED)	\$631.30
■ 8.622-835.0	Battery 6V/185 Ah wet (standard with 9.841-466.0) (4 REQUIRED)	\$435.49
■ 8.643-374.0	Shelf charger for 190Ah AGM batteries	\$760.77
■ 8.644-222.0	Shelf charger for 185Ah Wet batteries	\$760.77
■ 4.777-108.0	Squeegee, 1030mm (standard w/suction blades)	\$1,471.25
■ 4.037-144.0	Suction blades, 1030mm, blue (standard)	\$147.66
□ 4.905-010.0	Disc brush, red, medium	\$269.64
□ 4.905-013.0	Disc brush, black, hard	\$477.22
□ 4.905-012.0	Disc brush, natural, soft	\$289.97
□ 4.905-011.0	Disc brush, white, very soft	\$197.95
□ 4.037-145.0	Suction blades, 1030 mm (polyurethane)	\$340.26
□ 9.753-088.0	Squeegee transport plate	\$27.39
□ 4.444-015.0	Suction Hose Accessory	\$281.41
□ 2.644-140.0	Warning beacon add-on kit (revolving light)	\$138.03

■ Included □ Optional

See Cleaning Heads & Brushes section starting on page 76 for available options

BR 75/75 W BP CLASSIC



Heavy-duty cleaning made simple.

Not only is this scrubber incredibly effective, it's also incredibly easy to use and maintain. Its durable frame and excellent sight lines makes it highly maneuverable, even able to turn in spaces as narrow as 5.1 feet in width. The die cast aluminum scrub decks and squeegee assemblies provide unbeatable durability and exceptional cleaning.

Easy to use

- Easy to operate with minimal training needed, the intuitive controls prevent operating errors.
- Adaptable to specific floor type cleaning needs
- Large aluminum brush deck is tough and durable
- Wet, AGM and Lithium battery options are available

BR 75/75 W BP CLASSIC

TECHNICAL SPECIFICATIONS					
Cleaning path/width	in	30	Battery charger	shelf/on board	shelf
Brush type	cylindrical/disc/pad	cylindrical	Brush contact pressure	lbs	66
Brush quantity	units	2	Brush speed	rpm	600
Brush diameter	in	4	Vac motor rating	watts	500
Suction bar (squeegee) width	in	40.5	Vac motor suction	cfm	51
Drive	pad-assist/traction	traction	Waterlift	in of water	64
Solution/recovery capacity	gal	19.8 / 19.8	Weight with batteries	lbs	556 AGM
Theoretical/practical productivity	sq. ft/hr	30,645 / 21,342	Dimensions (LxWxH)	in	57 x 30 x 42
Operating noise level	dBA	65			

EQUIPMENT

Order No.	Description	List Price
9.848-459.0	BR 75/75 W Bp Classic, 195 Ah AGM batteries, shelf charger	\$13,918.56
9.848-460.0	BR 75/75 W Bp Classic, 114 Ah Lithium battery, shelf charger	\$17,839.04

ACCESSORIES

Order No.	Description	List Price
■ 8.663-291.0	Battery 6V/190 Ah AGM (standard with 9.848-459.0) (4 REQUIRED)	\$631.30
■ 8.622-835.0	Battery 6V/185 Ah wet (standard with 9.848-458.0) (4 REQUIRED)	\$435.49
■ 8.643-374.0	Shelf charger for 190Ah AGM batteries	\$760.77
■ 8.644-222.0	Shelf charger for 185Ah Wet batteries	\$760.77
■ 4.777-108.0	Squeegee, 1030mm (standard w/suction blades)	\$1,471.25
■ 4.037-144.0	Suction blades, 1030mm, blue (standard)	\$147.66
□ 4.037-145.0	Suction blades, 1030 mm (polyurethane)	\$340.26
□ 9.753-088.0	Squeegee transport plate	\$27.39
□ 2.644-140.0	Warning beacon add-on kit (revolving light)	\$138.03
□ 2.763-047.0	R 75 Aluminum brush head, cylindrical, 30-inch	\$4,360.25
□ 6.907-729.0	Cylindrical white brush, soft, 30-inch	\$481.50
■ 4.035-605.0	Cylindrical red brush, 30-inch	\$322.07
□ 6.907-730.0	Cylindrical orange brush, high-low for grout, 30-inch	\$574.59
□ 6.907-731.0	Cylindrical green brush, hard, 30-inch	\$798.22
□ 6.907-732.0	Cylindrical black brush, very aggressive, 30-inch	\$890.24
□ 5.035-488.0	Home Base kit (adapter and cable hook)	\$7.33
□ 6.980-077.0	Double Hook (requires 5.035-488.0)	\$13.27
□ 4.035-406.0	Home Base kit carrying case	\$157.29
□ 6.980-078.0	Mop clip (requires 5.035-488.0)	\$11.34
□ 6.980-080.0	Bottle Hook (requires 5.035-488.0)	\$18.94
□ 4.070-075.0	Universal hook	\$55.11

■ Included □ Optional

See Cleaning Heads & Brushes section starting on page 76 for available options

Effective January 1, 2025. Prices, specifications and product descriptions subject to change without notice.

BD 80/100 W BP CLASSIC



Quality and durability in a cost effective package.

This economically-designed scrubber provides you all the cleaning power to take on large jobs—perfect for retail environments, grocery stores, and BSC's.

Easy to use

- Storage compartment in the back for shelf charger and other accessories.
- An automatic brake is integrated into the transaxle and a cost effective, large aluminum brush deck is included.

BD 80/100 W BP CLASSIC

TECHNICAL SPECIFICATIONS

Cleaning path/width	in	32
Brush type	cylindrical/disc/pad	pad
Brush quantity	units	2
Brush diameter	in	16
Suction bar (squeegee) width	in	43
Drive	pad-assist/traction	traction
Solution/recovery capacity	gal	26.4 / 26.4
Theoretical/practical productivity	sq. ft/hr	35,025/22,770
Operating noise level	dBA	63
Battery charger	shelf/on board	shelf
Brush contact pressure	lbs	88 - 200
Brush speed	rpm	180
Vac motor rating	watts	600
Vac motor suction	cfm	53
Waterlift	in of water	67
Weight with batteries	lbs	705
Dimensions (LxWxH)	in	59 x 33 x 42

EQUIPMENT

Order No.	Description	List Price
9.841-456.0	BD 80/100 W Bp Classic, 295 Ah wet batteries, shelf charger	\$10,366.16
9.841-457.0	BD 80/100 W Bp Classic, 285 Ah AGM batteries, shelf charger	\$11,042.40
9.808-180.0	BD 80/100W Bp Classic, 24V Lithium Battery, Shelf Charger	\$14,286.64

ACCESSORIES

Order No.	Description	List Price
■ 4.762-591.0	Pad drive board (standard)	\$303.88
■ 6.371-332.0	Pad, red, medium-soft (standard)	\$112.35
■ 8.629-184.0	Battery, Discover 6V/285 Ah AGM (standard with 9.841-457.0)	\$1,663.85
■ 8.644-818.0	Battery, Discover 24V Lithium Ion	\$9,838.65
■ 8.622-837.0	Battery, Trojan 6V/271 Ah wet (standard with 9.841-456.0)	\$911.64
■ 8.643-373.0	Shelf charger for wet batteries (standard with 9.841-456.0)	\$760.77
■ 8.643-374.0	Shelf charger for AGM batteries (standard with 9.841-457.0)	\$760.77
■ 4.777-102.0	Squeegee, 1100 mm (standard with suction blades)	\$1,508.70
■ 4.037-138.0	Suction blades, 1230 mm, blue (standard)	\$160.50
□ 4.905-000.0	Disc brush, red, medium	\$192.60
□ 4.905-032.0	Disc brush, black, hard	\$559.61
□ 4.905-031.0	Disc brush, natural, soft	\$269.64
□ 4.905-030.0	Disc brush, white, very soft	\$232.19
□ 4.037-140.0	Suction blades 1230 mm, transparent	\$418.37
□ 9.753-088.0	Squeegee transport plate	\$27.39
□ 2.644-140.0	Warning beacon add-on kit (revolving light)	\$138.03

■ Included □ Optional

See Cleaning Heads & Brushes section starting on page 76 for available options

BR 85/100 W BP CLASSIC



Toughness meets ease of use.

This powerhouse is designed for simplicity, reliability, and ease of use, making it perfect for tackling challenging environments with exceptional cleaning ability and rugged construction. Its sturdy frame and excellent sight lines ensure maximum maneuverability, even in narrow spaces.

Sturdy scrub deck

- Scrub deck and squeegee are made of durable aluminum which affords the user longer life in daily cleaning applications.

Exceptional contact pressure

- Significant contact pressure (88 lbs) of its cylindrical brushes ensures exceptional cleaning on all types of floors.

BR 85/100 W BP CLASSIC

TECHNICAL SPECIFICATIONS

Cleaning path/width	in	34
Brush type	cylindrical/disc/pad	cylindrical
Brush quantity	units	2
Brush diameter	in	4
Suction bar (squeegee) width	in	43
Drive	pad-assist/traction	traction
Solution/recovery capacity	gal	26.4 / 26.4
Theoretical/practical productivity	sq. ft/hr	35,025/24,192
Operating noise level	dBA	65
Battery charger	shelf/on board	shelf
Brush contact pressure	lbs	88
Brush speed	rpm	600
Vac motor rating	watts	500
Vac motor suction	cfm	51
Waterlift	in of water	64
Weight with batteries	lbs	705
Dimensions (LxWxH)	in	59 x 33 x 42

EQUIPMENT

Order No.	Description	List Price
9.848-455.0	BR 85/100 W Bp Classic, 185 Ah Wet batteries, shelf charger	\$14,380.80
9.848-456.0	BR 85/100 W Bp Classic, 195 Ah AGM batteries, shelf charger	\$15,596.32
9.848-457.0	BR 85/100 W Bp Classic, 114 Ah Lithium battery, shelf charger	\$18,301.28

ACCESSORIES

Order No.	Description	List Price
■ 8.622-837.0	Battery, 6V/271 Ah wet (standard with 9.848-455.0)	\$911.64
■ 8.629-184.0	Battery, 6V/285 Ah AGM (standard with 9.848-456.0)	\$1,663.85
■ 8.644-818.0	Battery, Discover 24V Lithium Ion (standard with 9.848-457.0)	\$9,838.65
■ 8.643-373.0	Shelf charger for wet batteries (standard with 9.848-455.0)	\$760.77
■ 8.643-374.0	Shelf charger for AGM batteries (standard with 9.848-456.0)	\$760.77
■ 4.777-102.0	Squeegee, 1100 mm (standard with suction blades)	\$1,508.70
■ 4.035-606.0	Red, 34" Cylindrical Brushes	\$400.18
■ 4.037-138.0	Suction blades, 1230 mm, blue (standard)	\$160.50
□ 4.037-140.0	Suction blades 1230 mm, transparent	\$418.37
□ 9.753-088.0	Squeegee transport plate	\$27.39
□ 2.644-140.0	Warning beacon add-on kit (revolving light)	\$138.03
□ 4.035-406.0	Home Base kit carrying case	\$157.29
□ 6.907-772.0	White, Cylindrical Brush 34"	\$469.73
□ 6.907-734.0	Orange, Cylindrical Brush 34"	\$618.46
□ 6.907-735.0	Green, Cylindrical Brush 34"	\$975.84
□ 6.907-736.0	Black, Cylindrical Brush 34"	\$1,075.35

■ Included □ Optional

See Cleaning Heads & Brushes section starting on page 76 for available options

Effective January 1, 2025. Prices, specifications and product descriptions subject to change without notice.

BD 50/70 R BP



Ride anywhere.

We designed the BD 50/70 R ride-on scrubber for tight congested areas that need maneuverability and productivity in one package. This is a value conscious machine - every aspect of this machine has been streamlined to provide the best scrubbing at the best price.

Slim and compact

- At only 52 inches long, this is the most compact ride-on scrubber in our line-up.
- Even though it may be a smaller machine, it does not lack in productivity. It cleans at a theoretical rate of 25,715 ft²/hr.



BD 50/70 R BP

TECHNICAL SPECIFICATIONS

Cleaning path/width	in	20
Brush type	cylindrical/disc/pad	Disc or pad
Brush quantity	units	1
Brush diameter	in	20
Suction bar (squeegee) width	in	33.5
Drive	pad-assist/traction	Traction
Solution/recovery capacity	gal	18/20
Theoretical/practical productivity	sq. ft/hr	25,715/18,000
Operating noise level	dBA	66
Battery charger	shelf/on board	Shelf
Brush contact pressure	lbs	56
Brush speed	rpm	155
Drive /vac motor rating	watts	300/600
Vac motor suction	cfm	53
Waterlift	in of water	65
Weight without batteries	lbs	428
Dimensions (LxWxH)	in	52 x 23 x 42
Minimum turning radius	ft	2.7
Climbing ability - maximum slope	% grade	10
Max. working speed	mph	3.4

EQUIPMENT

Order No.	Item Description	List Price
9.841-434.0	BD 50/70 R Bp, brush, 24V/105 Ah wet batteries	\$13,984.90
9.841-435.0	BD 50/70 R Bp, brush, 24V/100 Ah AGM batteries	\$15,632.70
9.841-436.0	BD 50/70 R Bp, pad driver, 24V/105 Ah wet batteries	\$13,984.90
9.841-437.0	BD 50/70 R Bp, pad driver, 24V/100 Ah AGM batteries	\$15,632.70

BD 50/70 R BP ACCESSORIES

ACCESSORIES

Order No.	Item Description	List Price
■ 4.035-182.0	Battery, 12 V / 105 Ah	\$1,877.85
■ 8.641-483.0	Shelf charger for WET batteries, 24V, 25A, standard on wet batteries models	\$737.23
■ 8.629-377.0	Automatic shelf charger, 24V, 24A, 115V, standard on AGM models	\$737.23
■ 4.905-026.0	Disc brush, medium grit, red, for general cleaning (standard on brush machines)	\$404.46
■ 4.762-534.0	Pad driver, 19 inch, features a quick-change coupling and centerlock (standard on pad driver machines)	\$165.85
□ 6.371-146.0	Beige disc pad, 20 inch, soft, natural hair, for polishing	\$705.13
□ 6.369-468.0	Beige disc pad, 20-inch, light grit, for polishing and refreshing of hard and elastic smooth floor coverings, 5 pack	\$165.85
■ 6.369-079.0	Red disc pad, 20-inch, medium soft red for cleaning all types of floors, 5-pack (standard on pad driver machines)	\$165.85
□ 6.369-078.0	Green disc pad, 20-inch, aggressive for cleaning heavily soiled floors and for deep cleaning, 5-pack	\$165.85
□ 6.369-077.0	Black pad, 20-inch, hard, for cleaning heavily soiled floors and for deep cleaning, 5 pack	\$165.85
□ 4.905-029.0	Disc brush, hard, for stubborn dirt and deep cleaning. Only for hard-wearing surfaces, black	\$559.61
□ 4.905-027.0	Disc brush, soft, made of natural fibers, for cleaning and polishing	\$365.94
□ 4.905-028.0	Disc brush, very soft, for cleaning sensitive floors and polishing, white	\$313.51
□ 6.371-271.0	Disc microfiber pad, for daily cleaning of delicate surfaces including LVT and stone tile	\$251.45
□ 4.777-401.0	Squeegee, 33.5 inch, straight, made of oil-resistant, transparent polyurethane, for smooth floors	\$749.00
■ 4.777-411.0	Curved squeegee, 33.5 inches, with caster, polyurethane	\$1,134.20

■ Included □ Optional

See Cleaning Heads & Brushes section starting on page 76 for available options

B 110 R BP



Outstanding suction performance.

The updated B 110 R Bp is perfect for all floors. The robust front bumper prevents damage to the machine and other objects, while speed dependent water supply saves on water and detergents. The newly designed squeegee picks up more water and requires less attention and the adjustable seat allows workers to feel more comfortable during long shifts.

Advanced updates for a top-of-the-line machine

- Front bumper and driving lights
- Side scrub deck for close to the edge cleaning
- Adjustable comfort seat
- Hill driving assistant and automatic electronic brake



	B 110 D75 R BP	B 110 R75 R BP	B 110 R75 R BP + SIDE BROOM	B 110 R75 R BP + OBC
--	----------------	----------------	--------------------------------	-------------------------

TECHNICAL SPECIFICATIONS

		B 110 D75 R BP	B 110 R75 R BP	B 110 R75 R BP + SIDE BROOM	B 110 R75 R BP + OBC
Cleaning path/ width	in	30	30	30	30
Brush type	cylindrical/disc	Disc	Cylindrical	Cylindrical/Disc	Cylindrical
Brush quantity	units	2	2	3	2
Brush diameter	in	15	4	4/15	4
Suction bar (squeegee) width	in	37	37	37	37
Drive	pad-assist/traction	Traction	Traction	Traction	Traction
Solution/ Recovery capacity	Gal	29/29	29/29	29/29	29/29
Theoretical / practical productivity	sq. ft/h	48,438 / 31,485	48,438 / 31,485	53,820 / 38,750	48,438 / 31,485
Operating noise level	dBA	59-74	59-74	59-74	59-74
Battery Charger	shelf/ on board	Shelf	Shelf	Shelf	On board charger
Brush Contact Pressure	lbs	165	165	165	165
Brush Speed	rpm	180	1200	1200	1200
Drive/ Vac Motor rating	watts	600	600	600	600
Vac motor suction	cfm	53	53	53	53
Waterlift	in of water	68	68	68	68
Weight with batteries	lbs	986	995	1,010	1,001
Dimensions (L X W X H)	in	65 x 30 x 52	65 x 30 x 52	67 x 38 x 52	65 x 30 x 52
Minimum turning radius	ft	2.87	2.87	2.87	2.87
Climbing Ability - maximum slope	% grade	10	10	10	10
Max. working speed	mph	3.8	3.8	3.8	3.8

EQUIPMENT

Order No.	Description	List Price
1.161-451.0	B 110 D75 R Bp 255Ah AGM, 30-inch disc scrub deck	\$23,214.72
1.161-453.0	B 110 R75 R Bp 255Ah AGM, 30-inch cylindrical scrub deck	\$24,318.49
1.161-455.0	B 110 R75 R Bp 255Ah AGM, 30-inch cylindrical scrub deck, with side-broom	\$33,285.00
1.161-457.0	B 110 R75 R Bp 255Ah AGM, 30-inch cylindrical scrub deck, on-board charger	\$28,740.00

B 110 R BP ACCESSORIES

ACCESSORIES

Order No.	Description	List price
■ 4.778-007.0	950 mm parabolic squeegee	\$1,369.60
■ 2.763-005.0	D 75 scrub deck (depending on model selected)	\$4,531.45
■ 2.763-047.0	R 75 scrub deck (depending on model selected)	\$4,360.25
■ 4.039-366.0	Linatex squeegee blade set	\$203.3
■ 8.644-917.0	Right side scrub deck kit (depending on model selected)	\$6,757.05
■ 8.632-254.0	Discover EVGT6A-A 255 Ah battery (depending on model selected)	\$1,465.90
■ 8.643-374.0	Shelf charger for AGM batteries (depending on model selected)	\$760.77
■ 5.035-344.0	KIK key, yellow	\$65.00
■ 5.035-348.0	KIK key, grey	\$82.50
□ 4.035-605.0	Red brush for R 75 scrub deck	\$322.07
□ 6.907-731.0	Green brush for R 75 scrub deck	\$798.22
□ 6.907-732.0	Black brush for R 75 scrub deck	\$890.24
□ 6.907-730.0	Orange brush for R 75 scrub deck	\$574.59
□ 6.907-729.0	White brush for R 75 scrub deck	\$481.5
□ 4.039-357.0	Polyurethane replacement squeegee blade	\$234.33
□ 4.039-350.0	Warning beacon kit	\$767.19
□ 4.035-406.0	Set Homebase Box	\$157.29
□ 4.039-349.0	Mop Home Base Attachment Kit	\$127.33
2.644-214.0	KEM Machine Connect B 110 R *NA	\$1,955.00

■ Included □ Optional

See Cleaning Heads & Brushes section starting on page 76 for available options

B 150 R BP



Race into efficiency with the B 150.

The B 150 R can cover up to 58,125 ft²/hr making this one impressively productive scrubber. Although it can cover large areas quickly, we made sure that it has great visibility for safety. Our KIK operating system and the color coded controls make operation simple and intuitive. KIK allows managers to control what functions and settings their employees can use and adjust.

Advanced model features all-wheel drive (special order)

- Clean ramps with grades up to 18%
- Features a unique all-wheel brake system for safety
- Utilize the large color LCD screen to adjust everything to your needs including contact pressure, water volume, brush speed, etc.

Let the machine do the work

- Auto tank-rinsing and auto-fill come standard to allow the operator to do other tasks while rinse and fill are taking place



		B 150 R + R 75	B 150 R + D 75	B 150 R + R 85	B 150 R + D 90
TECHNICAL SPECIFICATIONS					
Cleaning path/width	in	30	30	34	36
Brush type	cylindrical/disc/pad	Cylindrical	Disc	Cylindrical	Disc
Brush quantity	units	2	2	2	2
Brush diameter	in	3.5	7.5	3.5	17.7
Suction bar (squeegee) width	in	37	37	47	47
Drive	pad-assist/traction	Traction	Traction	Traction	Traction
Solution/recovery capacity	gal	40/40	40/40	40/40	40/40
Theoretical/practical productivity	sq. ft/hr	48,438/34,445	48,438/34,445	54,895/38,630	58,125/40,903
Operating noise level - std/Eco! mode	dBA	67/64	67/64	67/64	67/64
Battery charger	shelf/on board	Shelf	Shelf	Shelf	Shelf
Brush contact pressure	lbs	245	224	275	238
Brush speed	rpm	1,200	140	1,200	140
Drive /vac motor rating	watts	600/750	600/750	600/750	600/750
Vac motor suction	cfm	55	55	55	55
Waterlift	in of water	72	72	72	72
Weight without batteries	lbs	959-1,146	959-1,146	959-1,146	959-1,146
Dimensions (LxWxH)	in	65 x 31 x 56	65 x 31 x 56	65 x 31 x 56	65 x 31 x 56
Minimum turning radius	ft	2.9	2.9	2.9	2.9
Climbing ability - maximum slope	% grade	10	10	10	10
Max. working speed working	mph	3.7	3.7	3.7	3.7

B 150 R BP ACCESSORIES

EQUIPMENT

Order No.	Description	List Price
9.841-286.0	B 150 R Bp, scrub deck, pad driver, and squeegees sold separately, 36V/360 Ah batteries	\$26,450.40
9.841-287.0	B 150 R Bp 2SB, scrub deck, pad driver, and squeegees sold separately, 36V/360 Ah batteries, dual side brushes	\$29,296.60
9.841-288.0	B 150 R Bp Advanced, scrub deck, pad driver, and squeegees sold separately, 36V/360 Ah batteries (special order)	\$36,925.70
9.841-289.0	B 150 R Bp 2SB Advanced, scrub deck, pad driver, and squeegees sold separately, 36V/360 Ah batteries, dual side brushes (special order)	\$39,782.60
9.841-290.0	B 150 R Bp, R 75 cylindrical scrub deck, 36V/360 Ah batteries	\$30,088.40
9.841-291.0	B 150 R Bp, R 75 cylindrical scrub deck, 36V/312 Ah AGM batteries	\$24,070.72
9.841-294.0	B 150 R Bp 2SB, R 75 cylindrical scrub deck, 36V/360 Ah batteries, dual side brushes.	\$27,160.88
9.841-295.0	B 150 R Bp 2SB, R 75 cylindrical scrub deck, 36V/312 Ah AGM batteries, dual side brushes.	\$26,356.24
9.841-292.0	B 150 R Bp, R 85 cylindrical scrub deck, 36V/360 Ah batteries.	\$29,429.28
9.841-293.0	B 150 R Bp, R 85 cylindrical scrub deck, 36V/312 Ah AGM batteries.	\$25,123.60
9.841-296.0	B 150 R Bp 2SB, R 85 cylindrical scrub deck, 36V/360 Ah batteries, dual side brushes.	\$28,196.64
9.841-297.0	B 150 R Bp 2SB, R 85 cylindrical scrub deck, 36V/312 Ah AGM batteries, dual side brushes.	\$27,383.44
9.841-367.0	B 150 R Bp, scrub deck and squeegee sold separately, 36V/312 Ah AGM batteries	\$30,291.70
9.841-368.0	B 150 R Bp 2SB, scrub deck and squeegee sold separately, 36V/312 Ah AGM batteries, dual side brushes	\$33,127.20
9.841-365.0	B 150 R Bp Advanced, scrub deck and squeegee sold separately, 36V/312 Ah AGM batteries (special order)	\$39,033.60
9.841-366.0	B 150 R Bp 2SB Advanced, scrub deck and squeegee sold separately, 36V/312 Ah AGM batteries, dual side brushes (special order)	\$41,911.90

ACCESSORIES

Order No.	Description	List price
■ 5.035-344.0	Operator Key, Yellow	\$69.55
■ 5.035-348.0	Foreman Key, Gray	\$88.28
■ 4.778-007.0	Squeegee assembly, 37-inch, parabolic assembly with linatex blades, standard on machines with R 75 & D 75 scrub decks	\$1,369.60
□ 4.039-356.0	37" Linatex Squeegee Blades	\$144.45
□ 4.039-357.0	37" Polyurethane Squeegee Blades	\$234.33
□ 4.039-366.0	37" Mixed Blades (Front Poly/Rear Linatex)	\$203.30
■ 4.778-009.0	Squeegee assembly, 47-inch, parabolic assembly with linatex blades, standard on machines with R 85 & D 90 scrub decks	\$2,011.60
□ 4.039-362.0	47" Linatex Squeegee Blades	\$143.38
□ 4.039-363.0	47" Polyurethane Squeegee Blades	\$149.80
■ 8.622-842.0	6V/360 Ah wet batteries	\$1,057.16
■ 8.629-184.0	Battery, 6V/312 Ah AGM battery	\$1,663.85
■ 8.628-408.0	Battery charger, 36V, 36A, 115V. For use with 8.622-842.0	\$1,674.55
■ 8.600-015.0	AGM battery charger, 36V, 21A, 115V	\$699.78
□ 2.642-058.0	Spray Suction Kit - for Cleaning Areas Not Easily Accessed by Machine (field installation required)	\$1,540.80
□ 6.435-733.0	Non-marking rear wheel, for use on sensitive floors that mark easily (field installation required)	\$707.27
□ 4.444-015.0	Suction hose accessories, for taking in water from corners (e.g. deep freezers)	\$281.41
□ 8.638-583.0	360° Warning Beacon (field installation required)	\$922.34
□ 2.641-811.0	Cleaning agent dosing system DS 3 - Can be directly connected to the main water supply; the fresh water tank is filled with the mixture of water and cleaning agent. Also in connection with the ABS filling system.	\$1,508.70
□ 6.435-810.0	Front tires, traction - oil-proof, for drive motor 4.035-045.0	\$1,423.10
□ 6.435-446.0	Front tires, traction - oil-resistant, for drive motor 4.035-569.0	\$440.84
□ 6.951-073.0	Replacement side broom, for use with R-type scrub decks (1-pack)	\$235.40
□ 2.644-089.0	Overhead guard	\$6,179.25
□ 2.644-088.0	Add-on kit, side scrubbing deck	\$5,542.60

■ Included □ Optional

See Cleaning Heads & Brushes section starting on page 76 for available options

B 200 R BP



The ideal choice for efficiently cleaning indoor areas.

Equipped with a powerful, latest-generation, die-cast aluminum squeegee, and a brush head with a 35 inch working path, the B 200 R Bp impresses with outstanding cleaning results. This scrubber has exceptional suction performance, setting a new benchmark in the industry with 50% less residual moisture left on the floors, which means the floors dry even faster. And it is also extremely easy and safe to us.

Simple controls and LCD displays


- Single dial to select mode of operation is intuitive and makes for easy training.
- Check power, pump, brush motor, vacuum motor, and reverse operation at a glance.

Let the machine do the work

- Auto tank-rinsing and auto-fill come standard to allow the operator to do other tasks while rinse and fill are taking place

Newly developed roller brush deck

- Aluminum die cast roller brush head provides industrial strength and reduced decibel level (approx. -10dB(A)).
- Rollers can be changed in a matter of seconds without tools.



	B 200 R BP WITH 2 SIDE BROOMS + R 85	B 200 R BP + R85	B 200 R BP + D90	B 200 R BP + D110
--	--------------------------------------	------------------	------------------	-------------------

TECHNICAL SPECIFICATIONS

		B 200 R BP WITH 2 SIDE BROOMS + R 85	B 200 R BP + R85	B 200 R BP + D90	B 200 R BP + D110
Cleaning path/width	in	34	34	35	43
Brush type		Cylindrical	Cylindrical	Disc	Disc
Brush Quantity	units	2	2	2	2
Brush Diameter	in	33	33	35	43
Suction bar (squeegee) width	in	46	46	46	46
Drive		Traction	Traction	Traction	Traction
Solution/recovery capacity	gal	53/53	53/53	53/53	53/53
Theoretical/practical productivity	sq. ft/hr	58,125	58,125	58,125	58,125
Operating noise level	dBA	67	67	67	67
Battery charger		Shelf	Shelf	Shelf	Shelf
Brush contact pressure	lbs	207	207	207	207
Brush speed	rpm	180-1300	180-1300	180-1300	180-1300
Drive/ vac motor rating	watts	2500	2500	2500	2500
Weight without batteries	lbs	2,191	2,191	2,191	2,191
Dimensions (LxWxH)	in	75x42x56	75x42x56	75x42x56	75x42x56
Minimum turning radius	ft	2.9	2.9	2.9	2.9
Climbing ability - maximum slope	% grade	10	10	10	10
Max. working speed working	mph	3.7	3.7	3.7	3.7
Climbing ability - maximum slope	% grade	10	10	10	10
Max. working speed working	mph	3.7	3.7	3.7	3.7

EQUIPMENT

Order No.	Description	List Price
9.200-056.0	B 200 R Bp 2SB R 85 cylindrical scrub deck, 36V/312 Ah AGM batteries	\$37,278.80
9.200-055.0	B 200 R Bp 2SB R 85 cylindrical scrub deck, 36V/360 Ah batteries	\$35,695.20
9.200-054.0	B 200 R Bp R 85 cylindrical scrub deck, 36V/312 Ah AGM batteries	\$34,668.00
9.200-053.0	B 200 R Bp R 85 cylindrical scrub deck, 36V/360 Ah batteries	\$33,084.40
9.200-057.0	B 200 R Bp D 90 scrub deck, 36V/312 Ah AGM batteries	\$34,496.80
9.200-058.0	B 200 R Bp D110 scrub deck, 36V/312 Ah AGM batteries	\$40,702.80

B 200 R BP ACCESSORIES

ACCESSORIES

Order No.	Description	List price
■ 4.778-009.0	Suction bar parabolic 1180mm/46in	\$2,011.60
■ 2.763-048.0	Brush-head R 85 (Depending on model selected)	\$5,103.90
■ 2.763-008.0	Brush-head D 90 S (Depending on model selected)	\$6,933.60
■ 4.035-513.0	Cover tank flushing system complete	\$752.21
□ 4.039-363.0	Suction blade set PU 1180mm/46in	\$149.80
□ 4.039-362.0	Suction blade set Linatex® 1180mm/46in	\$143.38
□ 8.629-184.0	Battery AGM 6V 312 AH	\$1,663.85
□ 8.622-842.0	Battery, 6V, 360 AH (J305H-AC)	\$1,057.16
□ 8.600-015.0	Battery charger	\$699.78
□ 8.641-489.0	Charger, 36V 21A SB175 ALG 7	\$783.24
□ 2.644-225.0	Add-on kit deflector roll stackable	\$128.40
□ 2.642-058.0	Add-on kit spray sucking B150R	\$1,540.80
□ 4.444-015.0	Suction hose accessories, for taking in water from corners (e.g. deep freezers)	\$281.41
□ 4.039-355.0	RM tank completely 5 L. Only suitable for compatible scrubber dryers with Dose cleaning agent dosing system.	\$343.47
□ 4.035-516.0	360° Warning Beacon (field installation required)	\$1,177.00

■ Included □ Optional

See Cleaning Heads & Brushes section starting on page 76 for available options

B 260 R I



Dirty floors fear this powerhouse scrubber

The B 260 RI is a heavy-duty ride-on floor scrubber delivering outstanding and consistent cleaning results, ideal for manufacturing, warehousing and transportation environments. This beefy scrubber features a steel frame with enhanced ram protection at the side brushes. If you need a rugged scrubber capable of handling large cleaning tasks, the B 260 RI is for you!

Clean more area safely

- With a working speed of 6.2 mph, it is perfect for even the largest jobs.
- To ensure absolute safety when driving in curves, a steering angle sensor monitors the speed and reduces it as required.

Newly developed roller brush deck

- Robust steel housing for maximum strength and durability.
- Rollers can be changed in a matter of seconds without tools.
- Roller brush provides excellent cleaning results with 7 times the contact pressure compared to disc technology.



B 260 RI BP WITH R 100 HEAD

B 260 RI BP WITH D 100 HEAD

B 260 RI BP WITH R 120 HEAD

TECHNICAL SPECIFICATIONS

	B 260 RI BP WITH R 100 HEAD	B 260 RI BP WITH D 100 HEAD	B 260 RI BP WITH R 120 HEAD
Cleaning path	in 39	39	47
Brush quantity	units 2	2	2
Brush diameter	in 5	20	5
Squeegee width	in 47	47	53
Tank capacity (solution/recovery)	gal 69/69	69/69	69/69
Operating noise level (standard/eco!)	dba 73/65	73/65	73/65
Total machine battery voltage	v 36	36	36
Charger Input Voltage (standard / high efficiency)	VAC 85-265 / 480	85-265 / NA	85-265 / 480
Down pressure	lbs 330	330	330
Brush speed (min/max)	rpm 600/1,250	140	600/1,250
Weight with batteries	lbs 2,756	2,756	2,800
Dimensions (L x W x H)	in 75 x 42 x 61	75 x 42 x 61	75 x 42 x 61
Productivity (practical/theoretical)	ft ² /hr 64,585 / 40,365	64,585 / 40,365	77,500 / 48,440
Minimum turning radius	in 84	84	84
Climbing ability (scrubbing/transport)	% 12/15	12/15	12/15
Max speed (scrubbing/transport)	mph 6.2/6.2	6.2/6.2	6.2/6.2

EQUIPMENT

Order No.	Description	List Price
9.879-011.0	B 260 RI Bp, D100 Disc Scrub Deck, 45" Parabolic Squeegee, 36 V 390 Ah AGM Batteries, Shelf Charger	\$47,910.32
9.879-012.0	B 260 RI Bp, R100 Cylindrical Scrub Deck, 45" Parabolic Squeegee, 36 V 390 Ah AGM Batteries, Shelf Charger	\$48,637.92
9.879-013.0	B 260 RI Bp, R120 Cylindrical Scrub Deck 53" Parabolic Squeegee, 36 V 390 Ah AGM Batteries, Shelf Charger	\$50,101.68
9.879-014.0	B 260 RI Bp, 2 SB, R100 Cylindrical Scrub Deck, 45" Parabolic Squeegee, 36 V 390 Ah AGM Batteries, Shelf Charger	\$52,387.20
9.879-062.0	B 260 RI Bp, 2 SB, R120 Cylindrical Scrub Deck, 53" Parabolic Squeegee, 36V 390 Ah AGM Batteries, Shelf Charger	\$53,945.12
9.879-063.0	B 260 RI Bp, 2 SB, R120 Cylindrical Scrub Deck, 53" Parabolic Squeegee, 36 V 650 Ah Steel Case Batteries, HE Shelf Charger	\$67,683.92
9.887-001.0	B 260 RI Bp, R100 Cylindrical scrub deck, 45" Parabolic Squeegee, 36 V 650 Ah Steel Case Batteries, HE Shelf Charger	\$62,462.32

B 260 R I ACCESSORIES

ACCESSORIES

Order No.	Item Description	
■ 5.035-344.0	Operator Key, Yellow	\$69.55
■ 5.035-348.0	Foreman Key, Gray	\$88.28
■ 2.763-035.0	D100 Disc Head (depending on model selected)	\$6,628.65
■ 2.763-033.0	R100 Cylindrical Head (depending on model selected)	\$9,886.80
■ 2.763-034.0	R120 Cylindrical Head (depending on model selected)	\$17,719.20
■ 2.644-371.0	Side brush R100 (depending on model selected)	\$3,349.10
■ 2.644-372.0	Side brush R120 (depending on model selected)	\$3,429.35
■ 4.777-104.0	Parabolic squeegee, 45-inch (for D100 or R100 scrub head)	\$1,605.00
■ 4.777-110.0	Parabolic squeegee, 53-inch (for R120 head)	\$1,963.45
■ 4.250-137.0	Squeegee blade, 45-inch, Linatex® (for D100 or R100 scrub head)	\$262.15
■ 4.250-178.0	Squeegee blade, 53-inch, Linatex® (for R120 head)	\$292.11
□ 2.644-373.0	Side scrub deck (depending on model selected)	\$7,495.35
□ 2.643-843.0	Side brush spray nozzles	\$705.13
□ 2.643-849.0	Head guard, and warning beacon	\$5,382.10
□ 2.644-363.0	Warning beacon	\$1,166.30
□ 2.644-366.0	Spotlight blue (front)	\$630.23
□ 2.644-367.0	Spotlight blue (rear)	\$630.23
□ 2.644-369.0	Squeegee ram protection	\$973.70
□ 4.250-143.0	Squeegee blade, 45-inch, polyurethane (for D100 or R100 scrub head)	\$426.93
□ 4.250-179.0	Squeegee blade, 53-inch, polyurethane (for R120 head)	\$490.06

■ Included □ Optional

See Cleaning Heads & Brushes section starting on page 76 for available options

B 260 R I COMBO



Double the cleaning and dominate dirt in half the time

The B 260 R I Combo is a heavy-duty ride-on machine that delivers outstanding cleaning results by combining the power of a scrubber and a sweeper in one. Ideal for manufacturing, warehousing, and transportation environments, this innovative machine tackles both wet spills and dry debris with ease. The B 260 R I Combo features a robust steel frame with enhanced ram protection at the side brushes, making it perfect for demanding cleaning tasks.

Clean more area safely and efficiently

- Powerful pre-sweep function collects large debris ahead of the scrubbing brushes, ensuring a thorough clean in a single pass.
- With a working speed of 6.2 mph, it's perfect for even the largest jobs. And with its large capacity tanks, you can clean longer without stopping.
- To ensure absolute safety when driving in curves, a steering angle sensor monitors the speed and reduces it as required.

Newly developed roller brush deck

- Robust steel housing for maximum strength and durability.
- Rollers can be changed in a matter of seconds without tools.
- Roller brush provides excellent cleaning results with 7 times the contact pressure compared to disc technology.



B 260 RI COMBO BP WITH R 100 HEAD

TECHNICAL SPECIFICATIONS

Cleaning path	in	45
Brush quantity	units	2
Brush diameter	in	5
Squeegee width	in	45
Tank capacity (solution/recovery)	gal	69/69
Operating noise level (standard/eco!)	dBA	73/65
Total machine battery voltage	V	36
Charger Input Voltage (standard / high efficiency)	VAC	85-265 / 480
Down pressure	lbs	330
Brush speed (min/max)	rpm	1,250
Weight with batteries	lbs	3,901
Dimensions (L x W x H)	in	107 x 49.6 x 61
Productivity (practical/theoretical)	ft ² /hr	48,440 / 77,500
Minimum turning radius	in	57
Climbing ability (scrubbing/transport)	%	15
Max speed (scrubbing/transport)	mph	6.2/6.2

EQUIPMENT

Order No.	Description	List Price
9.176-019.0	B 260 RI Combo Bp, R100 Cylindrical Scrub Deck, 45" Parabolic Squeegee, 36 V 390 Ah AGM Batteries, Shelf Charger	\$65,484.00

B 260 R I COMBO ACCESSORIES

ACCESSORIES

Order No.	Item Description	
■ 5.035-344.0	Operator Key, Yellow	\$69.55
■ 5.035-348.0	Foreman Key, Gray	\$88.28
■ 2.763-033.0	R100 Cylindrical Head	\$9,886.80
■ 2.644-371.0	Side brush R100	\$3,349.10
■ 4.777-104.0	Parabolic squeegee, 45-inch	\$1,605.00
■ 4.250-137.0	Squeegee blade, 45-inch, Linatex®	\$262.15
□ 2.644-373.0	Side scrub deck	\$7,495.35
□ 2.643-843.0	Side brush spray nozzles	\$705.13
□ 2.643-849.0	Head guard, and warning beacon	\$5,382.10
□ 2.644-363.0	Warning beacon	\$1,166.30
□ 2.644-366.0	Spotlight blue (front)	\$630.23
□ 2.644-367.0	Spotlight blue (rear)	\$630.23
□ 2.644-369.0	Squeegee ram protection	\$973.70
□ 4.250-143.0	Squeegee blade, 45-inch, polyurethane	\$426.93

■ Included □ Optional

See Cleaning Heads & Brushes section starting on page 76 for available options

B 300 R I



Saving you substantial time and money.

Every aspect of the Kärcher B 300 R I was designed to save you time, ultimately saving you money. This machine achieves up to an outstanding 178,144 ft²/hr cleaning performance. Scrub while you sweep with this dual-purpose industrial cleaner. To ensure you get a quick return on your investment we built the B 300 with a best-in-class 69-inch working width. Choose between a Kubota LPG or diesel engine or our 36V battery drive model with zero emissions for indoor applications. Never lose sight of where you are going with the commanding view from the driver's seat of the B 300.

Easy-to-use

- Scrub and sweep with one machine at the same time
- 59-inch maximum dump height of the large 47.5-gallon debris container
- Configure to suit your needs with optional side brushes and scrubbing decks on both sides



	B 300 R I DIESEL	B 300 R I LPG	B 300 R I BP
--	------------------	---------------	--------------

TECHNICAL SPECIFICATIONS

Drive		Diesel	Propane	Battery
Theoretical area performance	ft ² /hr	178,144	178,144	152,847
Practical area performance	ft ² /hr	141,545	141,545	113,021
Working width, brushes	in	41	41	41
Working width, sweeping, with 2 side brushes	in	69	69	69
Working width, scrubbing/drying, with 2 side scrubbing decks	in	65	65	65
Working width, vacuuming	in	57	57	57
Fresh/dirty water tank	gal	79.25 / 79.25	79.25 / 79.25	79.25 / 79.25
Waste container volume	gal	47.5	47.5	47.5
Max. speed	mph	7.5	7.5	5
Max. cleaning speed	mph	6.65	6.65	5
Water flow (max.)	gal/min	6	6	6
Brush speed	rpm	460	460	460
Brush contact pressure (max.)	lbs	330	330	330
Engine rating	hp	33.5	52.2	13.6
Unladen weight	lbs	3,858	3,845	5,577
Dimensions (L x W x H) (without attachments)	in	94.4 x 60.6 x 69.3	94.4 x 60.6 x 69.3	94.4 x 60.6 x 69.3
Dimensions (L x W x H) (including protective roof)	in	94.4 x 60.6 x 80.3	94.4 x 60.6 x 80.3	94.4 x 60.6 x 80.3
Voltage/battery size	V / Ah	-	-	36 / 805
Standard Charger Input Voltage	VAC	-	-	480

EQUIPMENT

Order No.	Description	List Price
9.841-430.0	B 300 R I Lpg sweeper-scrubber, with right sweep brush, working lights, warning beacon	\$89,178.08
9.841-431.0	B 300 R I Lpg sweeper-scrubber, with right sweep brush, working lights, warning beacon, left sweep brush	\$92,901.68
9.841-432.0	B 300 R I Lpg sweeper-scrubber, with right sweep brush, working lights, warning beacon, left sweep brush, tall overhead guard	\$98,037.68
9.841-433.0	B 300 R I Lpg sweeper-scrubber, with right sweep brush, working lights, warning beacon, tall overhead guard	\$94,314.08
9.841-459.0	B 300 R I Diesel sweeper-scrubber, with right sweep brush, working lights, warning beacon	\$99,734.70
9.841-460.0	B 300 R I Diesel sweeper-scrubber, with right sweep brush, working lights, warning beacon, left sweep brush	\$104,185.90
9.841-461.0	B 300 R I Diesel sweeper-scrubber, with right sweep brush, working lights, warning beacon, left sweep brush, tall overhead guard	\$110,295.60
9.841-462.0	B 300 R I Diesel sweeper-scrubber, with right sweep brush, working lights, warning beacon, tall overhead guard	\$105,844.40
9.899-897.0	B 300 R I Bp sweeper-scrubber, with right sweep brush, working lights, warning beacon	\$98,461.40

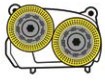
B 300 R I ACCESSORIES

ACCESSORIES

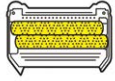
Order No.	Item Description	
■ 6.680-368.0	Main roller brush, medium hardness, 41-inches—two required	\$741.51
■ 6.680-335.0	Side sweeping brush, right side (for LPG or Diesel)	\$217.21
■ 2.644-322.0	Side sweeping brush, right side (for battery model)	\$6,594.62
■ 6.680-410.0	Front wheel complete assembly, standard (yellow)	\$2,568.00
■ 6.680-376.0	Rear wheel, complete (1)—two required	\$2,851.55
■ 6.680-372.0	Squeegee set, standard—rubber	\$500.76
■ 6.680-220.0	Main scrub deck—side squeegees (red)	\$208.65
■ 6.680-362.0	Main scrub deck—rear dust rubber	\$184.04
■ 6.654-504.0	36V/805 Ah batteries (for battery model)	\$24,973.80
■ 8.645-536.0	Charger 36V, 100A 480VAC 3ph (for battery model)	\$4,114.15
■ 6.680-371.0	Squeegee for side scrub deck	\$121.98
■ 6.680-374.0	Dust filter cartridge—polyurethane	\$531.79
■ 6.680-534.0	Recovery tank panel filter—polyurethane	\$327.42
■ 8.640-208.0	Seat belt	\$230.05
□ 6.680-369.0	Main roller brush, very hard, 41-inch—two required	\$1,792.25
□ 6.680-336.0	Side sweep brush, hard—with steel bristles	\$301.74
□ 6.680-339.0	Disc scrub brush, hard—for side scrub deck	\$686.94
□ 8.638-549.0	Left side scrub deck kit (factory install only)	\$9,763.75
□ 2.643-692.0	Left side brush (for LPG or Diesel, factory install only)	\$5,430.25
□ 2.644-323.0	Left side brush (for Bp model, factory install only)	\$5,430.25
□ 8.638-550.0	Overhead guard—4-inches lower height than "tall" design (factory install only)	\$5,852.90
□ 6.680-377.0	Front wheel and rim only, super grip tire	\$2,530.55
□ 6.680-373.0	Squeegee set, polyurethane	\$799.29
□ 6.680-370.0	Main scrub deck—side squeegees (polyurethane)	\$450.47
□ 6.680-338.0	Disc scrub brush, regular—for side scrub deck	\$204.37
□ 2.852-980.0	Reverse travel camera	\$3,391.90
□ 2.852-981.0	Blue spot light front and rear	\$970.49
□ 2.852-979.0	Squeegee ram protection	\$1,942.05
□ 2.643-693.0	Right side scrub deck with lifting arm	\$7,918.00
□ 2.852-978.0	Add-on mount kit for HD 4/11 C Bp (1.520-928.0—HD 4/11 C Bp sold separately)	\$4,360.25
□ 1.520-928.0	HD 4/11 C Bp battery powered pressure washer (mount sold separately)	\$2,680.35
□ 2.445-075.0	Battery Power+ 36/75 (2 required to operate 1.520-928.0—HD 4/11 C Bp sold separately)	\$484.71
□ 2.445-053.0	Fast Charger Battery Power+ 36V (required to charge 2.445-075.0—Battery Power+ 36/75 sold separately)	\$218.28
□ 2.853-055.0	Protection shield for a B 300 Bp	\$5,938.50

■ Included □ Optional

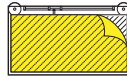
CLEANING HEADS & BRUSHES



D-Series
Disc Heads



R-Series
Cylindrical Heads



S-Series
Vibration Heads

We offer three different scrub decks to suit your unique needs. The three types R (cylindrical), D (disc) or S (vibration) each have their specific advantages. Disc decks are ideal for everyday scrubbing. Cylindrical heads are ideal for stubborn dirt or uneven surfaces. The S heads are very efficient at stripping of floors. No matter your need, Kärcher has you covered.

D 43 | 17-INCH DISC SCRUB DECK

Order No.	Description	List Price	B 40	B 60	B 80	B 110	B 150	B 260
2.763-023.0	D 43 head, 17-inch scrub deck for all battery-powered B 40 units	\$2,685.70	■					
4.762-533.0	Pad driver	\$322.07	■					
6.905-526.0	Disc microfiber pad, for daily cleaning of delicate surfaces including LVT and stone tile	\$716.90	■					
4.905-023.0	Disc brush, natural fibers	\$365.94	■					
6.369-470.0	Disc pad, red (general purpose/standard)	\$136.96	■					
4.905-022.0	Red disc brush, 17-inch	\$350.96	■					
4.905-024.0	Disc brush, white 17-inch	\$448.33	■					
4.905-025.0	Disc brush, black 17-inch	\$716.90	■					
6.369-472.0	Disc pad green (aggressive)	\$136.96	■					
6.369-473.0	Disc pad black (very aggressive)	\$136.96	■					
6.369-469.0	Disc pad white (soft)	\$136.96	■					
6.371-081.0	Disc pad beige (light aggregate)	\$120.91	■					
6.371-149.0	Disc pad, natural	\$231.12	■					

D 51 | 20-INCH DISC SCRUB DECK

Order No.	Description	List Price	B 40	B 60	B 80	B 110	B 150	B 260
2.763-026.0	D 51 head, 20" / 510mm Scrub Deck for all Battery-Powered B 40 units	\$1,776.20	■					
8.642-710.0	One Time Conversion Kit, D 51 Orbital head (for serial # 10358 and higher)*	\$4,643.80	■					
8.638-801.0	Assembly, Deck, D 51 Orbital (replacement deck assembly)	\$3,488.20	■					
4.905-026.0	Disc brush, medium grit, red, for general cleaning (standard on brush machines)	\$404.46	■					
4.905-028.0	Disc brush, very soft, for cleaning sensitive floors and polishing, white	\$313.51	■					
4.905-029.0	Disc brush, hard, for stubborn dirt and deep cleaning. Only for hard-wearing surfaces, black	\$559.61	■					
4.905-027.0	Disc brush, soft, made of natural fibers, for cleaning and polishing	\$365.94	■					
4.762-534.0	Pad driver, 19 inch, features a quick-change coupling and centerlock (standard on pad driver machines)	\$165.85	■					
6.371-271.0	Disc microfiber pad, for daily cleaning of delicate surfaces including LVT and stone tile	\$251.45	■					
6.369-079.0	Red disc pad, 20-inch, medium soft red for cleaning all types of floors, 5-pack	\$165.85	■					
6.369-078.0	Green disc pad, 20-inch, aggressive for cleaning heavily soiled floors and for deep cleaning, 5-pack	\$165.85	■					

*For serial #10357 and lower, part number 6.613-512.3 must also be ordered

D 55 | 22-INCH DISC SCRUB DECK

Order No.	Description	List Price	B 40	B 60	B 80	B 110	B 150	B 260
2.763-001.0	D 55 brush head, disc head, 22-inch	\$2,551.95		■				
4.905-015.0	Disc brush, white - soft	\$284.62		■				
4.905-016.0	Disc brush, natural bristles	\$269.64		■				
4.905-014.0	Disc brush, red, standard with D 55 head	\$224.70		■				
4.905-017.0	Disc brush, black - very aggressive	\$514.67		■				
4.762.445.0	Pad driver	\$254.66		■				
6.371-153.0	Disc pad, red (soft)	\$113.42		■				
6.371-154.0	Disc pad, green (medium)	\$113.42		■				
6.371-155.0	Disc pad, black (hard)	\$113.42		■				

D 65 | 26-INCH DISC SCRUB DECK

Order No.	Description	List Price	B 40	B 60	B 80	B 110	B 150	B 260
2.763-003.0	D 65 brush head, disc head, 26-inch	\$3,231.40		■	■			
4.905-011.0	Disc brush, white - soft	\$197.95		■	■			
4.905-012.0	Disc brush, natural bristles	\$289.97		■	■			
4.905-010.0	Disc brush, red, standard with D 65 head	\$269.64		■	■			
4.905-013.0	Disc brush, black - very aggressive	\$477.22		■	■			
4.762-446.0	Pad driver	\$284.62		■	■			
6.369-003.0	Red disc pads, set of 5	\$106.47		■	■			
6.369-002.0	Green disc pads, medium soft, green, set of 5	\$106.47		■	■			
6.369-001.0	Black disc pads, hard, set of 5	\$106.47		■	■			
6.369-959.0	Disc microfiber pad, for daily cleaning of delicate surfaces including LVT and stone tile	\$281.41		■	■			

CLEANING HEADS & BRUSHES

D 75 | 30-INCH DISC SCRUB DECK

Order No.	Description	List Price	B 40	B 60	B 80	B 110	B 150	B 260
2.763-005.0	D 75 brush head, disc head, 30-inch	\$4,531.45			■	■	■	
4.905-019.0	Disc brush, white - soft	\$284.62			■	■	■	
4.905-020.0	Disc brush, natural bristles	\$365.94			■	■	■	
4.905-018.0	Disc brush, red, standard with D 75 head	\$344.54			■	■	■	
4.905-021.0	Disc brush, black - very aggressive	\$642.00			■	■	■	
4.762-447.0	Pad driver	\$363.80			■	■	■	
6.369-791.0	Disc pad, red (soft)	\$105.40			■	■	■	
6.369-790.0	Disc pad, green (medium)	\$115.56			■	■	■	
6.369-789.0	Disc pad, black (hard)	\$115.56			■	■	■	
6.371-078.0	Disc microfiber pad, for daily cleaning of delicate surfaces including LVT and stone tile	\$313.51			■	■	■	

D 90 | 36-INCH DISC SCRUB DECK

Order No.	Description	List Price	B 40	B 60	B 80	B 110	B 150	B 260
2.763-008.0	D 90 brush head, disc, 36-inch	\$6,933.60						■
4.905-003.0	Disc brush, red, standard with D 90 head	\$365.94						■
4.905-004.0	Disc brush, natural bristles	\$379.85						■
4.905-005.0	Disc brush, white - soft	\$464.38						■
4.905-006.0	Disc brush, black - very aggressive	\$746.86						■
4.762-493.0	Pad driver	\$345.61						■
6.369-022.0	Disc pad, black - hard	\$129.47						■
6.369-023.0	Disc pad, green - medium	\$129.47						■
6.369-024.0	Disc pad, red - soft	\$129.47						■

D 100 | 40-INCH DISC SCRUB DECK

Order No.	Description	List Price	B 40	B 60	B 80	B 110	B 150	B 260
2.763-035.0	D 100 scrub deck, disc, 40 inch	\$6,628.65						■
4.905-026.0	Disc brush, medium grit, red, for general cleaning (standard on brush machines)	\$404.46						■
4.905-028.0	Disc brush, very soft, for cleaning sensitive floors and polishing, white	\$313.51						■
4.905-027.0	Disc brush, soft, made of natural fibers, for cleaning and polishing	\$365.94						■
4.905-029.0	Disc brush, hard, for stubborn dirt and deep cleaning. Only for hard-wearing surfaces, black	\$559.61						■

O 51 | 20-INCH ALUMINUM ORBITAL SCRUB DECK

Order No.	Description	List Price	B 40	B 50	B 60	B 80	B 110	B 150	B 260
6.369-077.0	Black pad 508 mm (kit 5 pcs), for O51 model	\$165.85		■					
6.369-078.0	Green pad, for O51 model	\$165.85		■					
6.369-079.0	Red pad, 508 mm (5 pcs kit), for O51 model	\$165.85		■					
6.370-273.0	Disc brush, for O51 model	\$216.14		■					
6.371-030.0	Pad SPP 51, for O51 model	\$156.22		■					
6.371-271.0	Microfiber pad, for O51 model	\$251.45		■					

R 45 | 18-INCH CYLINDRICAL SCRUB DECK

Order No.	Description	List Price	B 40	B 60	B 80	B 110	B 150	B 260
2.763-020.0	R 45 head, 18-inch scrub deck for non-traction drive machines (for C Units)	\$1,984.85	■					
2.763-019.0	R 45 head, 18-inch scrub deck for traction drive machines (for W Units)	\$2,685.70	■					
4.762-392.0	Cylindrical red brush, medium stiff bristles for all-around cleaning on smooth and textured floors	\$179.76	■					
4.762-405.0	Cylindrical white brush, soft bristles for gentle cleaning on all-surface floors	\$269.64	■					
4.762-406.0	Cylindrical orange brush, high-low bristles for cleaning all grouted surface floors	\$289.97	■					
4.762-407.0	Cylindrical green brush, stiff bristles for aggressive cleaning on irregular surface floors	\$523.23	■					
4.762-408.0	Cylindrical black brush, extremely stiff bristles for stubborn dirt on rugged floors	\$530.72	■					
4.762-413.0	Cylindrical pad shaft (required for all brushes below)	\$612.04	■					
4.114-009.0	Cylindrical microfiber pad, for daily cleaning of delicate surfaces including LVT and stone tile	\$358.45	■					
6.367-105.0	Cylindrical pad, yellow (soft)	\$335.98	■					
6.367-107.0	Cylindrical pads, red, general purpose	\$335.98	■					
6.367-108.0	Cylindrical pad, white, (very soft) for high-gloss floors	\$327.42	■					
6.367-106.0	Cylindrical pad, green (hard & aggressive)	\$335.98	■					

CLEANING HEADS & BRUSHES

R 55 | 22-INCH CYLINDRICAL SCRUB DECK

Order No.	Description	List Price	B 40	B 50	B 60	B 80	B 110	B 150	B 260
2.763-013.0	R 55 head, 22-inch scrub deck for non-traction drive machines (for B 40 C units)	\$2,744.55	■						
2.763-011.0	R 55 head, 22-inch scrub deck for traction drive machines (for B 40 W)	\$2,380.75	■						
4.035-184.0	Cylindrical red brush, 22-inch, medium stiff bristles, all-around cleaning, smooth and textured floors	\$153.01	■	■					
4.762-409.0	Cylindrical white brush, 22-inch, soft	\$350.96	■	■					
4.762-410.0	Cylindrical orange brush, 22-inch, high/low bristles for uneven floors	\$374.50	■	■					
4.762-411.0	Cylindrical green brush, 22-inch, hard bristles	\$620.60	■	■					
4.762-412.0	Cylindrical brush black 22-inch	\$708.34	■						
4.762-415.0	Cylindrical pad shaft, 22-inch, 2 required	\$497.55	■	■					
8.635-692.0	Cylindrical, stripping 22-inch	\$175.48	■						
4.114-010.0	Cylindrical microfiber pad, 22-inch, for daily cleaning of delicate surfaces including LVT and stone tile	\$409.81	■	■					
6.369-732.0	Yellow pad, 22-inch	\$246.10	■						
6.369-734.0	Red pad, 22-inch, medium grit for all-around cleaning on smooth and textured floors	\$186.18	■	■					
6.369-735.0	White pad, includes sleeve, 22-inch	\$245.03	■						
6.369-733.0	Green pad, 22-inch	\$193.67	■	■					
2.763-002.0	R 55 head, cylindrical, 22-inch	\$4,280.00				■			
6.906-977.0	Cylindrical brush, white, soft	\$350.96				■			
4.035-193.0	Cylindrical brush, red, standard with R 55 head	\$116.63				■			
6.906-978.0	Cylindrical brush, orange, hi-lo grout brush	\$322.07				■			
6.906-979.0	Cylindrical brush, green, hard	\$582.08				■			
6.906-980.0	Cylindrical brush, black, very aggressive	\$671.96				■			
8.635-692.0	Cylindrical, stripping 22-inch	\$175.48				■			
4.762-432.0	Cylindrical brush, red (2 required)	\$634.51				■			
6.369-389.0	White cylindrical pad, extra soft, set of 20	\$119.84				■			
6.369-454.0	Yellow cylindrical pad, soft, set of 20	\$119.84				■			
6.369-455.0	Green cylindrical pad, hard, set of 20	\$117.70				■			

R 55 | 22-INCH ALUMINUM CYLINDRICAL SCRUB DECK

Order No.	Description	List Price	B 40	B 50	B 60	B 80	B 110	B 150	B 260
2.763-052.0	R 55 aluminum scrub deck, 22-inch scrub deck	\$2,589.40				■			
4.762-409.0	Cylindrical white brush, 22-inch, soft	\$350.96				■			
4.035-184.0	Cylindrical red brush, 22-inch, standard	\$153.01				■			
4.762-410.0	Cylindrical orange brush, 22-inch, hi-lo specialty	\$374.50				■			
4.762-411.0	Cylindrical green brush, 22-inch, aggressive	\$620.60				■			
4.762-412.0	Cylindrical black brush, 22-inch, very aggressive	\$708.34				■			
4.762-415.0	Aluminum Shaft	\$497.55				■			
4.762-415.0	Cylindrical microfiber sleeve	\$497.55				■			
8.635-692.0	Cylindrical stripping sleeve	\$175.48				■			

R 65 | 26-INCH CYLINDRICAL SCRUB DECK

Order No.	Description	List Price	B 40	B 60	B 80	B 110	B 150	B 260
2.763-004.0	R 65 brush head, cylindrical, 26-inch	\$2,979.95			■	■		
6.906-981.0	Cylindrical white brush, soft	\$417.30			■	■		
4.035-187.0	Cylindrical red brush	\$119.84			■	■		
6.906-982.0	Cylindrical orange brush, high-low for grout	\$379.85			■	■		
6.906-983.0	Cylindrical green brush, hard	\$663.40			■	■		
6.906-984.0	Cylindrical black brush, very aggressive	\$732.95			■	■		
4.762-433.0	Cylindrical Pad Shaft	\$694.43			■	■		
6.369-389.0	White cylindrical pad, extra soft, set of 20	\$119.84			■	■		
6.369-454.0	Yellow cylindrical pad, soft, set of 20	\$119.84			■	■		
6.369-455.0	Green cylindrical pad, hard, set of 20	\$117.70			■	■		
6.369-456.0	Red cylindrical pad, medium, set of 20	\$117.70			■	■		

R 75 | 30-INCH ALUMINUM CYLINDRICAL SCRUB DECK

Order No.	Description	List Price	B 40	B 60	B 80	B 110	B 150	B 260
2.763-047.0	R 75 Aluminum brush head, cylindrical, 30-inch	\$4,360.25				■	■	
6.907-729.0	Cylindrical white brush, soft, 30-inch	\$481.50				■	■	
4.035-605.0	Cylindrical red brush, 30-inch	\$322.07				■	■	
6.907-730.0	Cylindrical orange brush, high-low for grout, 30-inch	\$574.59				■	■	
6.907-731.0	Cylindrical green brush, hard, 30-inch	\$798.22				■	■	
6.907-732.0	Cylindrical black brush, very aggressive, 30-inch	\$890.24				■	■	

CLEANING HEADS & BRUSHES

R 75 | 30-INCH CYLINDRICAL SCRUB DECK

Order No.	Description	List Price	B 40	B 60	B 80	B 110	B 150	B 260
2.763-006.0	R 75 brush head, cylindrical, 30-inch	\$4,151.60			■			
6.906-985.0	Cylindrical brush, white, soft	\$523.23			■			
6.907-415.0	cylindrical brush, red, standard with R 75 head	\$254.66			■			
6.906-986.0	Cylindrical brush, orange, hi-lo grout brush	\$470.80			■			
6.906-987.0	Cylindrical brush, green, hard	\$834.60			■			
6.906-988.0	Cylindrical brush, black, very aggressive	\$858.14			■			
4.762-434.0	Cylindrical pad shaft	\$701.92			■			
6.369-389.0	White cylindrical pad, extra soft, set of 20	\$119.84			■			
6.369-454.0	Yellow cylindrical pad, soft, set of 20	\$119.84			■			
6.369-455.0	Green cylindrical pad, hard, set of 20	\$117.70			■			
6.369-456.0	Red cylindrical pad, medium, set of 20	\$117.70			■			

R 85 | 34-INCH ALUMINUM CYLINDRICAL SCRUB DECK

Order No.	Description	List Price	B 40	B 60	B 80	B 110	B 150	B 260
2.763-048.0	R 85 Aluminum brush head, cylindrical, 34-inch	\$5,103.90						■
6.907-772.0	Cylindrical white brush, soft, 34-inch	\$469.73						■
4.035-606.0	Cylindrical red brush, 34-inch	\$400.18						■
6.907-734.0	Cylindrical orange brush, high-low for grout, 34-inch	\$618.46						■
6.907-735.0	Cylindrical green brush, hard, 34-inch	\$975.84						■
6.907-736.0	Cylindrical black brush, very aggressive, 34-inch	\$1,075.35						■

R 100 | 40-INCH CYLINDRICAL SCRUB DECK

Order No.	Description	List Price	B 40	B 60	B 80	B 110	B 150	B 260
2.763-033.0	R 100 brush head, cylindrical, 40 inch	\$9,886.80						■
6.906-993.0	40-inch cylindrical brush, white, soft	\$851.72						■
4.035-183.0	40-inch cylindrical brush, red, medium stiff bristles (for pre 2024 models, check for compatibility)	\$549.98						■
4.250-180.0	40-inch cylindrical brush, red, medium stiffness (for 2024 models or later, check for compatibility)	\$433.35						■
6.906-994.0	40-Inch cylindrical brush, orange, hi-lo grout brush	\$1,171.65						■
6.906-995.0	40-Inch cylindrical brush, green, hard (for pre 2024 models, check for compatibility)	\$1,013.29						■
NEW 5.250-526.0	40-Inch cylindrical brush, green, hard (for 2024 models or later, check for compatibility)	\$1,064.65						■
6.906-996.0	40-Inch cylindrical brush, black, aggressive (for pre 2024 models, check for compatibility)	\$1,481.95						■
5.250-408.0	40-inch cylindrical brush, black, aggressive (for 2024 models or later, check for compatibility)	\$984.40						■
4.762-436.0	Cylindrical pad shaft	\$559.61						■
6.371-076.0	Green cylindrical pad, hard, set of 20	\$307.09						■
6.371-077.0	Red cylindrical pad, medium, set of 20	\$307.09						■

R 120 | 47-INCH CYLINDRICAL SCRUB DECK

Order No.	Description	List Price	B 40	B 60	B 80	B 110	B 150	B 260
2.763-034.0	R 120 scrub deck, cylindrical, 47 inch	\$17,719.20						■
6.906-853.0	48-inch cylindrical brush, red, medium stiffness (for pre 2024 models, check for compatibility)	\$873.12						■
4.250-181.0	48-inch cylindrical brush, red, medium stiffness (for 2024 models or later, check for compatibility)	\$668.75						■
6.906-855.0	48-inch cylindrical brush, white, soft	\$1,294.70						■
6.906-854.0	48-inch cylindrical brush, orange, medium, high-low	\$1,337.50						■
NEW 5.250-527.0	48-inch cylindrical brush, green, hard (for 2024 models or later, check for compatibility)	\$1,380.30						■
6.906-856.0	48-inch cylindrical brush, black, very hard (for pre 2024 models, check for compatibility)	\$1,669.20						■
5.250-489.0	48-inch cylindrical brush, black, very hard (for 2024 models or later, check for compatibility)	\$1,230.50						■
4.762-498.0	48-inch cylindrical pad shaft (cylindrical pads not Included)	\$612.04						■
6.371-077.0	Red cylindrical pad, medium, set of 20	\$307.09						■
6.371-076.0	Green cylindrical pad, hard, set of 20	\$307.09						■
4.777-415.0	56-inch curved squeegee bar for R 120 deck	\$1,942.05						■

S 65 | 26-INCH VIBRATION SCRUB DECK

Order No.	Description	List Price	B 40	B 60	B 80	B 110	B 150	B 260
2.763-030.0	S 65 brush head, oscillating scrub deck, 26-inch	\$4,879.20		■	■			
4.036-063.0	S 65 orbital head connection kit, required for connecting S 65 orbital, B 60 and B 80 units (required)	\$547.84		■	■			
8.635-789.0	Pad, S 65 surface prep, package of 5	\$274.99		■	■			
8.635-788.0	Pad, S 65, red, package of 5	\$208.65		■	■			
8.635-836.0	Pad, S 65, white, package of 5	\$208.65		■	■			

EB 30/1



The quick clean-up tool.

This ultra-quiet and compact sweeper is perfect for quick clean-ups in busy and crowded areas. The rechargeable battery pack ensures safety by eliminating trip hazards. The EB 30/1 is built to handle small cleaning jobs in professional working environments.

Designed for high-traffic environments

- Cordless electric sweeper designed for commercial applications.
- Flexible and professional interim clean-up
- Powerful, rechargeable battery provides for up to 45 minutes of operation on hard surface, and up to 30 minutes on carpet.
- Extremely quiet operation allows for cleaning even during business hours, making it ideal for use in noise sensitive areas
- Optional high-speed battery charger available for complete charging in 50 minutes

EB 30/1

TECHNICAL SPECIFICATIONS

Cleaning path	in	12
Container capacity	in ³	67
Operating noise level	dBA	56
Battery runtime	min	30 - 45
Standard battery charge time	hr	1
Weight	lbs	6
Dimensions (L x W x H)	in	10 x 12 x 43

EQUIPMENT

Order No.	Description	List Price
1.545-121.0	EB 30/1, lithium-ion battery-operated sweeper	\$316.72

ACCESSORIES

Order No.	Description	List Price
■ 6.654-328.0	Lithium-ion battery	\$119.84
■ 6.654-197.0	Quick battery charger for EB 30/1	\$264.29
■ 4.762-400.0	Cylindrical brush	\$39.59
□ 4.762-401.0	Cylindrical stiff red brush, for hard-wearing surfaces	\$47.72

■ Included □ Optional

CVS 65/1 BP



The carpet specialist for different carpet styles.

The CVS 65/1 Bp Pack is an impressive battery-operated carpet sweeper that also works well on hard surfaces. The 36V lithium-ion battery allows for up to 60 minutes of continuous operation, or 19,375 sq ft, on a single charge. The efficient, two-step filter system comprising of a pre-filter and a PTFE-coated flat pleated filter for dust classes L and M ensures dust-free working, while its low operating noise of just 56 dB(A) also allows for use in noise-sensitive areas.

Optimized sweeping

- High productivity
- Big carpet surfaces can be cleaned up efficiently in short time

36/75 Power+ Battery

- Easily note remaining battery capacity
- Productive and efficient use of the machine
- Possible to run several machines on the same battery platform



CVS 65/1 BP

TECHNICAL SPECIFICATIONS

Cleaning path/width - main broom	in	18
Cleaning path/width with 1 sb	in	26
Side broom diameter	in	10
Debris container capacity	gal	5
Practical productivity	sq. ft/hr	19,375
Operating noise level	dB(A)	56
Sweeping method	direct/overthrow	direct
Weight	lbs	88
Dimensions (LxWxH)	in	30 x 26.5 x 21

EQUIPMENT

Order No.	Description	List Price
1.517-302.0	CVS 65/1 Bp	\$5,847.55

ACCESSORIES

Order No.	Description	List Price
■ 2.445-075.0	Battery Power+ 36V/75	\$484.71
■ 2.445-053.0	Fast Charger Battery Power+ 36V	\$218.28
■ 2.886-002.0	Main broom antistatic	\$340.26
■ 2.884-355.0	Side brush standard	\$44.08
■ 6.907-449.0	Flat dust filter	\$216.14
□ 5.745-280.0	Pre-filter	\$144.45
□ 5.032-196.0	Homebase bag	\$114.49
□ 2.884-358.0	Set of 10 disposal bags	\$40.34

■ Included □ Optional

KM 70/20 C



The perfect machine for spot cleaning, and smaller areas.

Speedy sweeping and painless maintenance rolled into one convenient package. This sweeper provides superior sweeping performance in a compact manual push sweeper. It is built to be rugged and durable for long life.

Large dirt container

- Ergonomic container grip for easy handling and emptying
- Flat storage area allows for carrying additional items such as a waste can

Prominent dust filter

- The dust filter cleans the exhaust air and prevents dust from flying up during sweeping
- Filter system is easily accessible for quick and easy replacement

NEW



KM 70/20 C

TECHNICAL SPECIFICATIONS

Cleaning path/width - main broom	in	19
Cleaning path/width with 1 sb	in	28
Cleaning path/width with 2 sb	in	36
Side broom diameter	in	13
Debris container capacity	gal	11
Practical productivity	sq. ft/hr	30,100 / 42,200
Weight	lbs	46.3
Dimensions (LxWxH)	in	34 x 30 x 16

EQUIPMENT

Order No.	Description	List Price
1.517-130.0	KM 70/20 C, twenty eight inch walk-behind sweeper	\$961.93
1.517-131.0	KM 70/20 C 2SB, twenty eight inch walk-behind sweeper, dual brushes	\$1,096.75

ACCESSORIES

Order No.	Description	List Price
■ 6.907-783.0	Main broom, water-resistant bristles, extremely durable, suitable for all types of surfaces	\$196.88
■ 2.644-447.0	Side broom, water-resistant bristles, extremely durable, suitable for all types of surfaces	\$78.65
■ 2.644-435.0	Dust Filter	\$23.01
□ 2.855-249.0	Home Base waste bucket 15L	\$85.07
□ 6.903-999.0	Hard main broom, water-resistant bristles, extremely durable, suitable for all types of surfaces	\$340.26
■ Included □ Optional		

KM 70/30 C BP



Quietly sweeping hard or soft floors.

Powered by a battery-operated main broom, side brush, and dust fan, this sweeper offers enhanced working comfort. With minimal effort required, users can effortlessly clean corners and hard-to-reach areas. User-friendly features such as an easy adjust broom height and an adjustable handle height make this a popular machine with those who use it. The 36V Power+ L-ion battery has a run time up to 120 minutes, and can be interchanged with other equipment in the Kärcher battery universe.

Exchangeable lithium-ion battery

- Fast and intermediate charging for longer operating times and higher productivity
- Displays the remaining battery run time when sweeping

We thought of you

- For a wide range of applications indoors and outdoors, with a particularly quiet battery drive system at 51 dBA.
- Features Active Dust Control with a separate fan and flat pleated filter for dustless sweeping indoors
- Simple adjustment of the main cylindrical broom and side broom.

KM 70/30 C BP ADV

TECHNICAL SPECIFICATIONS

Cleaning path/width with 2 side brooms	in	38
Side broom diameter	in	13
Debris container capacity	gal	11
Practical productivity	sq. ft/hr	42,150
Battery	V/Ah	36 / 7.5
Operating noise level	dBA	51
Weight	lbs	72.75
Dimensions (LxWxH)	in	47 x 30.3 x 42

EQUIPMENT

Order No.	Description	List Price
1.517-233.0	KM 70/30 C Bp 25B, twenty eight inch walk-behind sweeper	\$4,809.65

ACCESSORIES

Order No.	Description	List Price
■ 6.907-783.0	Main broom, water-resistant bristles, extremely durable, suitable for all types of surfaces	\$196.88
■ 2.644-447.0	Side broom, water-resistant bristles, extremely durable, suitable for all types of surfaces	\$78.65
■ 6.904-367.0	Dust Filter	\$78.65
■ 2.445-075.0	Battery Power+ 36/75	\$484.71
■ 2.445-053.0	Fast Charger Battery Power+ 36V	\$218.28
□ 2.855-249.0	Home Base waste bucket 15L	\$85.07
□ 6.903-999.0	Hard main broom, water-resistant bristles, extremely durable, suitable for all types of surfaces	\$340.26
■ Included	□ Optional	

KM 75/40 W BP



Self-propelled for increased productivity.

Big enough to get the job done, but maneuverable to clean congested areas, count on the KM 75/40 W Bp for your sweeping needs. This machine provides the versatility to clean anywhere—carpet or hard floors, indoors or out. We built it to perform day in and day out in the toughest commercial applications.

Highly productive

- Cleans effectively indoors and out for increased versatility
- Self-propelled, 30 inch cleaning path for increased productivity
- Easy to understand controls increase operator effectiveness
- Over throw sweeping system with an easily removed hopper make emptying quick and efficient

Improved air quality

- Active dust control system provides better air quality
- Air is vacuumed through a high-efficiency automotive style filter
- Manual filter shaker for easy cleaning and consistent results
- Wet-sweep bypass for cleaning wet surfaces

KM 75/40 W BP

TECHNICAL SPECIFICATIONS

Cleaning path/width - main broom	in	22
Cleaning path/width with 1 sb	in	30
Side broom diameter	in	16.5
Debris container capacity	gal	10.5
Practical productivity	sq. ft/hr	36,328
Operating noise level	dBa	64
Sweeping method	direct/overthrow	overthrow
Weight	lbs	172
Dimensions (LxWxH)	in	56 x 30 x 46.5

EQUIPMENT

Order No.	Description	List Price
9.840-739.0	KM 75/40 W Bp, thirty inch walk-behind sweeper	\$9,704.90

ACCESSORIES

Order No.	Description	List Price
■ 8.631-173.0	Battery, 12V AGM 70 Ah	\$614.18
■ 8.629-377.0	Automatic shelf charger, 24V, 24A, 115V, standard on AGM models	\$737.23
■ 6.905-626.0	Side Broom, Soft Bristle	\$190.46
■ 6.906-884.0	Main Broom	\$425.86
■ 5.731-635.0	Flat pleated filter—plastic filter, water resistant, washable, reduces maintenance costs	\$197.95
□ 6.634-201.0	Red key	\$24.29
□ 6.905-625.0	Side broom, hard for heavy-duty cleaning	\$190.46
□ 6.906-885.0	Main Broom, Hard Bristle	\$547.84
□ 6.906-950.0	Anti-Static Rolling Brush	\$533.93
□ 2.641-571.0	Carpet Sweeping Kit (includes fluff filter, anti-static cylindrical brush and triple caster)	\$1,819.00
□ 6.906-886.0	Main cylindrical broom, soft/natural - specifically designed with natural bristles for sweeping fine dust on smooth indoor floors.	\$897.73

■ Included □ Optional

KM 85/50 R BP



Compact, agile and intuitive.

The KM 85/50 R Bp is a battery-powered ride-on sweeper perfect for confined and congested areas. Its compact design and high maneuverability make cleaning faster than ever in narrow corridors and around sharp corners. It is extremely easy to operate and maintain, and boasts impressive area performance outdoors.

Efficient filter system

- Polyester flat pleated filter
- Effective cleaning with dual scraper

Ergonomic design for enhanced performance and comfort

- Clear and simple operation for all components
- Easy, tool-free seat adjustment for operator comfort
- Adjustable rotation speed depending on type of dirt
- Drives through door openings as narrow as 36"



KM 85/50 R BP

TECHNICAL SPECIFICATIONS

Cleaning path/width - main broom	in	24.2
Cleaning path/width with 1 sb	in	33.5
Cleaning path/width with 2 sb	in	41.3
Side broom diameter	in	16.5
Debris container capacity	gal	13.2
Practical productivity - 1 / 2 sb	sq. ft/hr	32,940 / 40,685
Operating noise level	dB(A)	69
Sweeping method	direct/overthrow	direct
Weight	lbs	555
Dimensions (LxWxH)	in	50 x 35 x 46

EQUIPMENT

Order No.	Item Description	List Price
9.841-453.0	KM 85/50 R Bp Wet, 1 side broom, shelf charger	\$14,733.90
9.841-454.0	KM 85/50 R Bp AGM, 1 side broom, shelf charger	\$15,440.10

ACCESSORIES

Order No.	Item Description	List Price
■ 4.762-430.0	Main brush, standard	\$600.27
■ 6.906-132.0	1-side brush, standard	\$220.42
■ 6.435-773.0	Pneumatic tire (1 each)	\$219.35
■ 5.731-585.0	Flat Filter complete	\$250.38
■ 4.037-142.0	Key complete key switch	\$18.19
□ 6.435-431.0	Solid rubber non-marking wheel	\$695.50
□ 4.762-442.0	Main brush, soft	\$600.27
□ 4.762-443.0	Main brush, hard	\$471.87
□ 4.762-441.0	Main brush, antistatic	\$889.17
□ 6.905-626.0	Side brush, soft	\$190.46
□ 6.905-625.0	Side brush, hard	\$190.46
□ 2.852-499.0	Carpet cleaning kit	\$2,257.70
□ 2.852-321.0	Additional left side brush kit	\$1,979.50
□ 2.852-500.0	Warning beacon	\$1,042.18
□ 5.035-488.0	Home Base kit (adapter and cable hook)	\$7.33
□ 6.980-077.0	Double Hook (requires 5.035-488.0)	\$13.27

■ Included □ Optional

KM 100/120 R BP



Maximize productivity and clean any environment.

This configurable ride-on sweeper is designed to minimize your total cost of cleaning. It is perfect for larger cleaning tasks whether they are indoors or out.

Clean for long periods with easy debris disposal

- Debris container holds up to 31 gallons of dirt
- Easy waste disposal due to the hydraulic container emptying high dump (>4ft 11in)
- Up to 3.5 hours of run time with a fully charged battery

Easy operation, high productivity

- Operator functions are color coded yellow
- Working speed of 4.35 mph results in higher productivity
- Convenient operation with logically linked function

KM 100/120 R BP

TECHNICAL SPECIFICATIONS

Cleaning path	in	28.7-50
Brush quantity	units	1-4
Brush diameter	in	5
Main broom speed	rpm	600
Debris bin capacity	gal	31.7
Debris bin emptying height	inch	60
Total machine battery voltage	V	24
Filter area	ft²	64.5
Productivity (practical/theoretical)	ft²/hr	75,577
Climbing ability	%	18
Weight with batteries	lbs	1,580
Dimensions (L x W x H)	in	67 x 47 x 54

EQUIPMENT

Order No.	Description	List Price
9.899-870.0	KM 100/120 R Bp, AGM batteries, shelf charger	\$32,538.70

ACCESSORIES

Order No.	Description	List Price
■ 6.905-095.0	Main broom	\$894.52
■ 6.905-986.0	Side broom	\$363.80
■ 8.629-184.0	Battery pack 24V, 6v, AGM, 3 required	\$1,663.85
■ 8.642-664.0	Battery charger, 24V, 50A	\$1,492.65
■ 6.414-532.0	Round filter	\$699.78
■ 6.815-172.0	Key	\$19.26
□ 2.853-095.0	Deluxe seat add-on kit	\$1,471.25
□ 2.852-913.0	Left side broom add-on kit	\$3,440.05
□ 2.853-034.0	4 Side broom add-on kit	\$9,694.20
□ 2.852-491.0	Ram protection add-on kit	\$1,514.05
□ 2.853-030.0	Vacuum add-on kit	\$723.32
□ 2.853-048.0	Wheel set, hard, non-chalking	\$1,440.00
□ 2.852-835.0	Water spray add-on kit	\$3,916.20
□ 2.852-828.0	Overhead guard	\$8,570.70
□ 2.853-092.0	Blue spotlight add-on kit	\$857.07
□ 2.853-042.0	Rear light add-on kit	\$446.19
□ 2.853-094.0	Work lighting add-on kit	\$735.09
□ 2.852-863.0	STVZO add-on kit	\$28.57
□ 2.852-911.0	Warning beacon revolving signal add-on kit	\$1,225.15
□ 6.905-190.0	Main broom, soft	\$735.09
□ 6.905-191.0	Main broom, hard	\$536.07
□ 6.906-133.0	Side broom, soft	\$208.65
□ 6.906-065.0	Side broom, hard	\$192.60

■ Included □ Optional

KM 105/180 R BP CLASSIC



Configurable for heavy-duty operations.

The KM 105/180 R Bp Classic is our new entry class Industrial sweeper for sweeping large amounts of dust and coarse dirt outdoors as well as heavily soiled indoor areas. This machine includes a robust steel frame and hydraulic traction drive in combination with other high-quality components. A reliable pocket filter system is integrated as standard, which is cleaned at frequent intervals via the automatic filter cleaning system. It delivers excellent cleaning performance and is easy to service, making this ride-on sweeper a great addition to your cleaning operation.

Simple & intuitive operation

- The control panel and operating elements are clearly arranged and easily accessible in the ergonomically designed cockpit.
- Enjoy economic sweeping on large surfaces with the 47 gallon waste container and over 4 foot hydraulic container lift



KM 105/180 R BP CLASSIC (WET)

KM 105/180 R BP CLASSIC (AGM)

TECHNICAL SPECIFICATIONS

Specification	Unit	KM 105/180 R BP CLASSIC (WET)	KM 105/180 R BP CLASSIC (AGM)
Cleaning path/width - main broom	in	30.7	30.7
Cleaning path/width - 1 side broom	in	41	41
Cleaning path/width - 2 side brooms	in	53	53
Side broom diameter	in	23	23
Debris container capacity	gal	47	47
Practical productivity - 1 side broom	sq. ft/hr	54,250	54,250
Operating Noise Level	dBA	70	70
Maximum dumping height	in	52.75	52.75
Minimum turning radius	ft	4.05	4.05
Sweeping method	direct/overthrow	direct	direct
Maximum working speed	mph	3.7	3.7
Maximum climbing ability	% grade	14	14
Weight	lbs	1,750	1,830
Dimensions	in	73 x 42 x 55	73 x 42 x 55

EQUIPMENT

Order No.	Description	List Price
9.841-468.0	KM 105/180 R Bp Classic, 1 side broom, Wet batteries	\$42,971.20
9.841-469.0	KM 105/180 R Bp Classic, 1 side broom, AGM batteries	\$43,773.70

ACCESSORIES

Order No.	Description	List Price
■ 6.981-053.0	Main Roller Brush, regular - standard	\$631.30
■ 6.981-049.0	Side Brush, regular - standard	\$282.48
■ 6.981-063.0	Pocket filter, white - standard	\$1,562.20
■ 4.515-116.0	Wheel set, solid rubber (two front, one rear tire) - standard	\$2,610.80
■ 6.987-930.0	Ignition key	\$17.66
□ 2.852-812.0	Dust control cover for side broom	\$899.87
□ 6.981-054.0	Main brush, soft	\$720.11
□ 6.981-055.0	Main brush, hard	\$720.11
□ 6.981-050.0	Side brush, soft	\$282.48
□ 6.981-051.0	Side brush, hard	\$282.48
□ 6.981-062.0	Pocket filter, green	\$2,279.10
□ 4.515-117.0	Wheel set, solid rubber, non-marking (two front, one rear tires)	\$3,172.55
□ 8.644-226.0	Overhead guard, factory install	\$3,932.25
□ 8.644-227.0	Left side broom, factory install	\$3,991.10
□ 8.644-228.0	Water spray dust control system, factory install	\$4,092.75
□ 8.644-229.0	Front/rear lights, factory install	\$991.89
□ 8.644-230.0	Blue spot light, factory install	\$603.48

■ Included □ Optional

KM 130/300 R BP OR LPG



High capacity and power for heavy-duty use.


This powerful sweeper with fully hydraulic traction drive and sweeping system cleans all industrial surfaces effortlessly – from fine dust to construction waste. High working and transport speed and simple no-tools brush roller replacement shorten prep times and increase efficiency.

User-friendly design

- Easy-Operation design with low noise level
- Fully hydraulic drive and sweeping system

Efficient long-life filter

- Effective filter cleaning with dual scraper for dust free sweeping



KM 130/300 R BP / KM 130/300 R BP 2SB

KM 130/300 R LPG / KM 130/300 R LPG 2SB

TECHNICAL SPECIFICATIONS

Power / Drive		36 V / 5 kw / DC motor	17.5 kw / Four-stroke Lpg engine – Kubota
Practical area performance, 2 sb	ft² / hr	84,500	126,750
Working width - main broom	in	39	39
Working width with 1/2 side brushes	in	51 / 61	51 / 61
Waste container capacity	gal	79.3	79.3
Standard Charger Input Voltage	VAC	120	120
Climbing capacity	%	12	18
Working speed	mph	4	6
Filter area	ft²	56	56
Weight	lbs	2,900	1,875
Dimensions (L x W x H)	in	81 x 52 x 56	81 x 52 x 56

EQUIPMENT

Order No.	Description	List Price
9.841-326.0	KM 130/300 R Bp STL	\$69,410.90
9.841-327.0	KM 130/300 R Bp, Overhead Guard, STL	\$71,112.20
9.841-328.0	KM 130/300 R Bp, Overhead Guard, Front/Rear Lights, STL	\$73,209.40
9.841-329.0	KM 130/300 R Bp 2SB STL	\$73,113.10
9.841-330.0	KM 130/300 R Bp 2SB, Overhead Guard, STL	\$74,771.60
9.841-331.0	KM 130/300 R Bp 2SB, Overhead Guard, Front/Rear Lights, STL	\$76,879.50
9.841-332.0	KM 130/300 R Bp STL High-Efficiency Charger	\$71,529.50
9.841-333.0	KM 130/300 R Bp, Overhead Guard, STL, High-Efficiency	\$73,209.40
9.841-334.0	KM 130/300 R Bp, Overhead Guard, Front/Rear Lights, STL High-Efficiency Charger	\$75,317.30
9.841-335.0	KM 130/300 R Bp 2SB STL High-Efficiency Charger	\$75,231.70
9.841-336.0	KM 130/300 R Bp 2SB, Overhead Guard, STL, High-Efficiency	\$76,879.50
9.841-337.0	KM 130/300 R Bp 2SB, Overhead Guard, Front/Rear Lights, STL	\$78,998.10
9.841-398.0	KM 130/300 R Lpg Base machine (1 side brush)	\$47,448.08
9.841-402.0	KM 130/300 R Lpg Base machine with Overhead Guard	\$49,365.52
9.841-403.0	KM 130/300 R Lpg Base machine with Overhead Guard and Working Lights	\$50,966.24
9.841-399.0	KM 130/300 R Lpg 2SB	\$50,529.68
9.841-400.0	KM 130/300 R Lpg 2SB with Overhead Guard	\$52,464.24
9.841-401.0	KM 130/300 R Lpg 2SB with Overhead Guard and Working Lights	\$54,056.40

KM 130/300 R ACCESSORIES

ACCESSORIES

Order No.	Description	List Price
■ 6.987-438.0	Main Roller Brush, regular, 39" (1000 mm) – standard for Bp machine	\$564.96
■ 6.987-083.0	Side Brush, regular	\$306.02
■ 4.515-328.0	Front Wheel, solid rubber, puncture-proof, non-marking (set of 2)	\$2,648.25
■ 6.988-158.0	Flat pleat filter, green, standard, 2 required	\$812.13
■ 8.636-996.0	Battery, 36V, 374 Ah Steel Case	\$10,031.25
■ 8.640-032.0	Battery charger, 36V, standard	\$6,173.90
■ 8.639-416.0	Battery charger, 36V, High-Efficiency (required in Calif. & Oregon)	\$8,672.35
■ 6.987-839.0	Ignition key	\$77.04
□ 6.987-439.0	Main Roller Brush, hard, 39" (1000 mm)	\$1,118.15
□ 6.987-460.0	Main Roller Brush, soft, 39" (1000 mm)	\$887.03
□ 6.987-440.0	Main Roller Brush, soft, natural 39" (1000 mm)	\$942.67
□ 6.905-773.0	Side Brush, hard	\$373.43
□ 6.905-620.0	Side Brush, soft	\$411.95
□ 6.905-619.0	Side Brush, hard steel bristles	\$486.85
□ 8.636-952.0	Left Side Broom kit ; This is a factory installed option only.	\$5,189.50
□ 6.987-519.0	Flat pleat filter, white, 2 required	\$812.13
□ 8.636-953.0	Front/Rear Light kit. This is a factory installed option only.	\$2,669.65
□ 8.638-973.0	Water spray dust control system. This is a factory installed option only. LPG only, 2 side brushes	\$5,130.65
□ 4.515-332.0	Front Wheel, pneumatic (set of 2)	\$2,749.90
□ 8.636-955.0	Overhead Guard. This is a factory installed option only.	\$4,253.25
□ 8.636-956.0	Overhead Guard w/windscreen & wiper ; This is a factory installed option only.	\$11,973.30
□ 8.636-957.0	Closed Cab w/plastic curtains ; This is a factory installed option only.	\$14,937.20
□ 8.640-256.0	Comfort Seat	\$1,160.95
□ 8.636-889.0	Dust control cover for (1) side brush. Factory installed.	\$1,829.70
□ 2.851-286.0	Dust control cover for field install, one side brush	\$1,540.80
□ 6.981-056.0	HEPA filter, 2 required	\$774.68

■ Included □ Optional

KM 150/500 R BP OR LPG



Maximum performance for the toughest jobs.

Built up for the toughest jobs with its robust steel chassis, durable and reliable components, and an outstanding dust filter system, this machine fits well in heavy duty industrial environments. If a low noise level or emission-free work is required, this battery version is the only one on the market in this size range. The KM 150/500 R Bp enables high working and transport speeds, low-maintenance, fully hydraulic traction drive and sweeping system.

Comfortable and easy-to-use

- All displays are in the operators field-of-vision
- All controls are clearly arranged and easy to reach

Long run times

- Emission-free and environmentally friendly with low noise level and extended run times



KM 150/500 R BP / KM 150/500 R BP 2SB

KM 150/500 R LPG / KM 150/500 R BLP 2SB

TECHNICAL SPECIFICATIONS

Power / Drive		48 V / 10 kw / DC motor	22 kw / Four-stroke Lpg engine - Kubota
Practical area performance, 2 sb	ft ² / hr	126,720	177,400
Working width - main broom	in	47	47
Working width with 1/2 side brushes	in	59 / 71	59 / 71
Waste container capacity	gal	132	132
Standard Charger Input Voltage	VAC	208/240/480VAC	208/240/480VAC
Climbing capacity	%	12	18
Working speed	mph	5	7
Filter area	ft ²	75	75
Weight	lbs	5,650	3,119
Dimensions (L x W x H)	in	96 x 61 x 65	96 x 61 x 65

EQUIPMENT

Order No.	Description	List Price
9.841-338.0	KM 150/500 R Bp, STL	\$105,234.50
9.841-339.0	KM 150/500 R Bp, Overhead Guard, STL	\$107,203.30
9.841-340.0	KM 150/500 R Bp, Overhead Guard, Front/Rear Lights, STL	\$109,300.50
9.841-341.0	KM 150/500 R Bp 2SB, STL	\$108,936.70
9.841-342.0	KM 150/500 R Bp 2SB, Overhead Guard, STL	\$110,894.80
9.841-343.0	KM 150/500 R Bp 2SB, Overhead Guard, Front/Rear Lights, STL	\$112,992.00
9.841-344.0	KM 150/500 R Bp, STL, High-Efficiency Charger	\$106,518.50
9.841-345.0	KM 150/500 R Bp, Overhead Guard, STL, High-Efficiency Charger	\$108,465.90
9.841-346.0	KM 150/500 R Bp, Overhead Guard, Front/Rear Lights, STL, High-Efficiency Charger	\$110,573.80
9.841-347.0	KM 150/500 R Bp 2SB, STL, High-Efficiency Charger	\$110,188.60
9.841-348.0	KM 150/500 R Bp 2SB, Overhead Guard, STL, High-Efficiency Charger	\$112,136.00
9.841-349.0	KM 150/500 R Bp 2SB, Overhead Guard, Front/Rear Lights, STL, High-Efficiency Charger	\$114,254.60
9.841-404.0	KM 150/500 R Lpg Base Machine w/1SB, warning beacon	\$60,955.76
9.841-408.0	KM 150/500 R Lpg Base Machine w/1SB, warning beacon + overhead guard	\$62,898.88
9.841-409.0	KM 150/500 R Lpg Base Machine w/1SB, warning beacon, overhead guard + working lights	\$64,491.04
9.841-405.0	KM 150/500 R Lpg Base Machine w/2SB, warning beacon	\$64,071.60
9.841-406.0	KM 150/500 R Lpg Base Machine w/2SB, warning beacon + overhead guard	\$65,997.60
9.841-407.0	KM 150/500 R Lpg Base Machine w/2SB, warning beacon, overhead guard + working lights	\$67,589.76

KM 150/500 R ACCESSORIES

Equipment																		
STL (Steel Case Battery)	■	■	■	■	■	■	■	■	■	■	■	■						
Overhead Guard	□	■	■	□	■	■	□	■	■	□	■	■	□	■	■			
Front/Rear Lights	□	■	■	□	□	■	□	□	■	□	□	■	□	□	■			
Standard Charger	■	■	■	□	□	□	■	■	■	□	□	□						
High-Efficiency Charger	□	□	□	■	■	■	□	□	□	■	■	■						
Warning Beacon	■	■	■	■	■	■	■	■	■	■	■	■	■	■	■			
Rear Back-up Alarm	■	■	■	■	■	■	■	■	■	■	■	■	■	■	■			
Steel Hopper	■	■	■	■	■	■	■	■	■	■	■	■	■	■	■			
Order No.	9841-338.0	9841-339.0	9841-340.0	9841-344.0	9841-345.0	9841-346.0	9841-341.0	9841-342.0	9841-343.0	9841-347.0	9841-348.0	9841-349.0	9841-404.0	9841-408.0	9841-409.0	9841-405.0	9841-406.0	9841-407.0

■ Included in delivery. □ Available accessories.

ACCESSORIES

Order No.	Description	List Price
■ 6.987-085.0	Main Roller Brush, regular, 47" (1200 mm) – standard for Bp machine	\$1,000.45
■ 6.987-083.0	Side Brush, regular	\$306.02
■ 4.515-329.0	Front Wheel, solid rubber, puncture-proof (set of 2)	\$2,412.85
■ 6.988-159.0	Flat pleat filter, green, standard (2 required)	\$853.86
■ 8.636-896.0	Battery, 24V, 721 Ah Steel Case (2 required)	\$10,031.25
■ 8.637-291.0	Battery charger, 48V, standard	\$9,068.25
■ 8.637-293.0	Battery charger, 48V, High-Efficiency (required in Calif. & Oregon)	\$10,796.30
■ 6.987-930.0	Ignition key	\$17.66
□ 6.987-436.0	Main Roller Brush, hard, 47" (1200 mm)	\$1,225.15
□ 6.987-437.0	Main Roller Brush, soft, natural 47" (1200 mm)	\$1,034.69
□ 6.905-773.0	Side Brush, hard	\$373.43
□ 6.905-620.0	Side Brush, soft	\$411.95
□ 6.905-619.0	Side Brush, hard steel bristles	\$486.85
□ 8.638-989.0	Left Side Broom kit; This is a factory installed option only.	\$6,500.25
□ 8.638-975.0	Water spray dust control system. This is a factory installed option only. For LPG machine only, 2 side brushes	\$5,130.65
□ 6.987-177.0	Flat pleat filter, white (2 required)	\$846.37
□ 8.636-953.0	Front/Rear Light kit. This is a factory installed option only.	\$2,669.65
□ 8.638-990.0	Overhead Guard. This is a factory installed option only.	\$3,236.75
□ 8.638-991.0	Overhead Guard w/windscreen & wiper; This is a factory installed option only.	\$12,775.80
□ 6.373-014.0	Comfort Seat	\$1,294.70
□ 8.638-992.0	Dust control cover for (1) side brush. This is a factory installed option only.	\$1,947.40
□ 8.637-011.0	Seat Belt	\$349.89
□ 2.851-287.0	Dust control cover for field install, one side brush	\$1,674.55
□ 2.851-268.0	Cab Add On Kit	\$10,619.75
□ 6.981-057.0	HEPA filter, - 2 required to fill the filter compartment	\$868.84

■ Included □ Optional

KM 170/600 R D CLASSIC



Industrial sweeper for rough dirt to fine dust.

The KM 170/600 R D Classic is a diesel-powered, fully hydraulic industrial ride-on sweeper with four-wheel drive, and is engineered for heavy-duty jobs in the building materials and metal-working industries, foundries, construction sites and other dirt-intensive sectors. Its direct throw sweeping and main floating brush provide excellent cleaning results of rough swept materials and large amounts of fine dust.

Highly productive sweeping

- Two horizontal Flat pleated filters are automatically cleaned every 10 minutes, allowing for continuous sweeping
- Direct throw sweeping

Long run times

- Complies with new EU Stage V and EPA Tier 4 final emission standards for ensuring clean air under heavy dust conditions and extended run times

KM 170/600 R D CLASSIC

TECHNICAL SPECIFICATIONS

Power / Drive	kW	18.5, Diesel, complies with new EU Stage V and EPA Tier 4 emissions standards
Cleaning path/width - main broom	in	53
Cleaning path/width - 1 side broom	in	67
Cleaning path/width - 2 side brooms	in	79
Side broom diameter	in	26
Debris container capacity	gal	158
Practical productivity - 1 side broom / 2 side broom	sq. ft/hr	205,180 / 238,800
Operating Noise Level	dB(A)	82 - 103
Maximum dumping height	in	60
Minimum turning radius	ft	8.3
Sweeping method	direct/overthrow	direct
Maximum working speed	mph	8.7
Maximum climbing ability	% grade	18
Weight	lbs	3,737
Dimensions (L x W x H)	in	96 x 69 x 65.75

EQUIPMENT

Order No.	Description	List Price
9.800-891.0	KM 170/600 R D Classic, 1 side broom, flat pleated filter (10 m²) with automatic filter cleaning system	\$77,232.60

KM 170/600 R ACCESSORIES

ACCESSORIES

Order No.	Description	List Price
■ 6.987-441.0	Main Roller Brush, regular - standard	\$1,284.00
■ 6.987-467.0	Side Brush, regular - standard	\$442.98
■ 6.987-969.0	Rear-view mirror	\$885.96
■ 6.988-160.0	Flat pleated filter, green - 2 required to fill the filter compartment	\$1,337.50
■ 6.987-928.0	Ignition Key	\$455.82
□ 2.852-082.0	Front/rear lights	\$3,226.05
□ 2.852-802.0	Blue spot light	\$451.54
□ 6.373-014.0	Comfort seat	\$1,294.70
□ 2.851-287.0	Dust control cover for side broom	\$1,674.55
□ 6.987-469.0	Main brush, soft	\$1,118.15
□ 6.987-442.0	Main brush, hard	\$1,305.40
□ 6.987-443.0	Main brush, natural	\$1,342.85
□ 6.987-466.0	Side brush, soft	\$346.68
□ 6.987-468.0	Side brush, hard	\$388.41
□ 6.987-691.0	Flat pleated filter, white - 2 required to fill the filter compartment	\$963.00
□ 4.515-331.0	Wheel set, solid rubber	\$8,249.00
□ 8.638-962.0	Overhead guard, factory install	\$3,236.75
□ 8.638-963.0	Open cab, factory install	\$8,683.05
□ 8.638-964.0	Cab with windscreen, wiper and plastic cladding, factory install	\$13,749.50
□ 8.638-965.0	All-weather cab, regular, factory install	\$20,832.90
□ 2.852-800.7	All-weather cab with heating and air conditioning, factory install (special order)	\$27,820.00
□ 8.638-968.0	Left side broom, factory install	\$6,500.25
□ 8.640-208.0	KMI, Seat Belt Option	\$230.05
□ 8.638-969.0	Water spray dust control system, factory install	\$5,130.65
□ 2.851-287.0	Dust control cover	\$1,674.55

■ Included □ Optional

SENSOR® BP



Experience the freedom of cordless vacuuming.

The battery-powered Kärcher Sensor® Bp delivers the freedom to vacuum without hassling with a power cord! Providing the utmost safety by eliminating the risk of trip and fall accidents, this latest Sensor® product innovation will ensure we remain the long-standing market leader in upright vacuums.

36/75 Power+ Battery with Fast Charger

- Eliminate winding, dragging and untangling the power cord
- Greater productivity with long run times and fast charging times
- Same Power+ battery system used on other Kärcher professional products means you can switch batteries when needed

Productivity in mind

- Save time by not having to locate an electrical outlet
- Flat to floor feature allows for easy cleaning under furniture



SENSOR® BP

TECHNICAL SPECIFICATIONS

Cleaning Path/Width	in	12
Dust Bag	qt	5.6
Operating Noise Level	dB(A)	78
Battery Capacity	Ah	7.5
Runtime	min	60
Charge Time	hr	1
Weight	lbs	17.5
Dimensions (L x W x H)	in	15 x 13 x 46

EQUIPMENT

Order No.	Description	List Price
9.877-937.0	Sensor® Bp 12-inch Upright Vacuum	\$1,154.53

ACCESSORIES

Order No.	Description	List Price
■ 2.445-075.0	Battery Power+ 36/75	\$484.71
■ 2.445-053.0	Fast Charger Battery Power+ 36V	\$218.28
□ 8.645-209.0	HEPA Filter Bags, 10 Pack	\$26.75

■ Included □ Optional

SENSOR® S



Reliability with the most value.

The industry's workhorse vacuum with a proven reputation of reliability. The Sensor® S is the trusted upright vacuum with a proven reputation of reliability, performance, and ease of maintenance. With a single-motor design and a light handle weight, this machine is comfortable to operate and provides optimal performance. This machine utilizes a single motor to cut down on weight in order to reduce operator fatigue and increase productivity.

Reliability leader

- We have been building quality upright vacuums since 1979.

Productivity in mind

- Ultra-light handle weight allows for strain-free operation.
- Flat to floor feature allows for easy cleaning under furniture.

Breathe easier

- The Sensor® S comes standard with a high-efficiency filter that traps up 99.6% of particles at 0.3 microns.

SENSOR® S12

SENSOR® S15

TECHNICAL SPECIFICATIONS

		SENSOR® S12	SENSOR® S15
Cleaning path	in	12	15
Productivity (practical)	ft ² /hr	2,510	3,137
Power cord length	ft	40	40
Operating noise level	dBA	69	69
Air flow rate	cfm	105	105
Voltage	110v/220v	110V	110V
Motor	hp	1.6	1.6
Debris bag size	qt	5.6	5.6
Dimensions (LxWxH)	in	11 x 12 x 46	11 x 15 x 46
Weight	lbs	16	16.5

EQUIPMENT

Order No.	Description	List Price
1.012-615.0	Sensor® S12, 120 V/60 Hz	\$788.59
1.012-616.0	Sensor® S15, 120 V/60 Hz	\$967.28

ACCESSORIES

Order No.	Description	List Price
□ 8.600-050.0	Package of 10 Sensor® dust bags	\$41.62
□ 9.840-643.0	Case of 25 packs of 10 Sensor® dust bags (total count = 250)	\$791.80
□ 8.600-522.0	Replacement 0.3 micron Sensor® air quality MicroFilter	\$27.50
□ 8.628-485.0	Sensor® HEPA filter kit (includes: filter and 8 high efficiency bags)	\$134.82
□ 8.614-140.0	Replacement exhaust filter for Sensor® S	\$9.90
□ 8.600-495.0	12-inch replacement double row brush	\$31.99
□ 8.613-849.0	15-inch replacement double row brush	\$74.90
□ 8.614-243.0	Replacement Sensor® gray handle with cable	\$222.56
□ 8.614-086.0	Crevice nozzle	\$39.59
□ 8.613-769.0	Sensor®/Versamatic® Plus extension hose	\$115.56
□ 8.614-090.0	Sensor® demonstration dirt scope	\$59.39
□ 8.628-474.0	Dusting brush kit, includes: dusting brush and holding clip to mount on handle	\$59.39
□ 8.625-413.0	Sensor® 12-inch soft vac cover	\$53.07

■ Included □ Optional

SENSOR® S2 HEPA



Designed for dependability and serviceability.

The Sensor® S2 HEPA vacuum is the market leader in cleaning performance and reliability. HEPA final stage filtration is standard for optimal indoor air quality. These quiet and lightweight vacuums are built for daytime cleaning in noise-sensitive environments. Designed for the performance needs of hospitality, education, healthcare and senior living markets.

HEPA final stage filtration

- HEPA filter standard for better indoor air quality.

Best warranty in its class

- 3-year “bumper to handle” warranty, provides you the best protection the industry has to offer.

SENSOR® S2 12 HEPA

SENSOR® S2 14 HEPA

TECHNICAL SPECIFICATIONS

		12	14
Cleaning path	in	12	14
Productivity (practical)	ft ² /hr	2,510	2,917
Power cord length	ft	40	40
Operating noise level	dBA	69	69
Air flow rate	cfm	105	105
Voltage	110v/220v	110V	110V
Motor	hp	1.3	1.3
Debris bag size	gal	1.4	1.4
Dimensions (LxWxH)	in	11 x 12 x 46	11 x 14 x 46
Weight	lbs	20	20.5

EQUIPMENT

Order No.	Description	List Price
1.012-070.0	Sensor® S2 12 HEPA, 120 V/60 Hz	\$783.24
1.012-593.0	Sensor® S2 12 HEPA, 240 V/60 Hz	\$868.84
1.012-071.0	Sensor® S2 14 HEPA, 120 V/60 Hz	\$973.70

ACCESSORIES

Order No.	Description	List Price
■ 8.600-522.0	Replacement 0.3 micron Sensor® air quality MicroFilter	\$27.50
■ 8.639-454.0	HEPA filter	\$37.66
■ 8.631-930.0	Crevice tool (black)	\$43.34
■ 8.631-929.0	Upholstery tool (black)	\$10.43
■ 8.613-769.0	Sensor®/Versamatic® Plus extension hose	\$115.56
■ 8.639-756.0	40 ft cord (yellow)	\$84.00
■ 8.639-763.0	12" brush strip 12" (standard on Sensor® S2 12 HEPA)	\$11.98
■ 8.600-244.0	Replacement 14-inch brush strip	\$18.62
□ 8.600-050.0	Package of 10 Sensor® dust bags	\$41.62
□ 9.840-643.0	Case of 25 packs of 10 Sensor® dust bags (total count = 250)	\$791.80
□ 8.614-090.0	Sensor® Demonstration Dirt Scope	\$59.39
□ 8.628-474.0	Dusting Brush Kit Includes: Dusting Brush and Holding Clip to mount on handle	\$59.39

■ Included □ Optional

SENSOR® XP



Often imitated, never duplicated.

The Sensor® XP is a powerful vacuum with automatic brush-height adjustment. With a proven reputation of reliability, performance, and ease of maintenance the Sensor® XP is the industry-leading vacuum for reliability and convenience. Featuring automatic brush-height adjustment, this machine efficiently removes soils that could ruin your carpets and hard floors, which saves you time and money. Trust the Sensor® XP to clean your floors efficiently and reliably for many years to come.

Reliability leader

- Industry-proven track record of durability and reliability.
- Automatic brush-height adjustment to ensure optimum cleaning.
- Meets CRI standards for indoor air quality.

		SENSOR® XP 12	SENSOR® XP 15	SENSOR® XP 18
TECHNICAL SPECIFICATIONS				
Cleaning path	in	12	15	18
Productivity (practical)	ft ² /hr	2,655	3,451	3,659
Power cord length	ft	40	40	40
Operating noise level	dBa	69	69	69
Air flow rate	cfm	105	105	105
Voltage	110v/220v	110V	110V	110V
Motor	hp	1.6	1.6	1.6
Debris bag size	qt	5.6	5.6	5.6
Dimensions (LxWxH)	in	11 x 15 x 46	11 x 15 x 46	11 x 18 x 46
Weight	lbs	16	16.5	17

EQUIPMENT

Order No.	Description	List Price
1.012-611.0	Sensor® XP 12, 120 V/60 Hz	\$874.19
1.012-612.0	Sensor® XP 15, 120 V/60 Hz	\$1,107.45
1.012-613.0	Sensor® XP 18, 120 V/60 Hz	\$1,219.80

Accessories

Order No.	Description	List Price
<input type="checkbox"/> 8.600-050.0	Package of 10 Sensor® dust bags	\$41.62
<input type="checkbox"/> 9.840-643.0	Case of 25 packs of 10 Sensor® dust bags (total count = 250)	\$791.80
<input type="checkbox"/> 8.600-522.0	Replacement 0.3 micron Sensor® air quality MicroFilter	\$27.50
<input type="checkbox"/> 8.628-485.0	Sensor® HEPA filter kit (includes: filter and 8 high efficiency bags)	\$134.82
<input type="checkbox"/> 8.643-406.0	Replacement exhaust filter for Sensor® XP (2020 versions or newer)	\$17.01
<input type="checkbox"/> 8.614-145.0	Replacement Sensor® exhaust filter for Sensor® XP (pre 2020 versions)	\$6.05
<input type="checkbox"/> 8.600-495.0	12-inch replacement double row brush	\$31.99
<input type="checkbox"/> 8.613-881.0	Replacement double row brush for Sensor® XP 15	\$66.88
<input type="checkbox"/> 8.613-877.0	Replacement double row brush for Sensor® XP 18	\$79.18
<input type="checkbox"/> 8.614-243.0	Replacement Sensor® gray handle with cable	\$222.56
<input type="checkbox"/> 8.614-086.0	Crevice nozzle	\$39.59
<input type="checkbox"/> 8.613-769.0	Sensor®/Versamatic® Plus extension hose	\$115.56
<input type="checkbox"/> 8.614-090.0	Sensor® demonstration dirt scope	\$59.39
<input type="checkbox"/> 8.628-474.0	Dusting brush kit, includes: dusting brush and holding clip to mount on handle	\$59.39
<input type="checkbox"/> 8.625-413.0	Sensor® 12-inch soft vac cover	\$53.07

■ Included □ Optional

VERSAMATIC® HEPA



The sanitary choice that lasts.

The Versamatic® HEPA combines the legendary performance and reliability of the Versamatic® with HEPA grade filtration. For over 35 years, we have been building the longest lasting, most durable vacuums on the market. The Versamatic® HEPA will ensure the life of your carpet and improve your indoor air quality with its standard HEPA filtration.

Breathe easier

- Meets CRI standards for indoor air quality
- HEPA filtration is standard

Flexibility to get the job done

- Detachable hose for quick and easy detail vacuuming
- No-tool brush strip removal for easy maintenance
- Pile height adjustment control

VERSAMATIC® HEPA 14

VERSAMATIC® HEPA 18

TECHNICAL SPECIFICATIONS

		14	18
Cleaning path	in	14	18
Productivity (practical)	ft ² /hr	3,104	3,881
Power cord length	ft	40	40
Operating noise level	dBA	69.5	70
Air flow rate	cfm	102	102
Voltage	v	120	120
Motor	hp	0.24	0.24
Debris bag size	ltr	3.5	3.5
Dimensions (LxWxH)	in	11 x 14 x 48	11 x 14 x 48
Weight	lbs	17	17

EQUIPMENT

Order No.	Description	List Price
1.012-606.0	Versamatic® HEPA 14, fourteen inch dual-motor upright vacuum	\$1,034.69
1.012-607.0	Versamatic® HEPA 18, eighteen inch dual-motor upright vacuum	\$1,353.55

ACCESSORIES

Order No.	Description	List Price
<input type="checkbox"/> 8.600-046.0	Package of 10 dust bags	\$34.78
<input type="checkbox"/> 9.840-641.0	Case of 30 packs of 10 dust bags (total count = 300)	\$757.56
<input type="checkbox"/> 8.614-333.0	Motor Filter	\$18.51
<input type="checkbox"/> 8.643-103.0	Replacement Exhaust Filter (HEPA)	\$19.58
<input type="checkbox"/> 8.613-769.0	Versamatic® Plus extension hose	\$115.56
<input type="checkbox"/> 8.614-086.0	Crevice nozzle	\$39.59
<input type="checkbox"/> 8.600-244.0	Replacement 14-inch brush strip	\$18.62
<input type="checkbox"/> 8.614-253.0	Replacement 14-inch brush strip, extra-stiff bristles	\$29.00
<input type="checkbox"/> 8.600-164.0	Replacement brush strip 18-inch	\$25.15
<input type="checkbox"/> 8.614-254.0	Replacement 18-inch brush strip, extra-stiff bristles	\$35.74
<input type="checkbox"/> 8.614-701.0	Replacement brush drive belt	\$20.22
<input type="checkbox"/> 8.614-089.0	Demonstration dirt scope	\$59.39

■ Included □ Optional

RANGER



Workhorse durability and premium features at a competitive price.

Specifically designed for the budget hotel sector without sacrificing performance or reliability. This vacuum uses an energy efficient impeller style system that will make quick work of any cleaning job. Plus, the manual height adjustment means you can use it on different types of carpet, as well as hard floor surfaces with ease. For a professional vacuum that doesn't skimp on quality or features, choose the Ranger upright vacuum.

Productivity in Mind

- Flat to floor feature allows the vacuum to easily clean under beds and furniture.
- Manual height adjustment for different types of flooring.
- Breath easier with the HEPA rated vacuum bag.

Low Total Cost of Ownership

- Long life belt backed by a two-year warranty.
- Safety mechanism prevents damage to vac extending life of brush.

RANGER

TECHNICAL SPECIFICATIONS

Cleaning Path	in	12
Productivity (Practical)	ft²/hr	2,510
Dust Bag	qt	5.6
Power	W	480
Power Cord	ft	25
Noise Level	dBA	78
Weight	lbs	13.4
Dimensions (L x W x H)	in	15 x 13 x 46

EQUIPMENT

Order No.	Description	List Price
1.012-900.0	Ranger 12-inch Upright Vacuum	\$212.93

ACCESSORIES

Order No.	Description	List Price
■ 8.600-495.0	Brush Roller 12-inch	\$31.99
□ 8.645-209.0	HEPA Filter bags, 10 pack	\$26.75

■ Included □ Optional

CV 66/2



Expand your cleaning horizons.

If you need to vacuum medium-sized areas, this is the vacuum for the job. The wide 26-inch vacuum path makes quick work of any area while still being small enough and maneuverable enough to fit in tighter areas. Optional accessory tools allow for detail work, preventing the operator from having to return to the storage closet for a different machine.

Vacuum performance

- Dual counter-rotating brushes agitate, lift and clean both sides of the carpet nap removing 50% more soil in one pass

Ease of operation

- Extra-large 10 inch non-marking rear wheels and two large three inch front casters deliver superior maneuverability reducing operator fatigue

CV 66/2

TECHNICAL SPECIFICATIONS

Cleaning path	in	26
Productivity (practical)	ft ² /hr	9,300
Power cord length	ft	75
Operating noise level	dB(A)	73
Air flow rate	cfm	129
Voltage	110v/220v	110V
Motor	hp	0.5
Debris bag size	qt	13.7
Dimensions (LxWxH)	in	51.5 x 30.5 x 44
Weight	lbs	151

EQUIPMENT

Order No.	Item Description	List Price
1.012-588.0	CV 66/2, 26-inch, wide area vacuum	\$6,730.30

ACCESSORIES

Order No.	Item Description	List Price
■ 8.631-462.0	HEPA Filtration Bags (5-pack)	\$73.83
□ 8.630-501.0	Tool kit includes wand, hose and mounting bracket. hose extends to 8.5 ft. bracket is self-installed with 4 screws (Included)	\$484.71
□ 8.621-509.0	Package of 10 dust bags	\$120.91

■ Included □ Optional

NT 48/1



A tough and versatile clean.

This machine is a tough and versatile wet/dry vacuum. Built to handle difficult wet or dry dirt, this vac is the machine that will stand up to tough everyday use. The optional front mounted squeegee provides even more productive water pickup. The large filter provides impressive suction power and long work intervals improving your productivity.

Portable

- Mobile, all-purpose wet/dry vacuum for small to medium jobs and multiple locations
- Integrated handle ensures easy and comfortable transport.

Real-world convenience

- Optional front mounted squeegee for more productive pickup.

NT 48/1

TECHNICAL SPECIFICATIONS

Vacuum width, floor tool	in	12
Vacuum hose length	ft	8
Power cord length	ft	25
Waste container capacity	gal	12
Operating noise level	dB(A)	72
Air flow rate	cfm	142
Waterlift	in of water	80
Motor	watts	1,380
Weight	lbs	22
Dimensions (LxWxH)	in	19 x 15.3 x 30.3

EQUIPMENT

Order No.	Description	List Price
1.428-623.0	NT 48/1, 13-gallon wet/dry vacuum	\$693.36
9.840-844.0	NT 48/1, 13-gallon wet/dry vacuum with front mounted squeegee	\$1,251.90

ACCESSORIES

Order No.	Description	List Price
■ 6.414-789.0	Cylindrical Dust Filter	\$50.18
■ 6.904-285.0	Paper filter bag (5-pack, 1 bag Included with machine)	\$79.18
■ 6.906-512.0	All-Purpose Nozzle	\$70.09
■ 6.900-385.0	8.3-inch all purpose crevice nozzle	\$11.77
■ 4.440-626.0	8 feet x 1.375 inch hose with comfortable hand grip	\$63.13
■ 6.900-514.0	Metal suction tube, 1.4 inch X 1.6 feet	\$37.34
■ 6.906-240.0	Crevice nozzle, 1.4-inch	\$6.63
□ 6.904-211.0	Wet Filter Bag	\$253.59
□ 6.906-384.0	14.6" Aluminum All-Purpose Nozzle with Height-Adjustable Cylindrical, Brush Strips and Oil Resistant Squeegees	\$403.39
□ 6.907-409.0	10.2-inch plastic all-purpose nozzle	\$147.66
□ 6.907-408.0	14.2-inch plastic all-purpose head with cylindrical, brush strips and standard squeegee	\$45.58
□ 6.906-383.0	17.7" Aluminum All-Purpose Head with Height-Adjustable cylindrical, Brush Stripes and oil-resistant Squeegees	\$547.84
□ 2.860-113.0	Upholstery hand tool	\$245.03
□ 2.860-114.0	10-inch turbo nozzle with reducer 35/32	\$349.89
□ 6.903-033.0	11.4" Crevice Tool	\$15.94
□ 6.905-988.0	4.7" Plastic Upholstery Nozzle, 35 mm ID	\$22.00
□ 6.903-034.0	Radiator Brush for use with 6.900-385.0	\$38.84
□ 6.903-035.0	Plastic, Pipe Diameter 3.9"	\$101.65
□ 6.903-862.0	Suction Brush, Natural Hair, Pivotal, 35 mm ID	\$41.09
□ 2.860-116.0	Nozzle Set, Crevice Tool, Upholstery Tool, Round Brush, 35 mm ID	\$86.67
□ 2.863-147.0	All-Purpose Brush, Soft Bristles 35 mm ID	\$114.49
□ 8.622-960.0	Replacement 15-inch squeegee blade	\$75.97

■ Included □ Optional

NT 68/1



Utility with ease.

Easily tackle medium to large jobs with this wet/dry vac. Designed with a robust 1.8 hp vac motor to handle any task you throw at it. If even more productivity is desired, the optional front mounted squeegee makes quick work of water recovery. Thoughtful features such as no-tipping dumping and on-board storage make this the operator's choice for wet/dry vacs.

Performance

- Optional front-mounted squeegee offers more productive water pick-up
- 18 gallon capacity offers easy mobility for medium to large jobs

Thoughtful design

- Complete with on-board tool storage compartment with safety sign storage bracket
- Self-adjusting squeegee assembly

NT 68/1

TECHNICAL SPECIFICATIONS

Vacuum width, floor tool	in	24.5
Power cord length	ft	50
Waste container capacity	gal	18
Operating noise level	dB(A)	71
Air flow rate	cfm	142
Waterlift	in of water	80
Motor	watts	1,200
Weight	lbs	64
Dimensions (LxWxH)	in	35.5 x 24.5 x 37.5

EQUIPMENT

Order No.	Description	List Price
1.103-494.0	NT 68/1, eighteen gallon wet/dry vacuum with 24" front squeegee, with tools	\$1,663.85
1.103-495.0	NT 68/1, eighteen gallon wet/dry vacuum with 24" front squeegee	\$1,535.45

ACCESSORIES

Order No.	Description	List Price
<input type="checkbox"/> 5.731-595.0	Cartridge Filter (Wet)	\$31.03
<input type="checkbox"/> 6.414-552.0	Cartridge Filter (Dry)	\$32.64
<input type="checkbox"/> 6.900-385.0	8.3-inch all purpose crevice nozzle	\$11.77
<input type="checkbox"/> 6.906-240.0	Crevice nozzle, 1.4-inch	\$6.63
<input type="checkbox"/> 6.906-384.0	14.6" Aluminum All-Purpose Nozzle with Height-Adjustable Cylindrical, Brush Strips and Oil Resistant Squeegees	\$403.39
<input type="checkbox"/> 6.907-409.0	Floor tool package:10.2-inch plastic all-purpose nozzle, basalt grey	\$147.66
<input type="checkbox"/> 6.903-018.0	14.6" Aluminum All-Purpose Head with Height-Adjustable Cylindrical, Brush Stripes and squeegee blades	\$448.33
<input type="checkbox"/> 6.907-408.0	Floor tool package: 14.2-inch plastic all-purpose head with cylindricals, brush strips and standard squeegee, basalt grey	\$45.58
<input type="checkbox"/> 6.906-383.0	17.7" Aluminum all-purpose head with height-adjustable cylindrical, brush stripes and oil-resistant Squeegees	\$547.84
<input type="checkbox"/> 2.860-113.0	Upholstery hand tool	\$245.03
<input type="checkbox"/> 2.860-114.0	10-inch turbo nozzle with reducer 35/32	\$349.89
<input type="checkbox"/> 6.903-033.0	11.4" Crevice Tool	\$15.94
<input type="checkbox"/> 6.900-922.0	14.6" Crevice Nozzle, Metal	\$205.44
<input type="checkbox"/> 6.902-154.0	Wand	\$119.84
<input type="checkbox"/> 8.635-292.0	Front mount squeegee assembly	\$363.80
<input type="checkbox"/> 6.906-512.0	Squeegee head	\$70.09
<input type="checkbox"/> 8.634-534.0	Replacement squeegee blades (two required)	\$51.90

■ Included □ Optional

TITAN™



Quality and convenience in one wet/dry vac.

The Titan™ delivers incredible strength and power for vacuuming large wet or dry jobs. Pick up large messes with the 20 gallon capacity and when you are done simply tip and pour what you recovered down the drain. Utilize the powerful 1.5 hp motor to pick up any mess you throw at it. An optional squeegee attachment makes this robust machine even more productive.

Performance and productivity

- Features a powerful 1.5 hp vacuum motors and rugged construction to provide years of dependable operation
- 20 gallon capacity for large jobs
- Optional squeegee attachment for faster large area wet pick up

Convenience you can use

- Tip-and-pour design for draining the recovered solution
- Each vacuum comes with an efficient filtration system. The durable, caged filter is easy to remove and clean.
- Comes standard with a productive eight-piece tool kit

TITAN™

TECHNICAL SPECIFICATIONS

Vacuum width, floor tool	in	16
Vacuum hose length	ft	10
Power cord length	ft	27
Waste container capacity	gal	20
Operating noise level	dba	67
Air flow rate	cfm	101
Waterlift	in of water	87
Motor	watts	1,120
Weight	lbs	55
Dimensions (LxWxH)	in	42 x 25 x 22.5

EQUIPMENT

Order No.	Description	List Price
1.013-010.0	Titan™, 20 gallon wet/dry vac w/ hose and tool kit	\$1,556.85

ACCESSORIES

Order No.	Description	List Price
<input type="checkbox"/> 8.616-404.0	Squeegee kit	\$455.82
<input type="checkbox"/> 8.604-139.0	Deluxe Titan™ Tool Kit – WET ONLY (includes #02308 49" one-piece wand, #02078 squeegee tool)	\$327.42
<input type="checkbox"/> 8.616-316.0	Front Squeegee Blade Replacement for TSQ	\$50.18
<input type="checkbox"/> 8.616-373.0	Rear Squeegee Blade Replacement for TSQ	\$50.18
<input type="checkbox"/> 8.616-305.0	Replacement Standard Filter Bag for T708	\$72.23
<input type="checkbox"/> 8.616-302.0	Replacement Standard Filter Bag for T716 and T720TP	\$96.30
<input type="checkbox"/> 8.616-304.0	Cartridge Filter Retainer (required to hold cartridge filter)	\$19.05
<input type="checkbox"/> 8.616-300.0	Cartridge Filter, Washable Paper for T716 and T720TP	\$167.99
<input type="checkbox"/> 8.616-307.0	Cartridge Filter, 0.3 micron Air Quality MicroFilter™ for T716 and T720TP	\$273.92
<input type="checkbox"/> 8.616-306.0	Cartridge Filter, 0.3 micron Air Quality MicroFilter™ for T708	\$220.42
<input type="checkbox"/> 8.616-398.0	Solid Squeegee Blade Replacement for TSQ2 (order with WZ735602)	\$14.64
<input type="checkbox"/> 8.616-396.0	Slotted Squeegee Blade Replacement for TSQ2 (order with WZ735601)	\$50.08

■ Included □ Optional

T 12/1



Quiet, simple operation.

This canister vacuum is meant to be seen and not heard. Featuring a very quiet vac motor, you can trust the T 12/1 to not disturb others while it is in use. In addition, this canister vacuum is lightweight and portable so you can clean up in no time at all, restoring your facility to its professional appearance.

Productive

- Ergonomically designed handle provides fatigue-free operation, even over longer operating intervals.
- The compact design only weighs 14.6 pounds.

Convenient

- Quietest vacuum cleaner in its class. Whisper-quiet for operation during normal business hours.

T 12/1

TECHNICAL SPECIFICATIONS

Vacuum width, floor tool	in	11.2
Vacuum hose length	ft	8.2
Power cord length	ft	40
Waste container capacity	gal	3.2
Operating noise level	dB(A)	61
Air flow rate	cfm	129
Waterlift	in of water	101
Weight	lbs	14.6
Dimensions (LxWxH)	in	16 x 12.5 x 13.5

EQUIPMENT

Order No.	Description	List Price
1.355-127.0	T 12/1, 3-gallon vacuum	\$828.18

VACCESSORIES

Order No.	Description	List Price
■ 4.440-907.0	8.2' Hose Including Comfortable Hand Grip	\$130.54
■ 6.906-618.0	2-Piece Metal Wand	\$23.43
■ 5.731-619.0	Round Filter Insert (for operation without Filter Bags)	\$85.07
■ 6.907-410.0	Combination carpet & hard floor tool	\$121.98
■ 6.904-315.0	Filter Bag Fleece (10 PK)	\$84.00
□ 6.904-321.0	Fleece Tear-Proof Bags (200 Count)	\$1,337.50
□ 6.904-312.0	Filter Bag Paper (10 PK) for T 12/1	\$66.34
□ 6.904-318.0	Case of 200 paper filter bags	\$1,150.25
□ 6.904-316.0	Fabric Filter Bag for T 12/1	\$134.82
□ 6.414-801.0	HEPA Filter	\$101.65
□ 2.860-143.0	Tool Set (Upholstery, crevice, brush - Wand Clip-on)	\$82.39
□ 6.903-402.0	Upholstery Tool - 4.72", Plastic	\$32.74
□ 6.903-403.0	Crevice tool	\$15.94
□ 6.903-887.0	Dusting Brush, Plastic	\$35.10
□ 6.903-524.0	Adjustable Height Wand	\$138.03
□ 2.860-114.0	10-inch turbo nozzle with reducer 35/32	\$349.89
□ 2.860-113.0	Upholstery hand tool	\$245.03
□ 6.904-333.0	Package of 10 Dust Bags	\$38.31
□ 6.904-318.0	Case of 200 paper filter bags	\$1,150.25
□ 6.649-248.0	Power cord	\$88.81

■ Included □ Optional

BVL 3/1 BP



Cleaning in tight spaces.

The ultra-lightweight, powerful and battery-powered backpack vacuum stands out from the crowd for its innovative EPP material and its great value for money. With a compact .8 gal. waste container, it's ideal for working in busy or tight spaces.

Ultra-light cordless backpack vacuum

- Manufactured from extremely light, innovative EPP (expanded polypropylene)
- Weighs only 11.4 lbs. including battery for fatigue-free cleaning

Great ergonomics

- The deuter® carrying frame extremely comfortable even when using for longer periods of work
- Control panel on the waist strap enables easy control of all functions
- The suction hose can be connected differently for right-handed and left-handed people

BVL 3/1 BP

TECHNICAL SPECIFICATIONS

Run time (power/eco)	min	31 / 52
Max. power rating (power/eco)	watts	350 / 200
Charging time	min	60
Waste container capacity	gal	.8
Operating noise level (power/eco)	dBA	65 / 63
Air-flow rate (power)	cfm	75
Battery voltage	V	36
Weight (with battery)	lbs	11.4
Dimensions (L x W x H)	in	8.6 x 12.6 x 15.3

EQUIPMENT

Order No.	Description	List Price
9.808-181.0	BVL 3/1 Bp, battery powered vacuum cleaner	\$1,067.86

ACCESSORIES

Order No.	Description	List Price
■ 2.889-346.0	Suction hose	\$32.96
■ 2.889-148.0	Elbow bend, antistatic	\$30.07
■ 2.889-130.0	Crevice tool	\$13.91
■ 2.862-011.0	Telescopic suction tube	\$57.78
■ 6.904-335.0	Fleece filter bag, package of 10	\$52.32
■ 6.907-496.0	Floor nozzle	\$48.15
■ 2.445-053.0	Fast charger, Battery Power+ 36V	\$218.28
■ 2.445-076.0	Battery Power+ 36/60	\$439.77
□ 6.905-998.0	Upholstery nozzle, complete	\$23.54
□ 2.889-197.0	Parquet nozzle	\$42.80
□ 2.889-348.0	Permanent filter basket	\$37.45
□ 2.889-342.0	HEPA Filter	\$46.65
□ 6.903-862.0	Suction brush, natural bristles, pivotable, 35 mm	\$41.09

■ Included □ Optional

BVL 5/1 BP



Incredibly lightweight, cordless and durable.

The BVL 5/1 Bp battery powered backpack vacuum features an ergonomic carrying frame with a control panel on the waist strap. With a long battery run time and 1.3 gallon waste container, the operator can easily and quickly clean in stairways, under furniture and around tight spaces.

Ultra-light cordless backpack vacuum

- Weighs only 13 lbs. including battery for fatigue-free cleaning
- Cord free, with excellent mobility and flexibility for the operator
- Risk of trip and fall hazards eliminated due to no cord

Highly innovative EPP (expanded polypropylene)

- Manufactured from extremely innovative EPP which is environmentally friendly and easy to recycle
- Especially robust and extremely long-lasting.
- Ultra light, durable material weighs 50% less than other models.



BVL 5/1 BP

TECHNICAL SPECIFICATIONS

Run time - power/eco	min	30/64
Max. power rating (power/eco)	watts	500/230
Charging time	min	60
Waste container capacity	gal	1.3
Operating noise level (power/eco)	dBA	65 / 63
Air-flow rate (power)	cfm	85
Battery voltage	V	36
Weight (with battery):	lbs	13
Dimensions (L x W x H)	in	19.8 x 11.1 x 7.7

EQUIPMENT

Order No.	Description	List Price
1.394-272.0	BVL 5/1 Bp Battery Powered Vacuum Cleaner	\$1,599.65

ACCESSORIES

Order No.	Description	List Price
■ 2.889-346.0	Suction hose	\$32.96
■ 2.889-148.0	Elbow bend, antistatic	\$30.07
■ 2.889-129.0	Floor tool	\$121.98
■ 2.889-130.0	Crevice tool	\$13.91
■ 6.905-998.0	Upholstery nozzle, complete	\$23.54
■ 2.862-008.0	Telescopic suction tube	\$88.28
■ 6.904-335.0	Fleece filter bag, package of 10	\$52.32
■ 2.889-342.0	HEPA Filter	\$46.65
■ 2.445-075.0	Battery Power+ 36/75	\$484.71
■ 2.445-053.0	Fast Charger Battery Power+ 36V	\$218.28
□ 6.904-333.0	Paper dust bags, package of 10	\$38.31
□ 8.642-918.0	Sidewinder, 15-inch carpet tool with 1.5-inch neck	\$43.12
□ 8.642-919.0	Sidewinder, 15-inch hard floor synthetic brush with 1.5-inch neck	\$69.02

■ Included □ Optional

BV/VAC PAC™ HEPA SERIES



Breathe easy with HEPA filtration.

The BV/VAC PAC HEPA series are portable back mounted vacuums great for increasing productivity, efficiency, while saving you money. Breathe easier with HEPA-level filtration standard on these vacuums. They also have an ergonomic harness system, allowing the operator to move around quickly and easily for maximum productivity.

Meets your needs

- HEPA filtration is now standard, providing optimum air quality by filtering with 99.9% effectiveness to 0.3 microns
- Vacuum hose is a top-mounted swivel design for left-hand and right-hand operation

BV 7/1 VAC PAC 6 HEPA

BV 11/1 VAC PAC 10 HEPA

TECHNICAL SPECIFICATIONS

Specification	Unit	BV 7/1 VAC PAC 6 HEPA	BV 11/1 VAC PAC 10 HEPA
Vacuum width, floor tool	in	13	13
Vacuum hose length	ft	60	60
Power cord length	ft	50	50
Waste container capacity	qt	6	10
Operating noise level	dBa	67	67
Air flow rate	cfm	112	112
Waterlift	in of water	104	104
Motor	watts	1,200	1,200
Weight	lbs	10	11
Dimensions (LxWxH)	in	8.5 x 8.8 x 19.8	8.5 x 8.8 x 23.7

EQUIPMENT

Order No.	Description	List Price
1.014-013.0	BV 7/1 VAC PAC 6 HEPA backpack vacuum, 6 qt. (includes hose and tool kit)	\$992.96
1.014-014.0	BV 11/1 VAC PAC 10 HEPA backpack vacuum, 10 qt. (includes hose and tool kit)	\$1,048.60

ACCESSORIES

Order No.	Description	List Price
■ 8.628-666.0	Wand, 2 PC Aluminum Double Curve	\$119.84
■ 8.619-894.0	Hose Assembly	\$75.97
■ 8.639-285.0	HEPA pleated filter	\$16.80
■ 8.619-884.0	Cloth bag for VAC PAC™ HEPA 10 / BV 11/1	\$70.62
■ 8.619-885.0	10-quart paper bags, 10-pack for BV 11/1	\$56.18
■ 8.619-891.0	Paper bags for VAC PAC™ HEPA 6 / BV 7/1	\$50.40
■ 8.619-890.0	Cloth bags for VAC PAC™ HEPA 6 / BV 7/1	\$59.92
■ 8.619-887.0	Filter Dome	\$4.17
□ 8.628-451.0	24-inch Anodized Aluminum Crevice Tool	\$50.93
□ 8.600-008.0	5-inch Upholstery Tool	\$54.04
□ 8.628-360.0	Upholstery Brush	\$28.36
□ 8.600-007.0	3-inch dusting tool with adapter	\$40.45
□ 8.628-445.0	Tool, Carpet	\$91.49
□ 8.628-444.0	Tool, bristle shod dry pick-up	\$101.12
□ 8.619-876.0	VAC PAC™ Crevice Tool	\$36.06
□ 8.631-254.0	Harness assembly for VAC PAC™ HEPA 6 & 10 and BV 11/1	\$159.43
□ 8.642-914.0	Sidewinder, 15-inch carpet tool with 1.5-inch neck	\$43.12
□ 8.642-915.0	Sidewinder, 15-inch hard floor brush with 1.5-inch neck	\$69.02
□ 8.642-916.0	Sidewinder, 18-inch carpet tool with 1.5-inch neck	\$46.22
□ 8.642-917.0	Sidewinder, 18-inch hard floor brush with 1.5-inch neck	\$80.25

■ Included □ Optional

ECO! T11 BP CARTVAC



Daytime cleaning redesigned.

The Kärcher ECO! T11 Bp Liner CartVac is a professional mobile cleaning solution designed with an integrated hybrid vacuum. The clean design of the Kärcher CartVac allows for organized storage of cleaning supplies, providing a more professional appearance than today's janitorial carts.

Rugged construction

- The body of the ECO! T11 CartVac is backed by a 10-year warranty for years of use.

Easy to operate

- Simple one-touch power switch.
- Coiled, retractable power cord is easy to manage and store.

Quiet operation

- 58 dBA noise level is ideal for daytime cleaning while the sound level at the machine body is actually only 53 dBA.
- The large 12" rear wheels allow for easier maneuverability



ECO! T11 BP LINER

ECO! T11 BP LINER DELUXE

TECHNICAL SPECIFICATIONS

Specification	ECO! T11 BP LINER	ECO! T11 BP LINER DELUXE
Vacuum width, floor tool	in 11	11
Vacuum hose length	ft 20	20
Power cord length	ft 20	20
Waste container capacity	gal N/A	40
Vacuum bag size	qt 10	10
Operating noise level	dBa 58 at wand, 53 at machine body	58 at wand, 53 at machine body
Air flow rate	cfm 85	85
Waterlift	in of water 65	65
Motor	watts 500	500
Weight	lbs 180	194
Dimensions (LxWxH)	in 46 x 25 x 43	46 x 25 x 43

EQUIPMENT

Order No.	Description	List Price
1.013-100.0	ECO! T11 Bp Liner (trash can included in deluxe model only)	\$6,366.50
1.013-101.0	ECO! T11 Bp Liner Deluxe (trash can included in deluxe model only)	\$6,516.30

ACCESSORIES

Order No.	Description	List Price
■ 6.907-410.0	Combination carpet & hard floor tool	\$121.98
■ 6.903-403.0	Crevice tool	\$15.94
■ 8.634-487.0	Upholstery tool	\$18.62
■ 8.619-885.0	10-quart paper bags, 10-pack	\$56.18
■ 8.637-463.0	Battery (3 required)	\$683.73
■ 8.640-211.0	Cloth vacuum bag	\$70.09
□ 6.980-078.0	Mop clip (requires 5.035-488.0)	\$11.34
□ 8.640-187.0	Trash can, 40-gallon (Deluxe model)	\$205.44
□ 8.640-189.0	Home Base supply pouch (Deluxe model)	\$43.12

■ Included □ Optional

VACUUM ACCESSORIES

A job done quickly is a job done right.


Choose from a variety of accessories for your vacuum to boost your productivity. We have the right tool for any job. From the double dry carpet and upholstery hand tool that cleans deeper and dries faster, to the deluxe, standard and spotting wands that can be used with any Windsor Kärcher Group vacuum, we have the right tool for any job.

Increase your productivity

- The right tool can dramatically increase productivity


Specialized needs addressed

- Tackle jobs that would be impossible or at least significantly more difficult without these custom tools



ACCESSORIES

Order No.	Description	List Price
8.628-443.0	14-inch Plastic Squeegee Tool	\$101.12
8.628-447.0	14-inch Metal Squeegee Tool	\$190.46
8.628-444.0	14-inch Plastic Bristle Tool	\$101.12
8.628-446.0	14-inch Metal Bristle Tool	\$182.97
8.628-445.0	14-inch Plastic Carpet Tool	\$91.49
8.628-448.0	12-inch Cast Aluminum Carpet Tool	\$182.97
8.628-449.0	18-inch Cast Aluminum Carpet Tool	\$266.43
8.628-453.0	11-inch Plastic Multi-Purpose Tool	\$95.77
8.600-007.0	3-inch dusting tool with adapter	\$40.45
8.600-008.0	5-inch Upholstery Tool	\$54.04
8.628-360.0	Upholstery Tool Brush (fits #02084)	\$28.36
6.903-403.0	Crevice tool	\$15.94
8.628-451.0	24-inch Anodized Aluminum Crevice Tool	\$50.93
8.628-438.0	Reducer/Adapter	\$15.30
8.614-087.0	Crevice Nozzle (fits #89079)	\$32.74
8.614-468.0	Dusting brush (fits #89079)	\$49.22
8.614-627.0	Upholstery nozzle (fits #89079)	\$31.35
8.614-653.0	Wall and upholstery brush (fits #89079)	\$70.09
8.606-312.0	SpotLite Tool	\$116.63
8.603-302.0	Quick Sweep Tool	\$111.28
8.628-459.0	1 piece Aluminum Double Curve Wand 54-inch	\$175.48
8.628-462.0	1 piece Aluminum Double Curve Wand 49-inch	\$159.43
8.628-460.0	2 piece Steel Double Curve Wand 54-inch	\$159.43
8.628-461.0	1 piece Aluminum Straight Wand 54-inch	\$134.82
8.600-009.0	Extension Tube 20-inch Length	\$22.04
8.609-022.0	Wand for SpotLite or Quick Sweep	\$56.71
8.642-918.0	Sidewinder, 15-inch carpet tool with 1.5-inch neck	\$43.12
8.642-919.0	Sidewinder, 15-inch hard floor synthetic brush with 1.5-inch neck	\$69.02
8.642-920.0	Sidewinder, 8-inch dusting brush, natural, with 1.5-inch neck	\$56.18



IVM 42/1 EXP



IVS 100/65H



IVR-L 100/18-2



IVM 60/24-2



IVM 100/24-2

INDUSTRIAL VACUUMS.

CLEANLINESS AND SAFETY IS NON-NEGOTIABLE.

In a manufacturing facility we understand that removing dust and debris is a challenge. Efficient cleaning is highly critical to your daily production. Kärcher's range of Industrial Vacuums were designed to help boost productivity and help you create a safe and well kept facility.

Industry-Leading 3 Year Warranty

We believe in the quality of our products as much as we care about the people who use them. That's why we're proud to offer the Kärcher 3 year warranty on our entire line of industrial vacuums.

AB 84 CUL



Reduce carpet drying times by up to 50%.

Powerful enough for any job yet economical enough to not break the bank; rely on the AB 84 CUL as your air blower of choice. If you have wet floors or carpet, dry your facility up to 50 percent faster so you can resume to business-as-usual sooner. This economical unit features three speeds as well as three different vertical standing positions so you can direct air anywhere you need to. The powerful 3,000 cfm air movement promotes rapid drying in no time.

- Three speeds of air movement for every type of job
- Sturdy four point motor mount to withstand heavy use and rough handling
- Built-in carpet clip for flood restoration jobs
- Three different three standing positions to allow air to be directed in any angle
- Upright handle and transport wheels for added safety and convenience

AB 84 CUL

TECHNICAL SPECIFICATIONS

Air flow rate - level 1, 2, 3	cfm	3000/2500/2000
Fan speed - level 1, 2, 3	rpm	1600/1350/1050
Power cord length	ft	25
Motor rating	HP	0.5
Voltage	V	115
Weight	lbs	39
Dimensions (L x W x H)	in	22.8 x 16 x 21.5

EQUIPMENT

Order No.	Description	List Price
1.004-039.0	AB 84 CUL, three - speed commercial air blower with upright handle	\$528.58

BR 52/11 ESC ESCALATOR CLEANER



Cleaning escalators is made easy with our reliable cleaning solution.

Powerful and reliable cleaning for escalators, travelators, and inclined moving walkways across all equipment manufacturers. The BR 52/11 ESC escalator cleaner offers efficient and ergonomic cleaning for escalators and moving side walks. With its sturdy design and reliability, this model withstands dirt, water, and misuse for long-lasting results.

Easy to use

- Streamlined three-button control panel simplifies operation and reduces the learning curve for operators
- Clear vacuum chamber provides visual confirmation of the solution recovery and effectiveness of the cleaning process
- Excellent sightlines enable easy monitoring of all systems, ensuring efficient cleaning

Universal brushes featuring tool-free removal

- Effortlessly remove brushes without the need for tools, encouraging quick and hassle-free maintenance
- Compatible with equipment from all manufacturers, reducing replacement costs and offering versatility



BR 52/11 ESC ESCALATOR CLEANER

TECHNICAL SPECIFICATIONS

Cleaning/Recovery Path	in	20.5/20.5
Noise Level	dBA	77.3
Power rating	W	500
Brush speed	RPM	1200
Vac Motor	W	800
Recovery Rate		>75%
Solution Flow Rate	gal/hr	10.2
Fresh/Recovery tanks	gal	4
AC Voltage	v, Hz	110,60
Weight	lbs	254
Dimensions (LxWxH)	in	50.2 x 20.6 x 37.5

EQUIPMENT

Order No.	Description	List Price
1.310-112.0	BR 52/11 ESC Escalator cleaner	\$17,548.00

ACCESSORIES

Order No.	Description	List Price
■ 8.645-808.0	Cylindrical black brushes (2 required)	\$326.35
□ 8.645-879.0	High grit cylindrical brush	\$401.25
■ 8.645-803.0	Solution spray jets	\$52.43
■ 8.645-807.0	Brush end caps (2 required)	\$159.43
■ 8.645-818.0	Workspace drop cloth, 116 inches x 80 inches	\$44.94
■ 8.645-820.0	Brush cleaning tray	\$101.65

■ Included □ Optional

AP 100/50 M



One machine, one totally clean environment.

The AP 100/50 M is a specialty machine dedicated to touchless cleaning. It is designed to remove soils and bacteria while increasing safety. It accurately dispenses cleaning solutions at a safe pressure, then it rinses at low or high pressure and vacuums the surfaces completely dry in 1/3 less time than conventional cleaning methods.

Touchless cleaning

- State-of-the-art touchless cleaning design allows the operator a clutter-free work station, while providing easy access to tools, chemicals and accessories.

Hygienic

- Daily cleaning will completely remove soils and bacteria, leaving your facility "Compass™ Clean."

AP 100/50 M

TECHNICAL SPECIFICATIONS

Cleaning path/width	in	N/A
Solution/recovery capacity	gal	29/19
Theoretical/practical productivity	sq.ft/hr	N/A
Operating noise level	dBa	79
Vacuum	hp, stage	1.25, 2
Water lift	in	82
Air flow rate	cfm	N/A
Pump pressure (low/high)	psi	100-200/700-900
Flow rate	gpm	0.66-1.25
Power cord length	ft	50
Weight	lbs	210
Dimensions (L x W x H)	in	36 x 24.75 x 43

EQUIPMENT

Order No.	Description	List Price
1.007-080.0	AP 100/50, Multi-surface cleaning machine - pressure washer and wet/dry vac, hose and wand included	\$7,848.45

ACCESSORIES

Order No.	Description	List Price
<input type="checkbox"/> 9.840-620.0	4 in 1 Tool Kit (47432, 47431, 47422, 02484)	\$1,289.35
<input type="checkbox"/> 8.604-130.0	Deluxe High Pressure Wand	\$373.43
<input type="checkbox"/> 8.600-048.0	400 psi, Grout Cleaning Tool	\$547.84
<input type="checkbox"/> 9.840-622.0	Dry Vacuum Tool Kit (filter, dusting brush, floor tool)	\$182.97
<input type="checkbox"/> 8.628-455.0	Carpet Cleaning Tool	\$561.75
<input type="checkbox"/> 8.630-188.0	Pressure Sprayer / Pre-Spray Tool	\$441.91
<input type="checkbox"/> 8.624-018.0	Replacement Vacuum Hose, 30 ft.	\$235.40
<input type="checkbox"/> 8.620-035.0	Replacement Solution Delivery Hose, 25 ft.	\$288.90
<input type="checkbox"/> 8.628-339.0	Utility / Accessory Bag (customized fit)	\$203.30
<input type="checkbox"/> 8.623-211.0	Cap and Chemical Feed w/ Dip Tube	\$20.97
<input type="checkbox"/> 8.630-254.0	Hose Rack	\$676.24
<input type="checkbox"/> 8.628-422.0	Powerful Air Blower for surface drying	\$820.69
<input type="checkbox"/> 8.630-261.0	Rack for North Wind Blower	\$104.86

DETERGENTS

Order No.	Description	List Price
<input type="checkbox"/> 8.695-241.0	Compass™ Clean - food service cleaner/degreaser, 4 x 1 gal. (3.8 l.), case	\$130.00
<input type="checkbox"/> 8.695-242.0	Compass™ Shine - concentrated bathroom cleaner/deodorizer, 4 x 1 gal. (3.8 l.), case	\$160.00
<input type="checkbox"/> 8.695-243.0	Compass™ Rinse - spot free drying agent, 12 x 1 qt., case	\$160.00

■ Included □ Optional

SG BP GUM REMOVER



SG1 C BP

TECHNICAL SPECIFICATIONS

Run time	hrs	4
Weight	lbs	11
Dimensions (L x W x H)	in	4.5 x 13 x 20.5

EQUIPMENT

Order No.	Description	List Price
1.013-104.0	SG1 C Bp, backpack gum remover	\$4,922.00

ACCESSORIES

Order No.	Description	List Price
<input type="checkbox"/> 8.639-871.0	Service pack: 2 LPG cartridges, 4 bottles of solution and 2 black stainless steel brushes, 1 green brush. <i>Expect 8-9 hours run time.</i>	\$240.00
<input type="checkbox"/> 8.642-880.0	Stainless steel brushes: 2 pack replacement stainless steel brushes (black)	\$64.20
<input type="checkbox"/> 8.642-931.0	Polypropylene brushes: 2 pack polypropylene brushes (green), for carpet and material	\$32.74
<input type="checkbox"/> 8.639-828.0	Charger	\$233.26
<input type="checkbox"/> 8.638-521.0	Battery	\$1,006.87
<input type="checkbox"/> 8.639-846.0	Lance & hose	\$3,600.55

DETERGENTS

Order No.	Description	List Price
<input type="checkbox"/> 8.638-579.0	12-Pack of gas bottles	\$505.00
<input type="checkbox"/> 8.638-580.0	24 liters of gum remover solution	\$722.00

■ Included □ Optional

Turn up the heat on gum removal.

The Kärcher SG 1 C Bp is a portable gum remover. Powered by a single lithium ion battery, this gum remover is quiet and offers up to 4 hours of uninterrupted operation. Gum is removed in 4-6 seconds, and it is safe to use on stone, concrete and even carpet. Great for maintaining shopping malls, schools, train stations, airports, hotels, hospitals, restaurants and supermarkets.

Easy to Use

- SG1 C Bp's low pressure fuel canisters are designed to ensure delivery of proper fuel volume and safe operation.

Ultimate portability

- No cords ensures safety and convenience

Environmentally friendly

- No harsh residue – safe on all surfaces

SG 4/4



Clean without chemicals.

Time is money—particularly in commercial cleaning. The SG 4/4 steamer has an ingenious two-tank filling system allowing for continuous use. Steam cleaning can impressively remove bacteria without chemical. It is also ideal for cleaning kitchens and grout.

Continuous use

- Our unique two-tank system allows for continuous use
- Very little time is needed to heat up the unit

Adjust to your needs

- Control the level of steam
- Switch to pressurized hot water to remove stubborn dirt

Designed for your health

- Only water is used by the SG 4/4 to save you money and to improve the health of users and guests

SG 4/4

TECHNICAL SPECIFICATIONS

Voltage	V	110
Steam temp/pressure	°F/psi	248/58
Tank capacity	gal	1.06
Cable length	in	24.5
Weight without accessories	lbs	17.6
Dimensions (L x W x H)	in	19 x 12.6 x 10.8

EQUIPMENT

Order No.	Description	List Price
1.092-805.0	SG 4/4, Commercial steam cleaner	\$2,391.45
9.841-414.0	SG 4/4 Commercial steam cleaner with transport cart	\$3,065.55

ACCESSORIES

Order No.	Description	List Price
■ 4.322-020.0	Steam Hose	\$281.41
■ 4.127-024.0	Extension Tube	\$5.56
■ 2.884-280.0	Hand Tool	\$23.54
■ 6.906-185.0	Floor Nozzle	\$118.77
■ 2.863-263.0	Power Nozzle Set	\$19.80
■ 2.884-281.0	Point Jet Nozzle	\$23.54
■ 4.013-030.0	Funnel	\$76.51
■ 2.863-264.0	Round Brush Set	\$18.73
□ 2.863-025.0	Window Nozzle	\$17.66
□ 6.273-140.0	Wiper Blade (window)	\$39.27
□ 2.863-062.0	Wallpaper Stripper	\$52.43
□ 2.863-171.0	Steam+Clean Microfiber Cloth Set for Bathrooms (Includes 4 different cloths)	\$167.99
□ 2.863-172.0	Steam+Clean Microfiber Cloth Set for Kitchens (Includes 4 different cloths)	\$167.99
□ 2.863-173.0	Steam+Clean Microfiber Velour Floor Cloth Set (Includes 2 cloths)	\$110.21
□ 2.863-174.0	Steam+Clean Microfiber Velour Cloth Covers for the Hand Tool (Includes 2 cloths)	\$109.14
□ 6.962-097.0	Filling Funnel	\$15.94
□ 2.885-465.0	Floor Tool Replacement	\$89.88
□ 6.962-239.0	Two Wheel Transport Cart	\$676.24

■ Included □ Optional

SGV 8/5 CLASSIC



Chemical free hygiene, non-stop.

The easy-to-use SGV 8/5 steam vacuum cleaner offers hygienic cleanliness. A single machine that is a steam cleaner and wet vacuum cleaner in one. With EASY dial, secure accessory integration and hand tool for controlling the steam/vacuum function.

Straight forward operation

- One easy-to-use dial controls all operation
- Self-explanatory symbols means less training required

Continuous operation

- Our unique design allows you to refill the water while in use

Change on the go

- The Included hand tool features an adjustment knob that allows you to adjust the water/steam regulation and turn the vacuum on and off.



SGV 8/5 CLASSIC

TECHNICAL SPECIFICATIONS

Steam pressure	PSI	116	Cable length	ft	24.6
Heating output	W	3000	Voltage	V	150
Heat-up time	min	7	Frequency	Hz	60
Boiler temperature	°F	Max. 343	Weight without accessories	lbs	88.18
Hot water temperature	°F	158-343	Weight incl. packaging	lbs	105.82
Fresh water tank /Dirty water tank	Gal	1.3 / 1.3	Dimensions (LxWxH)	in	25.2x19.5x38

EQUIPMENT

Order No.	Description	List Price
1.092-020.0	SGV 8/5 Classic, commercial steam cleaner and wet vacuum	\$7,099.45

ACCESSORIES

Order No.	Description	List Price
■ 4.440-009.0	Steam/suction hose with steam/suction gun, length 13.12 ft, for SGV steam vacuum cleaner	\$1,284.00
■ 2.889-004.0	Steam/suction tube, SGV, two pieces, length per piece 19.9 in	\$181.90
■ 2.889-008.0	Hand nozzle for SGV steam vacuum cleaner. One set of brush strips and one set of rubber strips are included in the scope of supply. Width: 6in.	\$35.10
■ 2.889-011.0	Extension adapter for attaching round brushes and crevice nozzle, length 7.28 in	\$40.98
■ 2.889-052.0	Adapter for attaching round brushes	\$10.49
■ 2.889-028.0	Crevice nozzle 7.87 in for SGV steam vacuum cleaner	\$15.73
■ 2.863-011.0	Round brush set	\$24.61
■ 2.889-005.0	Floor nozzle 11.8in for SGV steam vacuum cleaner	\$63.13
■ 2.889-053.0	Triangle nozzle for cleaning floor corners with SGV	\$83.46
■ 2.889-009.0	Brush strips for hand nozzle 2.889-008.0.	\$13.27
■ 2.889-010.0	Rubber strip for hand nozzle 2.889-008.0	\$15.52
■ 2.889-006.0	Brush strips, 11.8in	\$16.05
■ 2.889-007.0	Rubber strip, 11.8in	\$15.94
□ 6.907-588.0	Round brush, green, Pekalon	\$7.81
□ 6.907-589.0	Round brush, yellow, Pekalon	\$7.54
□ 6.907-590.0	Round brush, red, Pekalon	\$7.65
□ 6.907-540.0	Pekalon round brush	\$22.15
□ 6.907-587.0	Round brush, blue, Pekalon	\$7.60

■ Included □ Optional

A man wearing safety glasses, a grey t-shirt, and black overalls is using a Kärcher pressure washer to clean concrete steps. He is holding the trigger gun with both hands, and a high-pressure water spray is directed at the steps. The background features a modern building with large windows and decorative dandelion patterns in blue and yellow on the facade. The scene is set outdoors during the day.

KÄRCHER PRESSURE WASHERS

HDS UPRIGHT CLASS



Mobility at its finest.

This high-performance, robust upright machine offers outstanding maneuverability, easy transport and intuitive operation. Ideal for tradesmen, commercial use and contract cleaners.

Features

- Effortless transport over landings or stairs and space saving storage
- Large, flat-free tires for unpaved surfaces
- Large fine mesh filter reliably protects against dirt particle damage
- Easy!Force gun with cruise control like technology - uses its own recoil force to hold the trigger down – so no more sore hands after hours of use



TECHNICAL DATA

Model	Part No.	GPM	PSI	Drive	HP	Electrical	Amps	Pump	Ship Weight (lbs)	Ship Dimensions (L x W x H) Inches	List Price
HDS 1.7/12 U Ed	1.064-907.0	1.7	1200	Direct	2.3	110-120V / 1ph	12.5	Kärcher Axial	178	28 x 28 x 46	\$4,296.05

These products are only available to authorized Kärcher Pressure Washer & Floorcare dealers / Rental customers. Direct any questions to your account rep.

ACCESSORIES

Order No.	Description	List Price
■ 4.118-005.0	■ EASY!Force trigger gun (German model) - zero force required.	\$80.25
■ 4.112-006.0	■ 33" spray lance	\$99.51
■ 6.110-034.0	■ 33' high-pressure hose	\$93.09
■ 4.117-027.0	■ Triple jet nozzle, 032	\$127.33
□ 2.112-015.0	■ Gutter cleaning lance	\$491.13
□ 4.112-032.0	■ Underbody lance	\$45.37
□ 6.110-051.0	■ High-pressure hose, 33', 10m DN8, suitable for food industry, extension piece	\$162.64
□ 6.110-049.0	■ Pipe cleaning hose	\$294.25
□ 2.111-013.0	■ FR 30 ME surface cleaner	\$530.72
□ 2.111-011.0	■ Surface cleaner FR 30	\$391.62
□ 4.115-000.0	■ Wet blasting attachment	\$537.14
□ 4.113-003.0	■ Rotating washing brush natural fiber bristles	\$103.79
□ 4.113-004.0	■ Rotating washing brush nylon bristles	\$90.42
□ 2.113-000.0	■ Power nozzle 25° spray angle	\$42.48
□ 4.114-019.0	■ Dirtblaster Nozzle 035	\$121.98
□ 4.637-033.0	■ Detergent injector for high pressure	\$330.63
□ 2.115-000.0	■ Quick coupling	\$65.81
□ 2.115-001.0	■ Plug nipple	\$26.00
□ 4.112-000.0	■ 41" Spray lance	\$94.16

■ Included □ Optional ■ Compatible with EASY!Lock

WARNING: Gas engine pressure washers can expose you to chemicals including Lead and Diisononyl Phthalate, which are known to the State of California to cause cancer, birth defects or other reproductive harm. For more information go to www.P65Warnings.ca.gov. Effective January 1, 2025. Prices, specifications and product descriptions subject to change without notice.

HDS COMPACT CLASS

LIMITED STOCK



It's all in the detail.

Kärcher's German-built electric hot water machines are the most advanced on the market, featuring Kärcher's patented axial pump integrated with a 2-pole motor for optimum efficiency. Kärcher's efficient and compact downdraft-fired burner uses far less fuel than standard heat exchangers. Units come standard with low-fuel shut-off, low-water protection, high-temperature shut-off, thermal overload protection, EASY!Force gun, and 50' hose. All units are certified ETL safety standards.

Features

- eco!efficiency mode – economical and environmentally friendly, even during longer periods of use, and this mode reduces fuel consumption and CO2 emissions by 20%
- Robust wheels and steering mechanism for maneuverability
- Large integrated handles in the chassis
- Integrated tilting aid for effortlessly negotiating obstacles such as steps and curves



TECHNICAL DATA

Model	Part No.	GPM	PSI	Drive	HP	Electrical	Amps	Pump	Ship Weight (lbs)	Ship Dimensions (L x W x H) Inches	List Price
HDS 2.3/12 C Ed	1.272-901.0	2.3	1100	Direct	2.8	110-120V / 1ph	18.5	Kärcher Axial	270	40 x 28 x 41	\$5,911.75

These products are only available to authorized Kärcher Pressure Washer & Floorcare dealers / Rental customers. Direct any questions to your account rep.

ACCESSORIES

Order No.	Description	List Price
■ 4.118-005.0 ■	EASY!Force trigger gun (German model) - zero force required.	\$80.25
■ 4.112-000.0 ■	41" spray lance	\$94.16
■ 6.110-030.0 ■	High pressure hose, 50', both sides Easy!Lock, ID 8	\$144.45
■ 4.117-037.0 ■	Triple jet nozzle, 050 (for machine 1.272-901.0)	\$128.40
□ 4.111-041.0 ■	Adapter for Easy!Force trigger gun connection to 3/8" hose	\$28.25

■ Included □ Optional ■ Compatible with EASY!Lock

MOJAVE SERIES




Robust and innovative.

The Kärcher Mojave series is the perfect all-around machine for a variety of applications and target groups, including agriculture, automotive and transportation industries. The machines deliver the highest performance for best cleaning results - all combined in a robust package. The components include unique features in the market and combine it with high quality components engineered for a high product lifetime. Steam pressure washing offers superior cleaning power, eco-friendly sanitization, and quicker drying times, all while using less water and minimizing surface damage.

New innovative features and upgrades

- Standard auto start/stop and stainless steel side panels
- Equipped with EASY!Force accessories, hour meter, status LED, crane hook, and other upgraded features
- Steam stage included on Plus and Premium models
- Servo Control only on Premium models



TECHNICAL DATA

Model	Class	Part No.	GPM	PSI	Motor	Electrical	Amps	Steam Mode	Pressure Adjustment	Ship Weight (lbs)	Ship Dimensions (L x W x H) Inches	List Price
HDS 2.2/12 Ed	Prime	1.109-151.0	2.2	1200	2-pole	120V / 1ph	20	No	–	397	50 x 40 x 50	\$6,179.25
HDS 3.0/20-4 Ea/Eg	Plus	1.109-153.0	3.0	2000	4-pole	208-230V / 1ph	26	Yes	At unloader	507	50 x 40 x 50	\$8,051.75
HDS 3.5/30 Eg	Plus	1.109-154.0	3.5	3000	4-pole	208V / 1ph	35	Yes	At unloader	550	50 x 40 x 50	\$10,839.10
HDS 3.5/30-4 Ea	Plus	1.109-155.0	3.5	3000	4-pole	230V / 1ph	35	Yes	At unloader	507	50 x 40 x 50	\$10,839.10
HDS 4.0/20 Eg	Premium	1.109-156.0	4.0	2000	4-pole	208V / 1ph	30	Yes	Servo Control	550	50 x 40 x 50	\$10,041.95
HDS 4.0/20-4 Ea	Premium	1.109-157.0	4.0	2000	4-pole	230V / 1ph	30	Yes	Servo Control	550	50 x 40 x 50	\$10,041.95
HDS 4.0/20-4 Eh/Eb	Premium	1.109-158.0	4.0	2000	4-pole	208-230V / 3ph	24	Yes	Servo Control	550	50 x 40 x 50	\$10,041.95
HDS 4.0/20-4 Ec	Premium	1.109-159.0	4.0	2000	4-pole	460V / 3ph	12	Yes	Servo Control	550	50 x 40 x 50	\$10,041.95
HDS 4.0/30-4 Eh/Eb	Premium	1.109-163.0	4.0	3000	4-pole	208-230V / 3ph	30	Yes	Servo Control	550	50 x 40 x 50	\$11,149.40
HDS 4.0/30-4 Ec	Premium	1.109-164.0	4.0	3000	4-pole	460V / 3ph	14	Yes	Servo Control	550	50 x 40 x 50	\$11,149.40
HDS 4.0/30-4 Ef	Premium	1.109-165.0	4.0	3000	4-pole	575V / 3ph	12	Yes	Servo Control	550	50 x 40 x 50	\$11,149.40
HDS 5.0/30-4 Eh/Eb	Premium	1.109-166.0	5.0	3000	4-pole	208-230V / 3ph	34	Yes	Servo Control	550	50 x 40 x 50	\$11,780.70
HDS 5.0/30-4 Ec	Premium	1.109-167.0	5.0	3000	4-pole	460V / 3ph	16	Yes	Servo Control	550	50 x 40 x 50	\$11,780.70
HDS 5.0/30-4 Ef	Premium	1.109-168.0	5.0	3000	4-pole	575V / 3ph	13	Yes	Servo Control	550	50 x 40 x 50	\$11,780.70

These products are only available to authorized Kärcher Pressure Washer & Floorcare dealers / Rental customers. Direct any questions to your account rep.

ACCESSORIES

Order No.	Description	List Price
■ 4.118-005.0 ■	EASY!Force trigger gun (German model) - zero force required	\$80.25
■ 4.112-000.0 ■	41" spray lance	\$94.16
■ 6.110-029.0 ■	50' EASY!Lock Longlife hose with ANTI!Twist connection (included on premium units)	\$188.32
■ 6.110-030.0 ■	50' EASY!Lock hose with ANTI!Twist connection (included on standard units)	\$144.45
■ 2.113-007.0 ■	Power nozzle 25042 for HDS 3.0/20-4 Ea/Eg	\$26.96
■ 2.113-021.0 ■	Power nozzle 25040 for HDS 3.5/30-4 Ea	\$26.96
■ 4.115-020.0 ■	Power nozzle 25058 for HDS 4.0/20-4 Ea Premium	\$26.75
■ 2.114-008.0 ■	Steam nozzle (included on HDS 4.0/20-4 Ea)	\$27.29
■ 4.118-008.0 ■	Servo Control dial (included on HDS 4.0/20-4 Ea)	\$90.42
□ 8.750-685.0	100' pivot reel	\$531.79
□ 9.808-276.0	Hose reel bracket kit (hose reel not included)	\$136.96

■ Included □ Optional ■ Compatible with EASY!Lock

WARNING: Gas engine pressure washers can expose you to chemicals including Lead and Diisononyl Phthalate, which are known to the State of California to cause cancer, birth defects or other reproductive harm. For more information go to www.P65Warnings.ca.gov.

HDS SPECIAL CLASS




The zero emission specialist.

The emission-free HDS-E 3.3/25-4M Ec with electric heater is ideal where exhaust gases are undesirable or prohibited. Thanks to the unique type of heater insulation and Kärcher eco!efficiency mode, the HDS-E 3.3/25-4M Ec is efficient and eco-friendly. Models are certified to ETL safety standards.

Features

- eco!efficiency mode – economical and environmentally friendly, even during longer periods of use
- Intuitive operation with large single-button selector dial



TECHNICAL DATA

Model	Part No.	GPM	PSI	Drive	HP	Electrical	Amps	Pump	Ship Weight (lbs)	Ship Dimensions (L x W x H) Inches	List Price
HDS-E 3.3/25-4M Ec	1.030-902.0	1.6-3.3	465-2520	Direct	7.5	460V / 3ph	35	Kärcher Axial	290	50 x 32 x 45	\$14,017.00
HDS-E 3.3/25-4M Ef	1.030-903.0	1.6-3.3	465-2520	Direct	7.5	575V / 3ph	28	Kärcher Axial	352	50 x 32 x 45	\$14,134.70

These products are only available to authorized Kärcher Pressure Washer dealers / Rental customers. Direct any questions to your account rep.

ACCESSORIES

Order No.	Description	List Price
■ 4.118-005.0 ■	EASY!Force trigger gun (German model) - zero force required.	\$80.25
■ 4.112-000.0 ■	41" spray lance	\$94.16
■ 6.110-030.0 ■	50' EASY!Lock Longlife hose with ANTI!Twist connection	\$144.45
■ 2.113-009.0 ■	Power nozzle, TR 25047	\$26.00
□ 2.111-013.0 ■	Surface cleaner, FR 30 ME	\$530.72
□ 4.111-037.0 ■	Coupler	\$22.26
□ 4.118-007.0 ■	Servo Control	\$90.42
□ 4.111-036.0 ■	Adapter for EASY!Lock lance connecting to M18 Dirtblaster nozzle	\$21.94
□ 4.111-041.0 ■	Adapter for EASY!Lock gun connecting to 3/8" hose	\$28.25
□ 8.750-685.0	100' pivot reel	\$531.79
□ 8.921-775.0	Hose reel bracket (complete with Easy!Lock adapter, street elbow and 6' jumper hose)	\$225.77

■ Included □ Optional ■ Compatible with EASY!Lock

WARNING: Gas engine pressure washers can expose you to chemicals including Lead and Diisononyl Phthalate, which are known to the State of California to cause cancer, birth defects or other reproductive harm. For more information go to www.P65Warnings.ca.gov. Effective January 1, 2025. Prices, specifications and product descriptions subject to change without notice.

HDS CABINET



Cleaning technology for indoors.

This Kärcher all-electric hot water pressure washer introduces hot-water tank technology to deliver hot water on demand ideal for indoor cleaning. Water is heated by flowing through a coil inside an 80-gallon water tank. Heating elements generate 138,000 BTU to produce hot water of up to 180°F. All models are certified to ETL safety standards.

Features

- Heavy-duty, steel cabinets are protected by an epoxy powder coat finish; upper cabinet ventilated for cool operation
- Thermal pump saver valve prevents damage by venting recirculated water
- Low-water flow switch prevents damage to heating elements due to lack of water
- Easy-to-attach detergent injector and three quick couplers nozzles
- Auto start function allows unit to be turned on with pull of the trigger
- EASY!Force gun with cruise control like technology - uses its own recoil force to hold the trigger down - so, no more sore hands after hours of use



TECHNICAL DATA

Model	Part No.	GPM	PSI	Drive	HP	Electrical	Amps	Pump	Ship Weight (lbs)	Ship Dimensions (L x W x H) Inches	List Price
HDS 4.0/20 E Ec	1.109-075.0	4.2	2000	Belt	6.2	460V / 3ph	55	Kärcher KM	640	32 x 24 x 52	\$14,990.70
HDS 4.0/30 E Ec	1.109-076.0	3.5	3000	Belt	7.5	460V / 3ph	59	Kärcher KM	640	32 x 24 x 52	\$15,707.60
HDS 4.0/20 E Ef	1.109-956.0	3.5	2000	Belt	5	575V / 3ph	46	Kärcher KM	620	34 x 25 x 52	\$14,990.70
HDS 4.0/30 E Ef	1.109-957.0	3.5	3000	Belt	7.5	575V / 3ph	49	Kärcher KM	640	34 x 25 x 52	\$16,274.70

These products are only available to authorized Kärcher Pressure Washer dealers / Rental customers. Direct any questions to your account rep.

ACCESSORIES

Order No.	Description	List Price
■ 8.756-481.0 ■	EASY!Force trigger gun (North American Model) - zero force required. Standard 1/4" connection for wand, 3/8" connection for hose.	\$111.28

OPTIONS (FACTORY INSTALLED)

Order No.	Description	List Price
<input type="checkbox"/> 8.925-520.0	Time delay shutdown (replaces auto start-stop) (only for 460V units)	\$79.18
<input type="checkbox"/> 9.801-002.0	Pressure washer stainless steel cabinet (only for 460V units)	\$469.73

■ Included Optional ■ Please Note: NOT compatible with EASY!Lock

WARNING: Gas engine pressure washers can expose you to chemicals including Lead and Diisononyl Phthalate, which are known to the State of California to cause cancer, birth defects or other reproductive harm. For more information go to www.P65Warnings.ca.gov. Effective January 1, 2025. Prices, specifications and product descriptions subject to change without notice.

SECHURA SERIES



High cleaning performance.

The North American Kärcher HDS natural gas and LP-heated cabinet pressure washer delivers up to 9.5 gpm at 3000 psi of industrial power. Built in the U.S.A., each model is constructed with anodized structural rivets, industrial motors and Kärcher pumps that are backed by a 7-year warranty.

Features

- All-access cabinet design with six lift out panels and easy lock fasteners provides easy access to components for maintenance in tight situations
- Swing-out cast iron burner ring with separate “stay-in-place” ignition pilot light allows easy access and removal of the burner ring
- Improved “Stay-Tite” belt tensioning system maintains belt tension on the pump with a torsion bar for precise tension adjustment
- The heating coil is made of leak-free, cold rolled, schedule 80 steel pipe and is wrapped with a thick foil blanket insulation that keeps cabinet walls cool to the touch
- EASY!Force gun with cruise control like technology - uses its own recoil force to hold the trigger down - so, no more sore hands after hours of use



ACCESSORIES

Order No.	Description	List Price
■ 4.118-005.0 ■	EASY!Force trigger gun (German model) - zero force required.	\$80.25
□ 8.917-509.0	Kit, wireless remote pump/burner/detergent	\$2,680.35
□ 8.921-832.0	Wireless hand-held transmitter	\$685.87
□ 8.917-817.0	Kit, wall bracket wireless transmitter	\$241.82
□ 8.921-774.0	NG kit, wired remote station - pump and burner (note: cord length is 20 ft)	\$662.33
□ 8.921-773.0	NG kit, wired remote detergent	\$329.56
□ 8.922-157.0	Remote control box (wired) (Pump / burner switch Included, add 8.921-773.0 for detergent switch). For additional remote only.	\$579.94
□ 8.917-507.0	Snap-N-Go Auto Start/Stop Kit w/ Lock Out (no remote, or wireless remote)	\$344.54
□ 9.807-646.0	Snap-N-Go Auto Start/Stop Kit w/o Lock Out (wired remote, requires 8.921-774.0)	\$357.38
□ 8.917-508.0	Snap-N-Go Time Delay Kit	\$238.61
□ 8.921-776.0	Kit, steam combo	\$280.34
□ 9.801-040.0	Draft diverter, 10", up to 5 gpm	\$210.79
□ 8.717-730.0	Draft diverter, 12", over 5 gpm	\$330.63
□ 8.753-474.0	Draft damper, 10"	\$36.59
□ 8.753-478.0	Draft damper, 12"	\$18.62
□ 8.753-706.0	Reducer, stack 12" to 10"	\$41.41
□ 8.753-707.0	Reducer, stack 10" to 8"	\$33.17
□ 8.923-213.0	Outlet relocater	\$64.74

■ Included □ Optional ■ Compatible with EASY!Lock

SECHURA - NG

TECHNICAL DATA

Model	Part No.	GPM	PSI	Drive	HP	Electrical	Amps	Pump	BTU	Ship Weight (lbs)	Ship Dimensions (L x W x H) Inches	List Price
Natural Gas-Heated 3.5-5.0 GPM Medium Cabinet Design												
HDS 3.5/20 Ea ST NG	1.109-715.0	3.5	2000	Belt	5	230V / 1ph	25	KBP4025R	320000	815	49 x 24 x 48	\$11,235.00
HDS 4.0/22 Ea ST NG	1.109-716.0	4	2200	Belt	6.2	230V / 1ph	29	KM4035R	364000	843	49 x 24 x 48	\$12,305.00
HDS 4.0/22 Eb ST NG	1.109-717.0	4	2200	Belt	6.2	230V / 3ph	16	KM4035R	364000	843	49 x 24 x 48	\$12,305.00
HDS 4.0/22 Ec ST NG	1.109-718.0	4	2200	Belt	6.2	460V / 3ph	7	KM4035R	364000	843	49 x 24 x 48	\$12,305.00
HDS 4.0/22 Ef ST NG	1.109-719.0	4	2200	Belt	6.2	575V / 3ph	6.5	KM4035R	364000	843	49 x 24 x 48	\$12,305.00
HDS 4.0/22 Eg ST NG	1.109-720.0	4	2200	Belt	6.2	208V / 1ph	30	KM4035R	364000	843	49 x 24 x 48	\$12,305.00
HDS 4.0/22 Eh ST NG	1.109-721.0	4	2200	Belt	6.2	208V / 3ph	18	KM4035R	364000	843	49 x 24 x 48	\$12,305.00
HDS 3.9/30 Ea ST NG	1.109-723.0	3.9	3000	Belt	8.2	230V / 1ph	36	KM4035R	354000	856	49 x 24 x 48	\$13,375.00
HDS 3.9/30 Eb ST NG	1.109-724.0	3.9	3000	Belt	8.2	230V / 3ph	25	KM4035R	354000	856	49 x 24 x 48	\$13,375.00
HDS 3.9/30 Ec ST NG	1.109-725.0	3.9	3000	Belt	8.2	460V / 3ph	11	KM4035R	354000	856	49 x 24 x 48	\$13,375.00
HDS 3.9/30 Ef ST NG	1.109-726.0	3.9	3000	Belt	8.2	575V / 3ph	14	KM4035R	354000	856	49 x 24 x 48	\$13,375.00
HDS 3.9/30 Eg ST NG	1.109-727.0	3.9	3000	Belt	8.2	208V / 1ph	38	KM4035R	354000	856	49 x 24 x 48	\$13,375.00
HDS 3.9/30 Eh ST NG	1.109-728.0	3.9	3000	Belt	8.2	208V / 3ph	27	KM4035R	354000	856	49 x 24 x 48	\$13,375.00
HDS 5.0/23 Ea ST NG	1.109-730.0	5.0	2300	Belt	8.2	230V / 1ph	36	KT6036R	439000	856	49 x 24 x 48	\$14,445.00
HDS 5.0/23 Eb ST NG	1.109-731.0	5.0	2300	Belt	8.2	230V / 3ph	25	KT6036R	439000	856	49 x 24 x 48	\$14,445.00
HDS 5.0/23 Ec ST NG	1.109-732.0	5.0	2300	Belt	8.2	460V / 3ph	11	KT6036R	439000	856	49 x 24 x 48	\$14,445.00
HDS 5.0/23 Ef ST NG	1.109-733.0	5.0	2300	Belt	8.2	575V / 3ph	14	KT6036R	439000	856	49 x 24 x 48	\$14,445.00
HDS 5.0/23 Eg ST NG	1.109-734.0	5.0	2300	Belt	8.2	208V / 1ph	38	KT6036R	439000	856	49 x 24 x 48	\$14,445.00
HDS 5.0/23 Eh ST NG	1.109-735.0	5.0	2300	Belt	8.2	208V / 3ph	27	KT6036R	439000	856	49 x 24 x 48	\$14,445.00
HDS 4.8/30 Ea ST NG	1.109-736.0	4.8	3000	Belt	10	230V / 1ph	42	KT6036R	415000	885	49 x 24 x 48	\$14,445.00
HDS 4.8/30 Eb ST NG	1.109-737.0	4.8	3000	Belt	10	230V / 3ph	26	KT6036R	415000	885	49 x 24 x 48	\$14,445.00
HDS 4.8/30 Ec ST NG	1.109-738.0	4.8	3000	Belt	10	460V / 3ph	15	KT6036R	415000	885	49 x 24 x 48	\$14,445.00
HDS 4.8/30 Ef ST NG	1.109-739.0	4.8	3000	Belt	10	575V / 3ph	14	KT6036R	415000	885	49 x 24 x 48	\$14,445.00
HDS 4.8/30 Eg ST NG	1.109-740.0	4.8	3000	Belt	10	208V / 1ph	49	KT6036R	415000	885	49 x 24 x 48	\$14,445.00
HDS 4.8/30 Eh ST NG	1.109-741.0	4.8	3000	Belt	10	208V / 3ph	32	KT6036R	415000	885	49 x 24 x 48	\$14,445.00

These products are only available to authorized Karcher Pressure Washer dealers / Rental customers. Direct any questions to your account rep.

TECHNICAL DATA

Model	Part No.	GPM	PSI	Drive	HP	Electrical	Amps	Pump	BTU	Ship Weight (lbs)	Ship Dimensions (L x W x H) Inches	List Price
Natural Gas-Heated 6.3+ GPM Large Cabinet Design												
HDS 6.3/32 Eb ST NG	1.109-744.0	6.3	3200	Belt	15	230V / 3ph	39	KT6036R	507000	1825	64 x 35 x 61	\$18,725.00
HDS 6.3/32 Ec ST NG	1.109-745.0	6.3	3200	Belt	15	460V / 3ph	19	KT6036R	507000	1825	64 x 35 x 61	\$18,725.00
HDS 6.3/32 Ef ST NG	1.109-746.0	6.3	3200	Belt	15	575V / 3ph	18	KT6036R	507000	1825	64 x 35 x 61	\$18,725.00
HDS 6.3/32 Eh ST NG	1.109-747.0	6.3	3200	Belt	15	208V / 3ph	39	KT6036R	507000	1825	64 x 35 x 61	\$18,725.00
HDS 8.0/32 Eb ST NG	1.109-748.0	8.0	3200	Belt	20	230V / 3ph	46	KX9536R	658000	1840	64 x 35 x 61	\$20,865.00
HDS 8.0/32 Ec ST NG	1.109-749.0	8.0	3200	Belt	20	460V / 3ph	26	KX9536R	658000	1840	64 x 35 x 61	\$20,865.00
HDS 8.0/32 Ef ST NG	1.109-750.0	8.0	3200	Belt	20	575V / 3ph	21	KX9536R	658000	1840	64 x 35 x 61	\$20,865.00
HDS 8.0/32 Eh ST NG	1.109-751.0	8.0	3200	Belt	20	208V / 3ph	60	KX9536R	658000	1840	64 x 35 x 61	\$20,865.00
HDS 9.5/30 Eb ST NG	1.109-752.0	9.5	3000	Belt	20	230V / 3ph	52	KX1036R	816000	1910	64 x 35 x 61	\$23,005.00
HDS 9.5/30 Ec ST NG	1.109-753.0	9.5	3000	Belt	20	460V / 3ph	26	KX1036R	816000	1910	64 x 35 x 61	\$23,005.00
HDS 9.5/30 Ef ST NG	1.109-754.0	9.5	3000	Belt	20	575V / 3ph	21	KX1036R	816000	1910	64 x 35 x 61	\$23,005.00
HDS 9.5/30 Eh ST NG	1.109-755.0	9.5	3000	Belt	20	208V / 3ph	60	KX1036R	816000	1910	64 x 35 x 61	\$23,005.00

These products are only available to authorized Karcher Pressure Washer dealers / Rental customers. Direct any questions to your account rep.

SECHURA - LP

TECHNICAL DATA

Model	Part No.	GPM	PSI	Drive	HP	Electrical	Amps	Pump	BTU	Ship Weight (lbs)	Ship Dimensions (L x W x H) Inches	List Price
LP Gas-Heated 3.5-5.0 GPM Medium Cabinet Design												
HDS 3.5/20 Ea ST LP	1.109-756.0	3.5	2000	Belt	5	230V / 1ph	25	KBP4025R	320000	815	49 x 24 x 48	\$11,235.00
HDS 4.0/22 Ea ST LP	1.109-757.0	4	2200	Belt	6.2	230V / 1ph	29	KM4035R	364000	843	49 x 24 x 48	\$12,305.00
HDS 4.0/22 Eb ST LP	1.109-758.0	4	2200	Belt	6.2	230V / 3ph	16	KM4035R	364000	843	49 x 24 x 48	\$12,305.00
HDS 4.0/22 Ec ST LP	1.109-759.0	4	2200	Belt	6.2	460V / 3ph	7	KM4035R	364000	843	49 x 24 x 48	\$12,305.00
HDS 4.0/22 Ef ST LP	1.109-760.0	4	2200	Belt	6.2	575V / 3ph	6.5	KM4035R	364000	843	49 x 24 x 48	\$12,305.00
HDS 4.0/22 Eg ST LP	1.109-761.0	4	2200	Belt	6.2	208V / 1ph	30	KM4035R	364000	843	49 x 24 x 48	\$12,305.00
HDS 4.0/22 Eh ST LP	1.109-762.0	4	2200	Belt	6.2	208V / 3ph	18	KM4035R	364000	843	49 x 24 x 48	\$12,305.00
HDS 3.9/30 Ea ST LP	1.109-764.0	3.9	3000	Belt	8.2	230V / 1ph	36	KM4035R	354000	856	49 x 24 x 48	\$13,375.00
HDS 3.9/30 Eb ST LP	1.109-765.0	3.9	3000	Belt	8.2	230V / 3ph	25	KM4035R	354000	856	49 x 24 x 48	\$13,375.00
HDS 3.9/30 Ec ST LP	1.109-766.0	3.9	3000	Belt	8.2	460V / 3ph	11	KM4035R	354000	856	49 x 24 x 48	\$13,375.00
HDS 3.9/30 Ef ST LP	1.109-767.0	3.9	3000	Belt	8.2	575V / 3ph	14	KM4035R	354000	856	49 x 24 x 48	\$13,375.00
HDS 3.9/30 Eg ST LP	1.109-768.0	3.9	3000	Belt	8.2	208V / 1ph	38	KM4035R	354000	856	49 x 24 x 48	\$13,375.00
HDS 3.9/30 Eh ST LP	1.109-769.0	3.9	3000	Belt	8.2	208V / 3ph	27	KM4035R	354000	856	49 x 24 x 48	\$13,375.00
HDS 5.0/23 Ea ST LP	1.109-771.0	5.0	2300	Belt	8.2	230V / 1ph	36	KT6036R	439000	856	49 x 24 x 48	\$14,445.00
HDS 5.0/23 Eb ST LP	1.109-772.0	5.0	2300	Belt	8.2	230V / 3ph	25	KT6036R	439000	856	49 x 24 x 48	\$14,445.00
HDS 5.0/23 Ec ST LP	1.109-773.0	5.0	2300	Belt	8.2	460V / 3ph	11	KT6036R	439000	856	49 x 24 x 48	\$14,445.00
HDS 5.0/23 Ef ST LP	1.109-774.0	5.0	2300	Belt	8.2	575V / 3ph	14	KT6036R	439000	856	49 x 24 x 48	\$14,445.00
HDS 5.0/23 Eg ST LP	1.109-775.0	5.0	2300	Belt	8.2	208V / 1ph	38	KT6036R	439000	856	49 x 24 x 48	\$14,445.00
HDS 5.0/23 Eh ST LP	1.109-776.0	5.0	2300	Belt	8.2	208V / 3ph	27	KT6036R	439000	856	49 x 24 x 48	\$14,445.00
HDS 4.8/30 Ea ST LP	1.109-777.0	4.8	3000	Belt	10	230V / 1ph	42	KT6036R	415000	885	49 x 24 x 48	\$14,445.00
HDS 4.8/30 Eb ST LP	1.109-778.0	4.8	3000	Belt	10	230V / 3ph	26	KT6036R	415000	885	49 x 24 x 48	\$14,445.00
HDS 4.8/30 Ec ST LP	1.109-779.0	4.8	3000	Belt	10	460V / 3ph	15	KT6036R	415000	885	49 x 24 x 48	\$14,445.00
HDS 4.8/30 Ef ST LP	1.109-780.0	4.8	3000	Belt	10	575V / 3ph	14	KT6036R	415000	885	49 x 24 x 48	\$14,445.00
HDS 4.8/30 Eg ST LP	1.109-781.0	4.8	3000	Belt	10	208V / 1ph	49	KT6036R	415000	885	49 x 24 x 48	\$14,445.00
HDS 4.8/30 Eh ST LP	1.109-782.0	4.8	3000	Belt	10	208V / 3ph	32	KT6036R	415000	885	49 x 24 x 48	\$14,445.00

These products are only available to authorized Karcher Pressure Washer dealers / Rental customers. Direct any questions to your account rep.

TECHNICAL DATA

Model	Part No.	GPM	PSI	Drive	HP	Electrical	Amps	Pump	BTU	Ship Weight (lbs)	Ship Dimensions (L x W x H) Inches	List Price
Natural Gas-Heated 6.3+ GPM Large Cabinet Design												
HDS 6.3/32 Eb ST LP	1.109-785.0	6.3	3200	Belt	15	230V / 3ph	39	KT6036R	507000	1825	64 x 35 x 61	\$18,725.00
HDS 6.3/32 Ec ST LP	1.109-786.0	6.3	3200	Belt	15	460V / 3ph	19	KT6036R	507000	1825	64 x 35 x 61	\$18,725.00
HDS 6.3/32 Ef ST LP	1.109-787.0	6.3	3200	Belt	15	575V / 3ph	18	KT6036R	507000	1825	64 x 35 x 61	\$18,725.00
HDS 6.3/32 Eh ST LP	1.109-788.0	6.3	3200	Belt	15	208V / 3ph	39	KT6036R	507000	1825	64 x 35 x 61	\$18,725.00
HDS 8.0/32 Eb ST LP	1.109-789.0	8.0	3200	Belt	20	230V / 3ph	46	KX9536R	658000	1840	64 x 35 x 61	\$20,865.00
HDS 8.0/32 Ec ST LP	1.109-790.0	8.0	3200	Belt	20	460V / 3ph	26	KX9536R	658000	1840	64 x 35 x 61	\$20,865.00
HDS 8.0/32 Ef ST LP	1.109-791.0	8.0	3200	Belt	20	575V / 3ph	21	KX9536R	658000	1840	64 x 35 x 61	\$20,865.00
HDS 8.0/32 Eh ST LP	1.109-792.0	8.0	3200	Belt	20	208V / 3ph	60	KX9536R	658000	1840	64 x 35 x 61	\$20,865.00
HDS 9.5/30 Eb ST LP	1.109-793.0	9.5	3000	Belt	20	230V / 3ph	52	KX9536R	775000	1910	64 x 35 x 61	\$23,005.00
HDS 9.5/30 Ec ST LP	1.109-794.0	9.5	3000	Belt	20	460V / 3ph	26	KX9536R	775000	1910	64 x 35 x 61	\$23,005.00
HDS 9.5/30 Ef ST LP	1.109-795.0	9.5	3000	Belt	20	575V / 3ph	21	KX9536R	775000	1910	64 x 35 x 61	\$23,005.00
HDS 9.5/30 Eh ST LP	1.109-796.0	9.5	3000	Belt	20	208V / 3ph	60	KX9536R	775000	1910	64 x 35 x 61	\$23,005.00

These products are only available to authorized Karcher Pressure Washer dealers / Rental customers. Direct any questions to your account rep.

HDS VHP

For dirt and grime indoors and out.

Looking for a heavy-duty pressure washer that can handle the dirt and grime indoors and out? Then the versatile HDS VHP is the right machine for the task. Available in both 120V and 230V configurations, this hot water pressure washer features cleaning power up to 2.5 GPM and 2000 PSI. And, since the HDS VHP is built with tubed pneumatic tires, this heavy-duty series delivers power wherever the job takes you. It is designed for vapor type propane only.

Features

- Belt-driven Kärcher pump with a 7-year warranty
- Four tubed pneumatic tires provide excellent maneuverability
- Extra-durable heating coil is made of leak-free, cold-rolled steel pipe and features a 5-year warranty
- Features a rugged 10 gauge steel chassis with polyester powder coat finish
- EASY!Force gun with cruise control like technology - uses its own recoil force to hold the trigger down - so, no more sore hands after hours of use



TECHNICAL DATA

Model	Part No.	GPM	PSI	HP	Electrical	Amps	Pump RPM	Pump	BTU	Ship Weight (lbs)	Ship Dimensions (L x W x H) Inches	List Price
HDS VHP2-15024D	1.109-556.0	1.8	1500	2	120V / 1ph	17	1100	KP3030R	140,000	470	50" x 26" x 41"	\$8,383.45
HDS VHP3-20024A	1.109-557.0	2.5	2000	5	230V / 1ph	20	1375	KP3030R	245,000	500	50" x 26" x 41"	\$9,175.25

These products are only available to authorized Kärcher Pressure Washer dealers / Rental customers. Direct any questions to your account rep.

ACCESSORIES

Order No.	Description	List Price
■ 8.756-481.0 ■	EASY!Force trigger gun (North American Model) - zero force required. Standard 1/4" connection for wand, 3/8" connection for hose.	\$111.28

OPTIONS (FACTORY INSTALLED)

Order No.	Description	List Price
<input type="checkbox"/> 8.903-538.0	Stainless-steel motor cover	\$742.58
<input type="checkbox"/> 8.903-501.0	Electronic ignition (convenience in lighting pilot) for 120V machine	\$960.86
<input type="checkbox"/> 8.925-856.0	Electronic ignition (convenience in lighting pilot) for 230V machine	\$951.23

■ Included Optional ■ Please Note: NOT compatible with EASY!Lock

WARNING: Gas engine pressure washers can expose you to chemicals including Lead and Diisobutyl Phthalate, which are known to the State of California to cause cancer, birth defects or other reproductive harm. For more information go to www.P65Warnings.ca.gov. Effective January 1, 2025. Prices, specifications and product descriptions subject to change without notice.

HDS P / PE CAGE



Outstanding on all terrains.

Built on a rugged 1-1/4" powder coated steel frame, these compact gas roll cage models are designed for construction sites, farms and factories. The different models deliver hot water cleaning of up to 3500 PSI. Each features a Kärcher pump with limited 7-year warranty, industrial-grade motor and flat-free tires.

Features

- Flat-free tires
- 7-year pump warranty
- EASY!Force gun with cruise control like technology - uses its own recoil force to hold the trigger down - so, no more sore hands after hours of use



TECHNICAL DATA

Model	Part No.	GPM	PSI	Drive	CC	Engine	Start	Pump	Burner	Ship Weight (lbs)	Ship Dimensions (L x W x H) Inches	List Price
HDS 2.8/25 P Cage	1.575-555.0	2.7	2400	Direct	196	Honda GX200	Recoil	KPP2735G	12V DC	406	50 x 40 x 50	\$8,447.65
HDS 3.5/35 Pe Cage	1.575-553.0	3.5	3500	Direct	389	Honda GX390	Electric	KS3540G.3	12V DC	595	50 x 40 x 58	\$11,106.60
HDS 3.5/35 Pe Cage	1.110-085.0	3.5	3500	Direct	389	Vanguard 400	Electric	KS3540G.3	12V DC	595	50 x 40 x 58	\$11,106.60

These products are only available to authorized Kärcher Pressure Washer & Floorcare dealers / Rental customers. Direct any questions to your account rep.

ACCESSORIES

Order No.	Description	List Price
■ 8.756-481.0 ■	EASY!Force trigger gun (North American Model) - zero force required. Standard 1/4" connection for wand, 3/8" connection for hose.	\$111.28

■ Included □ Optional ■ Please Note: NOT compatible with EASY!Lock

JALAPAO SERIES



The industrial workhorse.

Kärcher Jalapao series oil-fired skids are the workhorses of the pressure washer industry. Delivering up to 8.0 GPM of hot water and up to 3500 PSI, these rugged gas and diesel-powered machines are built on an open frame using heavy-gauge 1-1/4" powder coated steel and are ideal for mounting in a truck or on a trailer. The electric-start engine and powerful belt-drive Kärcher KT and KX pumps are isolated from the rest of the machine on a shock-mounted sub-frame to reduce vibration. Steam combination comes standard with all models.

Features

- Honda, Vanguard and Kubota engines with electric start
- Kärcher belt-drive tri-plunger pumps with 7-year warranty
- EASY!Force gun with cruise control like technology - uses its own recoil force to hold the trigger down - so, no more sore hands after hours of use



TECHNICAL DATA

Model	Part No.	GPM	PSI	Drive	CC	Engine	Fuel	Pump	Burner	Ship Weight (lbs)	Ship Dimensions (L x W x H) Inches	List Price
HDS 3.9/30 Pe Cage	1.575-600.0	3.9	3000	Belt	389	Honda GX390	Gas	KT4540R.2	12V DC	790	54 x 56 x 55	\$12,690.20
HDS 4.8/30 Pe Cage	1.575-601.0	4.8	3000	Belt	570	Vanguard 18	Gas	KT6036R.2	12V DC	800	54 x 56 x 55	\$14,530.60
HDS 4.8/30 Pe Cage	1.575-602.0	4.8	3000	Belt	570	Vanguard 18	Gas	KT6036R.2	120V AC	945	54 x 56 x 55	\$16,060.70
HDS 4.7/35 Pe Cage	1.575-603.0	4.7	3500	Belt	688	Honda GX630	Gas	KT6036R.2	12V DC	855	54 x 56 x 55	\$16,317.50
HDS 4.7/35 Pe Cage	1.575-604.0	4.7	3500	Belt	688	Honda GX630	Gas	KT6036R.2	120V AC	890	54 x 56 x 55	\$17,965.30
HDS 5.6/35 De Cage	1.110-622.0	5.4	3500	Belt	1123	Kubota D1105-E3B	Diesel	KT6036R.2	12V DC	1214	54 x 56 x 55	\$29,649.70
HDS 5.6/35 De Cage	1.110-623.0	5.4	3500	Belt	1123	Kubota D1105-E3B	Diesel	KT6036R.2	120V AC	1300	54 x 56 x 55	\$31,789.70
HDS 8.0/30 Ge Cage	1.575-611.0	8.0	3000	Belt	688	Honda GX690	Gas	KX9536R.2	12V DC	805	54 x 56 x 55	\$19,249.30
HDS 8.0/30 Ge Cage	1.575-612.0	8.0	3000	Belt	688	Honda GX690	Gas	KX9536R.2	120V AC	865	54 x 56 x 55	\$20,469.10

These products are only available to authorized Kärcher Pressure Washer & Floorcare dealers / Rental customers. Direct any questions to your account rep.

ACCESSORIES

Order No.	Description	List Price
■ 8.756-481.0 ■	EASY!Force trigger gun (North American Model) - zero force required. Standard 1/4" connection for wand, 3/8" connection for hose.	\$111.28

OPTIONS

Order No.	Description	List Price
<input type="checkbox"/> 8.904-051.0	Battery (NOT for use with GX390 models or Kubota, field installed)	\$735.09
<input type="checkbox"/> 8.903-430.0	Stackless flue adapter (field installed)	\$262.15

■ Included Optional ■ Please Note: NOT compatible with EASY!Lock

WARNING: Gas engine pressure washers can expose you to chemicals including Lead and Diisononyl Phthalate, which are known to the State of California to cause cancer, birth defects or other reproductive harm. For more information go to www.P65Warnings.ca.gov.

Effective January 1, 2025. Prices, specifications and product descriptions subject to change without notice.

TULE SERIES HDS 3.5/40 GE MT



Shown with optional hose reel


Towable and maneuverable hot water pressure washer.

Ready to pick up and go at a moments notice, Kärcher's Tule Series HDS 3.5/40 Ge MT hot water pressure washer trailer provides the necessary cleaning power on virtually any job site which has a water source. Simply unhitch the Tule Series HDS 3.5/40 Ge MT and take the cleaning power where you need it most. The Tule Series trailer features a reliable Honda engine, 8 gallon diesel fuel tank, electric start with manual start backup and much more.

U.S. Design Patent No. 9,724,734 B2

Features

- Honda GX 390 engine and electric start with manual start backup
- Adjustable thermostat for water temperature regulation
- 8 gallon diesel fuel tank
- Lift handle and swing away tongue for easier hook up of the trailer and storage



TECHNICAL DATA

Model	Part No.	GPM	PSI	Drive	Engine	Start	Pump	Ship Weight (lbs)	Ship Dimensions (L x W x H) Inches	List Price
HDS 3.5/40 Ge MT	1.103-844.0	3.5	4000	Direct	Honda GX390	Electric	KS4040G.3	750	100 x 45 x 75	\$16,617.10
HDS 3.5/40 Ge MT	1.110-118.0	3.5	4000	Direct	Vanguard 400	Electric	KS4040G.3	750	100 x 45 x 75	\$16,617.10

ACCESSORIES

Order No.	Description	List Price
■ 8.756-481.0 ■	EASY!Force trigger gun (North American Model) - zero force required. Standard 1/4" connection for wand, 3/8" connection for hose.	\$111.28
■ 8.756-797.0	3-5 GPM Chemical Injector Kit	\$33.28
■ 8.754-990.0	12V Battery (required for hot water operation)	\$365.94
■ 8.711-293.0	Zinc plated variable pressure lance	\$102.72
■ 8.925-182.0	50', 3/8" hose, double-wire at 6000 PSI	\$171.20

OPTIONS (FACTORY INSTALLED)

Order No.	Description	List Price
<input type="checkbox"/> 8.924-367.0	2-5/16" Ball Coupler	\$126.26
<input type="checkbox"/> 8.924-667.0	Lifting Kit	\$165.85
<input type="checkbox"/> 8.924-370.0	LED Lights	\$209.72
<input type="checkbox"/> 8.924-700.0	2-inch Collar Lock Coupler	\$492.20
<input type="checkbox"/> 8.924-368.0	3" Lunette coupler	\$150.87

OPTIONS (FIELD INSTALLED)

Order No.	Description	List Price
<input type="checkbox"/> 8.750-682.0	Hose Reel Fixed 100', 5000 PSI, 325° F, equipped for 3/8" hose	\$414.09
<input type="checkbox"/> 8.925-255.0	Hose Reel Bracket (Mount Kit)	\$364.87

■ Included Optional ■ Please Note: NOT compatible with EASY!Lock

WARNING: Gas engine pressure washers can expose you to chemicals including Lead and Diisobutyl Phthalate, which are known to the State of California to cause cancer, birth defects or other reproductive harm. For more information go to www.P65Warnings.ca.gov. Effective January 1, 2025. Prices, specifications and product descriptions subject to change without notice.

TRK-3500



Shown with optional hot water pressure washer skid, rock guard, and hose reel.



High cleaning performance.

Adaptable and designed to accommodate a variety of pressure washer skids, the Kärcher TRK-3500 pressure washer trailer is affordable, versatile, and easy to ship and store. Made of rugged 14-gauge steel, the trailer's wheel and axle assembly feature a leaf-spring suspension of up to 3,500 lbs. Get cleaning by simply picking a compatible pressure washer and adding must-have options and accessories.

Features

- High-density, polyethylene 200-gallon water tank with a 12-inch access port, 3/4-inch float valve and a 50-mesh inlet filter; and two 5/16-inch chains for additional safety
- Electric brakes and break away kit
- Electrical wiring recessed within the heavy-duty frame
- Saddle boxes, lighted license plate holder and recessed tail lights
- 1,000 lb. swivel jack with a 2-inch ball coupler for quick and easy hook up of the trailer
- Optional hose reels hold up to 100 ft. of high-pressure hose and quick connects to chassis

TECHNICAL DATA

Model	Part No.	Axle	(GVWR) lbs.	Water Tank (Gallons)	Ship Weight (lbs)*	Ship Dimensions (L x W x H) Inches	List Price
TRK-3500	1.103-849.0	Single	3500	200	1072	144 x 72 x 64	\$13,984.90

*Trailer and water tank only *These products are only available to authorized Kärcher Pressure Washer & Floorcare dealers / Rental customers. Direct any questions to your account rep.*

PRECONFIGURED TRAILERS

Order No.	Part No.	List Price
1.103-850.0	Trailer Kärcher 3500E HDS 4.7/35 (electric brakes)	\$35,866.40
1.103-851.0	Trailer Kärcher 3500H HDS 4.7/35 (hydraulic brakes)	\$37,910.10

Preconfigured trailer packages include the TRK-3500 trailer, HDS 4.7/35 Pe Cage pressure washer, mounting kit, battery and high and low-pressure hose reels.

OPTIONS (FACTORY INSTALLED)

Order No.	Description	List Price
<input type="checkbox"/> 8.917-294.0	North American engineered series skid mounting kit (required for mounting pressure washer to trailer)	\$132.68
<input type="checkbox"/> 8.931-496.0	Hydraulic brakes	\$2,739.20
<input type="checkbox"/> 8.917-554.0	High pressure hose reel kit (100' capacity) ♦	\$745.79
<input type="checkbox"/> 8.917-555.0	Low pressure hose reel kit (100' capacity) ♦	\$745.79
<input type="checkbox"/> 8.924-493.0	2-5/16" Ball hitch coupler	\$151.94
<input type="checkbox"/> 8.924-368.0	3" Lunette eye coupler	\$150.87
<input type="checkbox"/> 8.931-506.0	Rock guard with wand holder	\$408.74
<input type="checkbox"/> 8.904-051.0	Battery installed on pressure washer	\$735.09

■ Included Optional ♦#Hose not included

WARNING: Gas engine pressure washers can expose you to chemicals including Lead and Diisononyl Phthalate, which are known to the State of California to cause cancer, birth defects or other reproductive harm. For more information go to www.P65Warnings.ca.gov. Effective January 1, 2025. Prices, specifications and product descriptions subject to change without notice.

TRK-6000



TRK-6000 - shown with options and gas-powered hot water pressure washer; accommodates both gas and diesel-powered pressure washers. Tool box shown is no longer available.

Customizable mobile solution.

Kärcher has made customizing a mobile wash system for on-site cleaning easy.

1. Choose a compatible skid-mounted hot water pressure washer for the dual-axle TRK-6000 trailer. The trailer comes with a 330-gallon water tank.
2. Customize your trailer with a broad selection of options and accessories, such as hose reels, chrome coverings, etc.

Features

- Electrical wiring recessed within tubular frame
- Lighted license plate holder and recessed tail lights
- 1,000 lb. swivel jack with a 2-5/16 inch ball coupler for quick and easy hook up of the trailer
- Two 3-way ball valve for easy switching of the water flow from the holding tank to a faucet
- High-density, polyethylene 200-330 gallon water tank with a 12-inch access port, 1 1/2-inch drain valve, 3/4-inch float valve and a 50-mesh inlet filter; and two 5/16-inch chains for added safety
- Electric brakes and break away kit
- Rugged steel cage for security while transporting



TECHNICAL DATA

Model	Part No.	Axle	(GVWR) lbs.	Water Tank (Gallons)	Ship Weight (lbs)*	Ship Dimensions (L x W x H) Inches	List Price
TRK-6000	1.103-807.0	Tandem	6000	330	1080	185 x 82 x 65	\$18,029.50

*Trailer and water tank only **These products are only available to authorized Kärcher Pressure Washer dealers / Rental customers. Direct any questions to your account rep.**

OPTIONS (FACTORY INSTALLED)

Order No.	Description	List Price
<input type="checkbox"/> 8.904-051.0	Battery installed on pressure washer	\$735.09
<input type="checkbox"/> 8.902-438.0	Hydraulic brakes, two axles, 2-5/16" ball coupler	\$2,177.45
<input type="checkbox"/> 8.902-452.0	Hydraulic brakes, two axles, 3" Lunette eye coupler	\$2,214.90
<input type="checkbox"/> 8.902-471.0	3" Lunette eye hitch coupler	\$194.74
<input type="checkbox"/> 8.912-409.0	2-5 gallon bucket chemical rack (factory installed only)	\$268.57
<input type="checkbox"/> 8.902-447.0	Hose reel kit for 100 ft. Of 3/8-inch high-pressure hose (no hose included)	\$954.44
<input type="checkbox"/> 8.902-448.0	Hose reel kit for 200 ft. Of 3/8-inch high-pressure hose (no hose included)	\$1,018.64
<input type="checkbox"/> 8.902-449.0	Hose reel kit for 75 ft. Of 3/4-inch industrial garden hose (no hose included)	\$954.44
<input type="checkbox"/> 8.902-455.0	Skid mounting & plumbing kit (required for mounting pressure washer to trailer)	\$553.19
<input type="checkbox"/> 8.902-469.0	Sign plate	\$89.88
<input type="checkbox"/> 8.924-475.0	2" ball coupler	\$150.87

■ Included □ Optional ■ Please Note: NOT compatible with EASY!Lock

WARNING: Gas engine pressure washers can expose you to chemicals including Lead and Diisononyl Phthalate, which are known to the State of California to cause cancer, birth defects or other reproductive harm. For more information go to www.P65Warnings.ca.gov. Effective January 1, 2025. Prices, specifications and product descriptions subject to change without notice.



CleanWave

REVOLUTIONARY TECHNOLOGY



Unleash the power without the cord.

Experience the freedom of cordless cleaning. Karcher's CleanWave harnesses innovation to lead the way to a cleaner, greener future with zero emissions. First-of-its-kind, the CleanWave battery-powered professional cold water pressure washer marks a new era of efficiency and flexibility—an innovative cordless solution for heavy-duty cleaning, boasting an impressive runtime of up to 4 hours. It features auto start/stop, pump protection, and extended runtime ECO mode operation at the flip of a switch. CleanWave delivers powerful cleaning performance without compromise.



Features

- ECO mode extends battery life up to 240 minutes
- Steel lifting bars and forklift compatible frame
- Charge time from flat to full in 8 hours
- Direct drive triplex crankshaft pump
- Zero maintenance lithium battery, providing 3,000 charge cycles
- EASY!Force gun with cruise control like technology - uses its own recoil force to hold the trigger down - so, no more sore hands after hours of use
- Ready to roll Cleanwave trailer – mounted on TRK-3500 single-axel trailer including a 200-gallon water tank and hose reel



TECHNICAL DATA

Model	Part No.	GPM	PSI	Battery	Volts	Max Runtime (mins)	Full Charge Cycle (hrs)	Pump	Ship Weight (lbs)	Ship Dimensions (L x W x H) Inches	List Price
HD 3.5/40 Bp CleanWave in ECO mode	1.106-612.0	3.5	4000	Lithium	72	90	10	Direct	770	58 x 40 x 38	\$30,307.75
3500E-HD 3.5/40 Bp Dx CleanWave Trailer	1.103-859.0	3.5	4000	Lithium	72	90	10	Direct	2542	144 x 72 x 64	\$45,469.65

REPLACEMENT PARTS

Order No.	Description	List Price
■ 4.118-005.0 ■	EASY!Force trigger gun (German model) - zero force required.	\$80.25
■ 4.112-006.0 ■	33" spray lance	\$99.51
■ 6.110-034.0 ■	33' high-pressure hose	\$93.09
□ 8.933-337.0	CleanWave Hose Reel	CALL

■ Included □ Optional ■ Compatible with EASY!Lock

SCAN TO LEARN MORE



WARNING: Gas engine pressure washers can expose you to chemicals including Lead and Diisononyl Phthalate, which are known to the State of California to cause cancer, birth defects or other reproductive harm. For more information go to www.P65Warnings.ca.gov. Effective January 1, 2025. Prices, specifications and product descriptions subject to change without notice.

PRO HD 400 ED



Practical anywhere.

The PRO HD 400 ED is a light weight, durable and compact cold water pressure washer that offers ultimate mobility for on-site applications and is designed to be stored, transported and operated in the vertical and horizontal position. It's features include a reliable 3-piston axial-pump with a brass cylinder head, an automatic pressure relief system for protecting the pump and storage options for accessories.

Features

- Vertical and horizontal operation for maximum flexibility
- and stability
- Rubber strap for secure storage of high-pressure hose
- EASY!Force gun with cruise control like technology - uses its own recoil force to hold the trigger down - so, no more sore hands after hours of use



TECHNICAL DATA

Model	Part No.	GPM	PSI	Drive	Electrical	Amps	Pump	Ship Weight (lbs)	Ship Dimensions (L x W x H) Inches	List Price
Pro HD 400 ED	1.520-990.0	1.7	1300	Direct	120V / 1ph ~ / 60 Hz	14	Kärcher Axial	45	36 x 14 x 13	\$1,605.00

These products are only available to authorized Kärcher Pressure Washer dealers / Rental customers. Direct any questions to your account rep.

ACCESSORIES

Order No.	Description	List Price
■ 4.118-005.0 ■	EASY!Force trigger gun	\$80.25
■ 4.112-006.0 ■	33" Spray lance	\$99.51
■ 6.110-034.0 ■	33' EASY!Lock hose	\$93.09
■ 2.113-062.0 ■	Power nozzle, 030	\$25.79
□ 4.113-003.0 ■	Rotating washing brush natural fiber bristles	\$103.79
□ 4.111-022.0 ■	Nozzle connector	\$80.25
□ 4.111-037.0 ■	Coupling	\$22.26
□ 2.115-000.0 ■	Quick-release coupling	\$65.81
□ 2.115-001.0 ■	Nipple	\$26.00
□ 4.114-018.0 ■	Performance Dirtblaster	\$96.30
□ 4.112-000.0 ■	41" Spray lance	\$94.16
□ 2.111-016.0 ■	Surface cleaner FR TR Classic	\$194.74
□ 2.111-017.0 ■	Surface cleaner FR Classic DIY	\$301.74
□ 4.111-032.0 ■	Adapter M 22 Swivel	\$22.36
□ 4.112-011.0 ■	Screw connector part	\$33.28
□ 6.110-034.0 ■	Extension hose 33'	\$93.09

■ Included □ Optional ■ Compatible with EASY!Lock

WARNING: Gas engine pressure washers can expose you to chemicals including Lead and Diisononyl Phthalate, which are known to the State of California to cause cancer, birth defects or other reproductive harm. For more information go to www.P65Warnings.ca.gov. Effective January 1, 2025. Prices, specifications and product descriptions subject to change without notice.

HD COMPACT CLASS



Designed to move.

The HD 1.8/13 C compact cold water pressure washer offers maximum portability, maneuverability and smart features. It can be stored, transported and operated in the vertical and horizontal position, and at 55.6 lbs, this professionally built unit can easily be moved by one person in and out of vehicles and around a cleaning site. It also includes storage options for accessories.

Features

- Vertical and horizontal operation for maximum flexibility and stability
- Additional carrying handle for easy loading, unloading and moving
- Removable and easy to clean water inlet filter that protects the pump from debris
- Rubber strap for secure storage of high-pressure hose.
- EASY!Force gun with cruise control like technology - uses its own recoil force to hold the trigger down - so, no more sore hands after hours of use



TECHNICAL DATA

Model	Part No.	GPM	PSI	Drive	Electrical	Amps	Pump	Ship Weight (lbs)	Ship Dimensions (L x W x H) Inches	List Price
HD 1.8/13 C	1.520-916.0	1.8	1300	Direct	120V / 1ph ~ / 60 Hz	14	Kärcher Axial	55.6	37 x 15 x 14	\$1,958.10

These products are only available to authorized Kärcher Pressure Washer & Floorcare dealers / Rental customers. Direct any questions to your account rep.

ACCESSORIES

Order No.	Description	List Price
■ 4.118-005.0	EASY!Force trigger gun	\$80.25
■ 4.112-006.0	33" Spray lance	\$99.51
■ 6.110-034.0	33' EASY!Lock hose	\$93.09
■ 4.117-027.0	Triple jet nozzle, 032	\$127.33
□ 2.112-000.0	Inno Foam kit	\$1,209.10
□ 2.112-010.0	Easy Foam set	\$710.48
□ 4.112-035.0	Flexible spray lance	\$338.12
□ 6.110-049.0	Pipe cleaning hose 65', 1740 psi	\$294.25
□ 6.110-050.0	Pipe cleaning hose 98', 1740 psi	\$279.27
□ 6.110-008.0	Pipe cleaning hose 65', 3625 psi	\$480.43
□ 4.113.004.0	Rotating washing brush nylon bristles	\$90.42
□ 4.113-003.0	Rotating washing brush natural fiber bristles	\$103.79
□ 2.111-011.0	Surface cleaner FR 30	\$391.62
□ 2.111-016.0	Surface cleaner FR TR Classic	\$194.74
□ 2.111-010.0	Surface cleaner FRV TR 30	\$852.79
□ 4.115-006.0	Wet blasting attachment	\$328.49
□ 4.111-022.0	Nozzle connector	\$80.25
□ 4.111-037.0	Coupling	\$22.26
□ 2.115-000.0	Quick-release coupling	\$65.81
□ 2.115-001.0	Nipple	\$26.00

■ Included □ Optional ■ Compatible with EASY!Lock

WARNING: Gas engine pressure washers can expose you to chemicals including Lead and Diisononyl Phthalate, which are known to the State of California to cause cancer, birth defects or other reproductive harm. For more information go to www.P65Warnings.ca.gov. Effective January 1, 2025. Prices, specifications and product descriptions subject to change without notice.

HD MID CLASS CAGE



For commercial use under tough conditions.

Whether in vertical or horizontal use: the unheated Cage mid class can cope with any situation in tough, daily commercial use. These mobile, very robust machines are equipped with a 3-piston axial pump with brass cylinder head, which makes possible an improvement of up to 15 percent in cleaning performance and energy efficiency.

Features

- Automatic pressure relief for protecting the components to extend their life
- Easy-to-access pump and electric box
- Sturdy, tubular steel frame protects all components and can be used to fasten the machine to a service vehicle
- EASY!Force gun with cruise control like technology – uses its own recoil force to hold the trigger down – so, no more sore hands after hours of use



TECHNICAL DATA

Model	Part No.	GPM	PSI	Drive	Electrical	Amps	Pump	Ship Weight (lbs)	Ship Dimensions (L x W x H) Inches	List Price
HD 2.3/15 M Cage Ed	1.150-936.0	2.3	1500	Direct	110V / 1ph	19	Kärcher Axial	86	18 X 16 X 39	\$2,701.75
HD 3.0/20 M Cage Ea	1.150-939.0	3	2000	Direct	230V / 1ph	18	Kärcher Axial	86	18 X 16 X 39	\$3,193.95

These products are only available to authorized Kärcher Pressure Washer & Floorcare dealers / Rental customers. Direct any questions to your account rep.

ACCESSORIES

Order No.	Description	List Price
■ 4.118-005.0	EASY!Force trigger gun	\$80.25
■ 4.112-006.0	Jet pipe TR 33"	\$99.51
■ 2.113-043.0	Power nozzle TR 25036 (standard on 1.150-936.0)	\$26.75
■ 2.113-007.0	Power nozzle TR 25042 (standard on 1.150-939.0)	\$26.96
■ 6.110-034.0	High-pressure hose, 2 x EASY!Lock, DN 6, 3600 PSI, 33'	\$93.09
□ 6.110-035.0	High-pressure hose 2 x EASY!Lock DN 6, ANTI!Twist, 3600 PSI, 33'	\$106.47
□ 6.110-014.0	High-pressure hose, 2 x EASY!Lock, DN 8, ANTI!Twist, 4500 PSI, 100'	\$262.15
□ 6.110-030.0	High-pressure hose 2 x EASY!Lock DN 8, ANTI!Twist, 4500 PSI, 50'	\$144.45
□ 6.110-027.0	Longlife 400 high-pressure hose, 2 x EASY!Lock, DN 8, ANTI!Twist, 5800 PSI, 66'	\$303.88
□ 6.110-023.0	Longlife 400 high-pressure hose, 2 x EASY!Lock, DN 8, ANTI!Twist, 5800 PSI, 100'	\$337.05
□ 6.110-029.0	Longlife 400 high-pressure hose, 2 x EASY!Lock, DN 8, ANTI!Twist, 5800 PSI, 50'	\$188.32
□ 2.115-001.0	Male coupling	\$26.00
□ 2.115-000.0	Quick coupling	\$65.81
□ 4.114-041.0	Dirt blaster, large, size: 040	\$98.44
□ 2.111-013.0	Hard Surface Cleaner FR 30 Me	\$530.72
□ 2.111-010.0	FRV 30 Surface Cleaner	\$852.79
□ 2.640-401.0	Nozzle kit for FR 30 Me	\$69.02
□ 2.642-431.0	Nozzle kit for FRV 30	\$105.93

■ Included □ Optional ■ Compatible with EASY!Lock

HD SUPER CLASS




For tough jobs in non-stop use.

Where vast amounts of dirt accumulate every day, reliable Kärcher super class models provide indispensable services. Ideal for use in the construction, agricultural and forestry sectors as well as industrial and municipal facilities.

Features

- Robust, three-piston axial pumps features detergent-resistant brass cylinder head and stainless valves; pumps is protected by pressure switch and over flow valve
- Low-speed, 4-pole, air-cooled motor runs quieter and cooler than conventional motors thus prolonging its service life
- EASY!Force gun with cruise control like technology – uses its own recoil force to hold the trigger down – so, no more sore hands after hours of use



TECHNICAL DATA

Model	Part No.	GPM	PSI	Drive	HP	Electrical	Amps	Pump	Ship Weight (lbs)	Ship Dimensions (L x W x H) Inches	List Price
HD 4.5/32-4S Eb	1.286-909.0	2.2-4.5	435-3200	Direct	10	230V / 3ph	25	Kärcher Axial	178	47 x 21 x 23	\$5,633.55
HD 4.5/32-4S Ec	1.286-910.0	2.2-4.5	435-3200	Direct	10	440V / 3ph	14	Kärcher Axial	160	47 x 21 x 23	\$5,633.55

These products are only available to authorized Kärcher Pressure Washer & Floorcare dealers / Rental customers. Direct any questions to your account rep.

ACCESSORIES

Order No.	Description	List Price
■ 4.118-005.0 ■	EASY!Force trigger gun	\$80.25
■ 4.112-000.0 ■	41" spray lance	\$94.16
■ 6.110-030.0 ■	50' EASY!Lock hose with ANTI!Twist connection	\$144.45
■ 2.113-022.0 ■	Power nozzle, 045 (for machine 1.286-908.0)	\$26.96
■ 2.113-025.0 ■	Power nozzle, 055 (for machine 1.286-909.0)	\$26.75
□ 4.118-008.0 ■	Servo control	\$90.42
□ 2.112-000.0 ■	Inno Foam kit	\$1,209.10
□ 2.112-015.0 ■	Gutter cleaning lance	\$491.13
□ 4.112-035.0 ■	Flexible spray lance	\$338.12
□ 6.110-049.0 ■	Pipe cleaning hose 65', 1740 psi	\$294.25
□ 6.110-050.0 ■	Pipe cleaning hose 98', 1740 psi	\$279.27
□ 6.110-008.0 ■	Pipe cleaning hose 65', 3625 psi	\$480.43
□ 2.111-023.0 ■	FR TR 50 ME hard surface cleaner	\$1,337.50
□ 2.111-012.0 ■	FRV TR 30 ME	\$1,086.05
□ 2.111-011.0 ■	Surface cleaner FR 30	\$391.62
□ 2.111-010.0 ■	FRV TR 30 hard surface cleaner	\$852.79
□ 4.115-000.0 ■	Wet blasting attachment	\$537.14
□ 2.113-020.0 ■	25° power nozzle for applying cleaning agent	\$26.00
□ 4.114-019.0 ■	Dirtblaster Nozzle 035	\$121.98
□ 4.637-033.0 ■	Detergent injector for high pressure	\$330.63
□ 4.111-037.0 ■	Coupling	\$22.26

■ Included □ Optional ■ Compatible with EASY!Lock

WARNING: Gas engine pressure washers can expose you to chemicals including Lead and Diisononyl Phthalate, which are known to the State of California to cause cancer, birth defects or other reproductive harm. For more information go to www.P65Warnings.ca.gov. Effective January 1, 2025. Prices, specifications and product descriptions subject to change without notice.

HD SPECIAL CLASS



For strict hygiene requirements.

Cold water high-pressure cleaner was designed specifically for all-purpose industrial use in the sanitary/food industry. This top-of-the-range machine from the compact class allows you to regulate pressure and water flow seamlessly.

Features

- Food-safe, non-marking high-pressure hose.
- Wear-resistant and non-marking gray wheels
- Accepts inlet water at temperatures up to 180° F
- Easy access to the variable pressure and water flow regulation and the "Inno Foam Set" high-pressure foam system can be used.
- EASY!Force gun with cruise control like technology - uses its own recoil force to hold the trigger down - so, no more sore hands after hours of use



TECHNICAL DATA

Model	Part No.	GPM	PSI	Drive	HP	Electrical	Amps	Pump	Ship Weight (lbs)	Ship Dimensions (L x W x H) Inches	List Price
HD 2.3/14 C Ed Food	1.150-912.0	2.3	1400	Direct	3.2	120V / 1ph	20	Kärcher Axial	78	39 x 15 x 28	\$3,391.90

These products are only available to authorized Kärcher Pressure Washer & Floorcare dealers / Rental customers. Direct any questions to your account rep.

ACCESSORIES

Order No.	Description	List Price
■ 4.118-015.0 ■	EASY!Force trigger gun for food applications	\$205.44
■ 4.112-006.0 ■	33" spray lance	\$99.51
■ 6.110-063.0 ■	50' EASY!Lock food grade hose with AVS hose reel connection	\$302.81
■ 4.117-033.0 ■	Triple jet nozzle, 040	\$127.33
□ 2.112-009.0 ■	Inno Foam (food grade - including nozzle inserts)	\$1,241.20

■ Included □ Optional ■ Compatible with EASY!Lock

HD WALL MOUNTED

Convenient and quiet.

Kärcher's wall-mount unit has a durable steel frame, uses a quiet 1725 RPM motor, and is perfect for in-shop uses. A remote on/off switch with a 10' electrical cord allows the machine to be mounted high on a wall away from backspray.

Features

- Accepts hot water up to 180 degrees
- Remote on/off switch
- Kärcher Triplex crankcase pump
- Auto Start/Stop



Shown with optional wall mount bracket (Part No. 8.920-952.0)



TECHNICAL DATA

Model	Part No.	GPM	PSI	Drive	HP	Electrical	Amps	Pump	Ship Weight (lbs)	Ship Dimensions (L x W x H) inches	List Price
HD 2.0/14 Ed +	1.107-088.0	1.8	1400	Direct	2	120V / 1ph	20	KFP2030S	123	20 x 19 x 17	\$2,573.35

These products are only available to authorized Kärcher Pressure Washer & Floorcare dealers / Rental customers. Direct any questions to your account rep.

ACCESSORIES

Order No.	Description	List Price
<input type="checkbox"/> 8.920-952.0	Wall mount bracket	\$353.10

■ Included □ Optional

HD SERIES ELECTRIC



Designed for versatility.

Kärcher's cold water carts are corrosion-resistant aluminum pressure washers that easily convert from a cart to a skid for maximum cleaning versatility and durability. These reliable electric powered pressure washers have a low profile handle and compact footprint, making them easy to maneuver, and they offer a bypass loop for additional pump protection. 7-year pump warranty and flat-free tires.

Features

- Durable, corrosion resistant aluminum frame
- Modular design - weld free frame easily converts from cart to skid
- Flat free tires
- VRT3 Unloader with bypass loop - pump protection
- Commercial-duty Leuco crankcase pump



TECHNICAL DATA

Model	Part No.	GPM	PSI	Drive	HP	Electrical	Amps	Pump	Pump RPM	Ship Weight (lbs)	Ship Dimensions (L x W x H) Inches	List Price
HD 2.0/1000 Ed	9.801-814.0	2.0	1000	Direct	1.5	120V / 1ph	15	KFP2030S	1725	161	41 x 22 x 25	\$2,204.20
HD 1.9/1300 Ed	9.801-794.0	1.9	1300	Direct	2	120V / 1ph	20	KFP2030S	1725	175	41 x 22 x 25	\$2,386.10
HD 3.0/1000 Ed	9.801-795.0	3.0	1000	Direct	2	120V / 1ph	20	KFP2830S	1725	180	41 x 22 x 25	\$2,482.40
HD 3.5/2000 Ea	9.801-796.0	3.5	2000	Direct	5	230V / 1ph	22	KFP3530S	3450	181	41 x 22 x 25	\$3,552.40

These products are only available to authorized Kärcher Pressure Washer & Floorcare dealers / Rental customers. Direct any questions to your account rep.

ACCESSORIES

Order No.	Description	List Price
■ 8.750-247.0	Trigger Gun, model M407	\$41.20
■ 8.925-129.0	Hose, 50' x 3/8", 1w, 4,000 PSI SWXS0	\$134.82
■ 8.783-040.0	Lance 44" Zinc plated, handle & coupler (for HD 4.0/40 G Classic and HD 4.0/40 Ge Classic)	\$33.17
■ 8.756-797.0	Chemical injector	\$33.28
■ 8.712-398.0	Nozzle, QCEM-6540 Brass (Chem)	\$8.13
■ 8.712-337.0	Nozzle, red, 035	\$8.13
■ 8.712-338.0	Nozzle, yellow, 035	\$8.03
■ 8.712-339.0	Nozzle, green, 035	\$8.03
■ 8.712-340.0	Nozzle, white, 035	\$8.03
□ 8.712-429.0	Rotary nozzle	\$288.90
□ 8.925-229.0	Legacy, 100' x 3/8" ID, 4500 PSI, 2-wire, smooth cover, black high pressure hose	\$294.25
□ 8.753-572.0	A+ Surface Cleaner SC21	\$749.00
□ 8.753-573.0	A+ Surface Cleaner SC24	\$800.36
□ 9.302-243.0	Legacy Turbo Nozzle, 4.0, 4350 PSI	\$130.54
□ 9.807-754.0	Skid mount feet	\$48.26
□ 9.807-750.0	37.5" long handle	\$41.20
□ 9.807-753.0	Lance holder	\$88.28
□ 9.807-752.0	Hose storage hook	\$100.05
□ 9.807-751.0	Handle with hose reel	\$446.19

■ Included □ Optional

WARNING: Gas engine pressure washers can expose you to chemicals including Lead and Diisononyl Phthalate, which are known to the State of California to cause cancer, birth defects or other reproductive harm. For more information go to www.P65Warnings.ca.gov. Effective January 1, 2025. Prices, specifications and product descriptions subject to change without notice.

HD ROLL CAGE



Specialty applications.

These belt-drive, electric roll cage models feature cleaning power of 5000 PSI and are available with either 230/3 or 460/3 phase motors. These units are specialty machines perfect for use in the marine market cleaning the bottom of boats or in the concrete industry, mixers, forms and handling equipment. Both models are ETL safety certified.

Features

- Rugged steel chassis & roll cage
- Kärcher Belt-drive crankcase pump
- Cleaning power of 5000 PSI
- Flat-free tires
- 20 HP motor
- 50' high-pressure hose



TECHNICAL DATA

Model	Part No.	GPM	PSI	Drive	HP	Electrical	Amps	Pump	Ship Weight (lbs)	Ship Dimensions (L x W x H) Inches	List Price
HD 5.0/50 Eb Cage	1.107-084.0	5.0	5000	Belt	20	230V / 3ph	48	KX5450R	524	42 x 26 x 30	\$10,967.50
HD 5.0/50 Ec Cage	1.107-087.0	5.0	5000	Belt	20	460V / 3ph	26	KX5450R	524	42 x 26 x 30	\$10,967.50

These products are only available to authorized Kärcher Pressure Washer dealers / Rental customers. Direct any questions to your account rep.

ACCESSORIES

Order No.	Description	List Price
<input type="checkbox"/> 9.801-029.0	100' hose reel kit, 5000 PSI (hose not Included)	\$756.49

■ Included Optional

HD CABINET - BELT DRIVE


Industrial throughout.

Our cold-water cabinet units really take the heat, accepting pre-heated water up to 145°F. Protected in durable stainless steel cabinets, they demonstrate industrial strength throughout, including belt-drive Kärcher crankcase pumps, industrial motors, and magnetic starters for operator safety.



Features

- Hour Meter is standard on all models
- A thermal pump protector to prevent the buildup of excessive pressures or heat
- High-pressure Kärcher pump (with 7-year warranty) by dual, V-cogged belts
- EASY!Force gun with cruise control like technology - uses its own recoil force to hold the trigger down - so, no more sore hands after hours of use



TECHNICAL DATA

Model	Part No.	GPM	PSI	Drive	HP	Electrical	Amps	Pump	Ship Weight (lbs)	Ship Dimensions (L x W x H) Inches	List Price
HD 2.8/10 ST Ed B	1.106-603.0	2.8	1000	Belt	2	120V / 1ph	20	KBP3030R	210	31 x 21 x 16	\$4,959.45
HD 3.9/20 ST Ea B	1.106-604.0	3.9	2000	Belt	6	230V / 1ph	29	KM4030R.3	285	31 x 21 x 16	\$5,826.15
HD 3.9/20 ST Ec B	1.106-605.0	3.9	2000	Belt	6	460V / 3ph	11	KM4030R.3	260	31 x 21 x 16	\$5,826.15
HD 3.9/20 ST Eh B	1.106-606.0	3.9	2000	Belt	6	208V / 3ph	16	KM4030R.3	265	31 x 21 x 16	\$5,826.15
HD 3.5/30 ST Ea B	1.106-607.0	3.5	3000	Belt	7.5	230V / 1ph	36	KM4035R.3	330	31 x 21 x 16	\$6,527.00
HD 3.5/30 ST Ec B	1.106-608.0	3.5	3000	Belt	7.5	460V / 3ph	11	KM4035R.3	270	31 x 21 x 16	\$6,125.75
HD 5.6/25 ST Ec B	1.106-609.0	5.6	2500	Belt	10	460V / 3ph	13.5	KX9536R.2	310	31 x 21 x 16	\$6,591.20

These products are only available to authorized Kärcher Pressure Washer dealers / Rental customers. Direct any questions to your account rep.

ACCESSORIES

Order No.	Description	List Price
■ 8.756-481.0 ■	EASY!Force trigger gun (North American Model) - zero force required. Standard 1/4" connection for wand, 3/8" connection for hose.	\$111.28
■ 9.801-013.0	Hour Meter (factory included)	\$104.33

OPTIONS (FACTORY INSTALLED)

Order No.	Description	List Price
<input type="checkbox"/> 8.903-045.0	Kit Time Delay Shutdown (for HD 2.8/10 ST Ed B model)	\$501.83
<input type="checkbox"/> 8.929-374.0	Kit Time Delay Shutdown (for HD 4.2/20 ST Ea B model)	\$484.71
<input type="checkbox"/> 8.903-041.0	Kit Time Delay Shutdown (for HD 3.5/30 and HD 4.2/20 models, excluding HD 4.2/20 ST Ea B)	\$501.83
<input type="checkbox"/> 8.903-044.0	Kit Time Delay Shutdown (for 3ph models)	\$515.74
<input type="checkbox"/> 8.929-376.0	Kit Auto Start/Stop (for HD 2.8/10 ST Ed B model)	\$484.71
<input type="checkbox"/> 8.929-377.0	Kit Auto Start/Stop (for HD 4.2/20 ST Ea B model)	\$484.71
<input type="checkbox"/> 8.903-047.0	Kit Auto Start/Stop (for HD 3.5/30 and HD 4.2/20 models, excluding HD 4.2/20 ST Ea B)	\$501.83
<input type="checkbox"/> 8.903-046.0	Kit Auto Start/Stop (for 3ph models)	\$501.83

OPTIONS (FIELD INSTALLED)

Order No.	Description	List Price
<input type="checkbox"/> 9.801-033.0	Wall Mount Kit	\$235.40
<input type="checkbox"/> 8.903-043.0	Stainless Steel Wall Mount Kit	\$400.18
<input type="checkbox"/> 8.903-040.0	Floor Stand, 24" short	\$625.95
<input type="checkbox"/> 9.801-034.0	Floor Stand, 36" Tall	\$701.92
<input type="checkbox"/> 8.903-617.0	Stainless Steel Floor Stand, 36" Tall	\$1,013.29
<input type="checkbox"/> 8.941-546.0	Stainless Steel Floor Stand, w/o Hose Hanger	\$1,203.75
<input type="checkbox"/> 9.801-035.0	Wheel Kit for Floor Stands (4 casters)	\$694.43

OPTIONS (FIELD INSTALLED)

Order No.	Description	List Price
<input type="checkbox"/> 9.801-031.0	Wheel Kit with Detergent Rack	\$811.06
<input type="checkbox"/> 8.904-527.0	Wheel Kit with Detergent Rack (stainless steel)	\$1,979.50
<input type="checkbox"/> 9.801-036.0	Hose Reel Kit, Floor Stand Only, 100 ft, No Hose	\$662.33
<input type="checkbox"/> 8.750-682.0	100' x 3/8" fixed base hose reel	\$414.09
<input type="checkbox"/> 8.919-437.0	Wall Mount	\$59.92
<input type="checkbox"/> 8.903-039.0	Kit, Hose Reel w/Bracket for Stand, Wall Mount Kits	\$642.00

■ Included □ Optional ■ Please Note: NOT compatible with EASY!Lock

WARNING: Gas engine pressure washers can expose you to chemicals including Lead and Diisobutyl Phthalate, which are known to the State of California to cause cancer, birth defects or other reproductive harm. For more information go to www.P65Warnings.ca.gov. Effective January 1, 2025. Prices, specifications and product descriptions subject to change without notice.

PRO AM HD

NEW FOR THE SEMI-PRO USER

Power and Precision.

Introducing the Pro Am HD cold water pressure washer. Stop wasting money on disposable washers from big box retailers, and choose a semi-pro model designed to handle your cleaning jobs, without breaking the bank. This washer is equipped with a robust Kärcher KXS gas engine, triplex professional-grade pump, unloader valve and convenient on board accessory storage, making it ideal for those just starting out. The durable welded steel frame has a removable handle for compact storage.

Add convenience and upgrade your pressure washer experience with the optional Pro Am HD accessory kit. The kit includes three popular quick connect accessories to achieve professional-grade results: Turbo nozzle, surface cleaner, and foam cannon. The combined with the kit makes the Pro Am HD a true all-in-one solution for precision pro power in a variety of cleaning tasks.

Features

- No setup tools required!
- Removable handle and durable welded steel frame
- 1-gallon gas tank and removable 1-gallon detergent tank
- Oversized 12" flat-free tires
- On-board accessory storage
- Trigger gun with stainless-steel wand and 35' high-pressure hose
- 4 - 1/4" Quick-connect pro-style nozzles – 15°, 25°, 40° & soap
- Take on any cleaning challenge with the optional Pro Am HD kit, which includes a 15" surface cleaner, turbo nozzle, foamer



TECHNICAL DATA

Model	Part No.	GPM	PSI	Drive	CC	Engine	Pump	Ship Weight (lbs)	Dimensions (L x W x H) inches	List Price
Pro Am HD	1.107-469.0	2.4	3500	Direct	196	Kärcher KXS	Triplex	85	22.4 x 20.7 x 39.4	\$961.93

ACCESSORIES

Order No.	Description	List Price
<input type="checkbox"/> 1.117-023.0	Pro Am HD kit (15" surface cleaner, turbo nozzle, foamer)	\$465.45

■ Included Optional

WARNING: Gas engine pressure washers can expose you to chemicals including Lead and Diisononyl Phthalate, which are known to the State of California to cause cancer, birth defects or other reproductive harm. For more information go to www.P65Warnings.ca.gov. Effective January 1, 2025. Prices, specifications and product descriptions subject to change without notice.

JARVIS SERIES



Jarvis 28" SCW 4.0/40 G (L) with Jarvis 21" and SCW 2.4/25 G (Center)


Quick and easy outdoor cleaning solution.

The Jarvis series is a complete solution for quick, streak-free cleaning of businesses' entrances, parking lots, tennis courts, pool decks and sidewalks. This easy to use cold water surface cleaner pressure washer is an all-in-one unit with the pump and engine attached to the surface cleaner.

Designed to attack the superficial dirt sweeping alone does not get. The Jarvis surface cleaner pressure washer is perfect for all operators - simple on / off operation and flat free tires. Choose between the Jarvis with a folding handle for easy transport and storage or a conveniently mounted hose reel with 50' of non-marking hose to have a more flexible and wider cleaning radius. Either way productivity is in your corner.

Features

- 21" or 28" corrosion-resistant stainless steel surface cleaner housing and a professional grade swivel design
- Solid, powerful engines on each model with the Kärcher engine's 4-year warranty or the Honda GX engine's 3-year warranty
- Flat free tires
- Simple on / off operation
- EASY!Force gun with cruise control like technology - uses its own recoil force to hold the trigger down - so, no more sore hands after hours of use



TECHNICAL DATA

Model	Part No.	Cleaning Width (Inches)	GPM	PSI	Drive	CC	Engine	Hose (Feet)	Pump	Ship Weight (lbs)	Ship Dimensions (L x W x H) inches	List Price
SCW 2.4/25 G	- 21" 1.107-380.0	21	2.4	2500	Direct	200	Honda GX 200	10	KPP2535G	159	44.0 x 27.6 x 34.2	\$3,445.40
SCW 4.0/40 G	- 28" 1.107-437.0	28	4.0	4000	Direct	408	Kärcher	50	KS4040G.3	212	52.5 x 34.5 x 35.1	\$5,767.30

These products are only available to authorized Kärcher Pressure Washer & Floorcare dealers / Rental customers. Direct any questions to your account rep.

ACCESSORIES

Order No.	Description	List Price
■ 8.756-481.0 ■	EASY!Force trigger gun (North American Model) - zero force required. Standard 1/4" connection for wand, 3/8" connection for hose.	\$111.28
■ 8.711-370.0 ■	Nozzle used on wand	\$9.36
■ 8.707-537.0 ■	Nozzle used on spray arm of surface cleaner (2 needed)	\$11.34
■ 8.925-467.0 ■	Hose, 1/4" x 10' R1	\$45.58
■ 8.708-582.0 ■	Nozzle used on wand	\$9.36
■ 8.711-465.0 ■	Nozzle used on spray arm of 28" Surface cleaner (2 needed)	\$7.06
■ 8.921-618.0 ■	Hose, 3/8" x 50', 50 x SW	\$246.10
□ 9.802-170.0 ■	QC coupler for Gun	\$2.30
□ 8.929-857.0 ■	Wand, 44"	\$47.19
□ 8.759-671.0 ■	28" Deck for SC28	\$410.88
□ 8.759-672.0 ■	Swivel Assembly SC28	\$131.61
□ 8.759-673.0 ■	Kit Spray Arm SC28	\$39.06
□ 8.759-674.0 ■	Kit 28" Brush Assembly SC28	\$83.46

■ Included □ Optional ■ Please Note: NOT compatible with EASY!Lock ■ Compatible with SCW 2.4/25 G & SCW 2.4/25 CL Only ■ Compatible with SCW 4.0/40 G Only

WARNING: Gas engine pressure washers can expose you to chemicals including Lead and Diisononyl Phthalate, which are known to the State of California to cause cancer, birth defects or other reproductive harm. For more information go to www.P65Warnings.ca.gov. Effective January 1, 2025. Prices, specifications and product descriptions subject to change without notice.

TETON SERIES

Cleaning versatility and durability.

Corrosion-resistant and light-weight, Kärcher's direct or belt drive, Teton Series aluminum pressure washers can be utilized as a cart or a skid for maximum cleaning versatility and durability. These reliable Kärcher powered pressure washers offer a 4-year engine warranty, bypass loop for additional pump protection, 7-year pump warranty and flat-free tires.

Features

- Reliable Kärcher engine with an extended 4-year warranty
- Direct and belt drive models
- Durable VRT3 unloader with bypass loop diverts water flow when trigger gun is not activated
- Aluminum frame - modular design - converts easily from cart to skid



TECHNICAL DATA

Model	Part No.	GPM	PSI	Drive	CC	Engine	Pump	Ship Weight (lbs)	Ship Dimensions (L x W x H) Inches	List Price
HD 3.0/27 G Teton	1.107-398.0	3.0	2700	Direct	212	Kärcher	KPP3035G	112	45 x 28 x 29	\$1,407.05
HD 4.0/40 G Teton	1.107-399.0	4.0	4000	Direct	420	Kärcher	KS4040G.3	130	45 x 28 x 29	\$2,123.95
HD 4.0/40 Ge Teton†	1.107-400.0	4.0	4000	Direct	420	Kärcher	KS4040G.3	158	45 x 28 x 29	\$2,359.35
HD 3.5/35 G Teton	1.107-440.0	3.5	3500	Direct	302	Kärcher	KPP3535G.1	132	45 x 28 x 29	\$1,695.95
HD 3.0/27 GB Teton	1.107-441.0	3.0	2700	Belt	212	Kärcher	KBP3030R	123	45 x 28 x 29	\$1,797.60
HD 3.5/35 GB Teton	1.107-442.0	3.5	3500	Belt	302	Kärcher	KM3540R.3	158	45 x 28 x 29	\$2,236.30
HD 4.0/40 GB Teton	1.107-443.0	4.0	4000	Belt	420	Kärcher	KM3840R.3	169	45 x 28 x 29	\$2,760.60
HD 4.0/40 GeB Teton	1.107-444.0	4.0	4000	Belt	420	Kärcher	KM3840R.3	205	45 x 28 x 29	\$3,461.45
HD 5.0/30 GB Teton	1.107-445.0	5.0	3000	Belt	420	Kärcher	KM4035R.3	169	45 x 28 x 29	\$2,760.60
HD 5.0/30 GeB Teton	1.107-472.0	5.0	3000	Belt	420	Kärcher	KM4035R.3	205	45 x 28 x 29	\$3,461.45

ACCESSORIES

Order No.	Description	List Price
■ 8.750-247.0	Trigger Gun, model M407	\$41.20
■ 8.925-129.0	Hose, 50' x 3/8", 1w, 4,000 PSI SWXSO	\$134.82
■ 8.783-039.0	Lance 30" Zinc plated, handle & coupler (for HD 3.0/27 G Classic)	\$31.99
■ 8.783-040.0	Lance 44" Zinc plated, handle & coupler (for HD 4.0/40 G Classic and HD 4.0/40 Ge Classic)	\$33.17
■ 8.756-797.0	Chemical injector	\$33.28
□ 8.712-429.0	Rotary nozzle	\$288.90
□ 8.925-229.0	Legacy, 100' x 3/8" ID, 6000 PSI, 2-wire, smooth cover, black high pressure hose	\$294.25
□ 8.929-509.0	Direct Drive Hose Reel Bracket Kit	\$167.99
□ 8.929-511.0	Belt Drive Hose Reel Bracket Kit	\$162.64
□ 8.753-572.0	A+ Surface Cleaner SC21	\$749.00
□ 8.753-573.0	A+ Surface Cleaner SC24	\$800.36
□ 9.302-243.0	Legacy Turbo Nozzle, 4.0, 4350 PSI	\$130.54
□ 9.807-754.0	Skid mount feet	\$48.26
□ 9.807-750.0	37.5" long handle	\$41.20
□ 9.807-753.0	Lance holder	\$88.28
□ 9.807-752.0	Hose storage hook	\$100.05
□ 9.807-751.0	Handle with hose reel (mild steel anthracite handle)	\$446.19

■ Included □ Optional † Electric start available on select models.

WARNING: Gas engine pressure washers can expose you to chemicals including Lead and Diisononyl Phthalate, which are known to the State of California to cause cancer, birth defects or other reproductive harm. For more information go to www.P65Warnings.ca.gov. Effective January 1, 2025. Prices, specifications and product descriptions subject to change without notice.


HD GAS PLUS SERIES



Redesigned for power, comfort, & convenience.

Clean faster and more comfortably with the new HD Gas Plus Series. We have enhanced our renowned modular aluminum frame and improved maneuverability by equipping it with larger wheels. Enjoy the convenience of an integrated wand holder and a handy hose hanger for tidy storage. Plus, the new vibration isolation power platform enhances stability and reduces vibration. With a comfortable grip and improved serviceability for easy maintenance, tackling cleaning jobs has never been more effortless. The redesigned HD Gas Plus Series is here. Let's get washing!

Models come unbranded.
Please order free Kärcher labels (see options)



Features

- Up to 5.0 GPM, 4000 PSI with reliable Honda engine
- A variety of pump brands offered in belt or direct drive
- Effortlessly navigate terrain with larger wheels
- Integrated wand and hose storage
- Durable VRT3 unloader with bypass loop diverts water flow when trigger gun is not activated
- Compact footprint with aluminum frame - modular design - converts easily from cart to skid

TECHNICAL DATA

Model	Part No.	GPM	PSI	Drive	Pump	Engine	Electric Start	CC	Ship Weight (lbs)	Ship Dimensions (L x W x H) Inches	List Price
HD 3.0/27 G	1.107-503.0	3.0	2700	Direct	Kärcher KPP2535	GX200	No	196	145	45.2 x 25.3 x 29.9	\$2,006.25
HD 3.5/35 G	1.107-504.0	3.5	3500	Direct	Kärcher KPP3035	GX270	No	270	166	45.2 x 25.3 x 29.9	\$2,327.25
HD 4.0/40 G	1.107-505.0	4.0	4000	Direct	Kärcher KS4040	GX390	No	389	185	45.2 x 25.3 x 29.9	\$2,594.75
HD 4.0/40 Ge	1.107-506.0	4.0	4000	Direct	Kärcher KS4040	GX390 E/S	Yes	389	208	45.2 x 25.3 x 29.9	\$3,124.40
HD 3.0/27 G AR	1.107-513.0	3.0	2700	Direct	AR RCV3G27D-F7	GX200	No	196	180	45.2 x 25.3 x 29.9	\$1,899.25
HD 3.5/35 G AR	1.107-514.0	3.5	3500	Direct	AR RRV3G36D	GX270	No	270	213	45.2 x 25.3 x 29.9	\$2,113.25
HD 4.0/40 G AR	1.107-515.0	4.0	4000	Direct	AR RRV4G40HD-F24	GX390	No	389	228	45.2 x 25.3 x 29.9	\$2,380.75
HD 4.0/40 Ge AR	1.107-516.0	4.0	4000	Direct	AR RRV4G40HD-F24	GX390 E/S	Yes	389	251	45.2 x 25.3 x 29.9	\$3,022.75
HD 3.0/27 G GP	1.107-523.0	3.0	2700	Direct	GP EP1506G6	GX200	No	196	228	45.2 x 25.3 x 29.9	\$2,220.25
HD 3.5/35 G GP	1.107-524.0	3.5	3500	Direct	GP EP1309G8	GX270	No	270	251	45.2 x 25.3 x 29.9	\$2,541.25
HD 4.0/40 G GP	1.107-525.0	4.0	4000	Direct	GP EP1313G8	GX390	No	389	138	45.2 x 25.3 x 29.9	\$2,808.75
HD 4.0/40 Ge GP	1.107-526.0	4.0	4000	Direct	GP EP1313G8	GX390 E/S	Yes	389	166	45.2 x 25.3 x 29.9	\$3,290.25
HD 3.0/27 GB	1.107-507.0	3.0	2700	Belt	Kärcher KBP3030R	GX200	No	196	181	45.2 x 25.3 x 29.9	\$2,434.25
HD 3.5/35 GB	1.107-508.0	3.5	3500	Belt	Kärcher KPP3035G1	GX270	No	270	204	45.2 x 25.3 x 29.9	\$2,755.25
HD 4.0/40 GB	1.107-509.0	4.0	4000	Belt	Kärcher KM3840R.3	GX390	No	389	179	45.2 x 25.3 x 29.9	\$3,129.75
HD 4.0/40 GeB	1.107-510.0	4.0	4000	Belt	Kärcher KM3840R.3	GX390 E/S	Yes	389	208	45.2 x 25.3 x 29.9	\$3,825.25
HD 5.0/30 GB	1.107-511.0	5.0	3000	Belt	Kärcher KM4035R.3	GX390	No	389	223	45.2 x 25.3 x 29.9	\$3,290.25
HD 5.0/30 GeB	1.107-512.0	5.0	3000	Belt	Kärcher KM4035R.3	GX390 E/S	Yes	389	245	45.2 x 25.3 x 29.9	\$3,985.75
HD 3.0/27 GB AR	1.107-517.0	3.0	2700	Belt	AR RRA35G30N	GX200	No	196	223	45.2 x 25.3 x 29.9	\$2,327.25
HD 3.5/35 GB AR	1.107-518.0	3.5	3500	Belt	AR RRA4G40N	GX270	No	270	245	45.2 x 25.3 x 29.9	\$2,541.25
HD 4.0/40 GB AR	1.107-519.0	4.0	4000	Belt	AR RRA4G40N	GX390	No	389	143	45.2 x 25.3 x 29.9	\$2,915.75
HD 4.0/40 GeB AR	1.107-520.0	4.0	4000	Belt	AR RRA4G40N	GX390 E/S	Yes	389	164	45.2 x 25.3 x 29.9	\$3,611.25
HD 5.0/30 GB AR	1.107-521.0	5.0	3000	Belt	AR RRA55G30N	GX390	No	389	178	45.2 x 25.3 x 29.9	\$3,129.75
HD 5.0/30 GeB AR	1.107-522.0	5.0	3000	Belt	AR RRA55G30N	GX390 E/S	Yes	389	201	45.2 x 25.3 x 29.9	\$3,825.25
HD 3.0/27 GB GP	1.107-527.0	3.0	2700	Belt	GP EP1513S17	GX200	No	196	183	45.2 x 25.3 x 29.9	\$2,648.25
HD 3.5/35 GB GP	1.107-528.0	3.5	3500	Belt	GP ES2010S	GX270	No	270	212	45.2 x 25.3 x 29.9	\$2,969.25
HD 4.0/40 GB GP	1.107-529.0	4.0	4000	Belt	GP ES2010S	GX390	No	389	227	45.2 x 25.3 x 29.9	\$3,343.75
HD 4.0/40 GeB GP	1.107-530.0	4.0	4000	Belt	GP ES2010S	GX390 E/S	Yes	389	249	45.2 x 25.3 x 29.9	\$4,039.25
HD 5.0/30 GB GP	1.107-531.0	5.0	3000	Belt	GP ES2013S	GX390	No	389	227	45.2 x 25.3 x 29.9	\$3,557.75
HD 5.0/30 GeB GP	1.107-532.0	5.0	3000	Belt	GP ES2013S	GX390 E/S	Yes	389	249	45.2 x 25.3 x 29.9	\$4,146.25

These products are only available to authorized Kärcher Pressure Washer dealers / Rental customers. Direct any questions to your account rep.

ACCESSORIES

Order No.	Description	List Price	Order No.	Description	List Price
<input type="checkbox"/> 5.385-512.3	Kärcher label (L 3.74" W x 1.58" H)	FREE	<input type="checkbox"/> 8.925-229.0	Legacy Hose 100' x 3/8" ID, 4500 PSI, 2-Wire, Smooth Cover, Black	\$294.25
<input type="checkbox"/> 5.385-513.0	Kärcher label (XL 7.87" W x 3.34 " H)	FREE	<input type="checkbox"/> 8.921-618.0	Non-Marking Hose 3/8" x 50' 4K Gray A+ SOxSW	\$246.10
<input checked="" type="checkbox"/> 4.760-846.0	Trigger Gun Classic G3/8	\$63.13	<input type="checkbox"/> 9.808-467.0	Trailer kit (fittings, skid feet & low pressure hoses)	TBD
<input checked="" type="checkbox"/> 8.925-129.0	Hose, 50' x 3/8", 1w, TS, SOxSW	\$134.82	<input type="checkbox"/> 8.908-468.0	Skid Feet (4 skid feet)	TBD
<input checked="" type="checkbox"/> 8.783-040.0	Lance 44" zinc plated, handle & coupler	\$33.17	<input type="checkbox"/> 9.808-469.0	Hose Reel (Bracket Only) - Direct Drive	TBD
<input type="checkbox"/> 8.753-572.0	A+ Surface cleaner SC21	\$749.00	<input type="checkbox"/> 9.808-470.0	Hose Reel (Bracket Only) - Belt Drive	TBD
<input type="checkbox"/> 8.753-573.0	A+ Surface cleaner SC24	\$800.36	<input type="checkbox"/> 9.808-471.0	Self-Retractable Hose Reel w/Jumper Hose & Adapters	TBD
<input type="checkbox"/> 8.765-909.0	Injector 6" Vinyl Hose & Foot Valve Gray	\$5.35	<input type="checkbox"/> 8.765-910.0	Injector Adjustable Hi-Draw 1.8 Acid Version (HD 3.0/27 G)	TBD
<input type="checkbox"/> 9.302-242.0	Legacy Turbo Nozzle 3.5, 4350 PSI	\$130.54	<input type="checkbox"/> 8.765-911.0	Injector Adjustable Hi-Draw 2.1 Acid Version (HD 3.5/35 G, HD 4.0/40 G)	TBD
<input type="checkbox"/> 9.302-243.0	Legacy Turbo Nozzle 4.0, 4350 PSI	\$130.54	<input type="checkbox"/> 8.765-912.0	Injector Adjustable Hi-Draw 2.3 Acid Version (HD 5.0/30 G)	TBD
<input type="checkbox"/> 9.302-247.0	Legacy Turbo Nozzle 6.5, 4350 PSI	\$130.54			

■ Included □ Optional

WARNING: Gas engine pressure washers can expose you to chemicals including Lead and Diisononyl Phthalate, which are known to the State of California to cause cancer, birth defects or other reproductive harm. For more information go to www.P65Warnings.ca.gov. Effective January 1, 2025. Prices, specifications and product descriptions subject to change without notice.

HD SERIES GAS




Easily converts from cart to skid.

Corrosion-resistant and light-weight, Kärcher's HD Series Gas aluminum pressure washers have a durable weldless, modular frame that can be utilized as a cart or converted to a skid (optional - sold separately) for maximum cleaning versatility and durability. Easy to maneuver with puncture proof, flat free tires. These reliable Honda or Vanguard powered pressure washers offer a bypass loop for additional pump protection, 7-year pump warranty on the oil end of the pump. The simple design of the HD Gas helps get the job done quickly and without hassle.

Features

- Up to 5.0 GPM, 4000 PSI
- Belt or direct drive models with a reliable Honda engine
- Durable VRT3 unloader with bypass loop diverts water flow when trigger gun is not activated
- Compact footprint with aluminum frame - modular design - converts easily from cart to skid



TECHNICAL DATA

Model	Part No.	GPM	PSI	Drive	Start	Pump	Engine	CC	Ship Weight (lbs)	Ship Dimensions (L x W x H) Inches	List Price
HD 3.5/35 G	1.107-421.0	3.5	3500	Direct	Recoil	Crankcase	Vanguard 300	270	130	45 x 28 x 29	\$1,647.80
HD 4.0/40 G	1.107-429.0	4.0	4000	Direct	Recoil	Crankcase	Vanguard 400	389	149	45 x 28 x 29	\$1,797.60
HD 3.5/35 GB	1.107-422.0	3.5	3500	Belt	Recoil	Crankcase	Vanguard 300	270	156	45 x 28 x 29	\$2,412.85
HD 4.0/40 GB	1.107-430.0	4.0	4000	Belt	Recoil	Crankcase	Vanguard 400	389	160	45 x 28 x 29	\$2,003.04
HD 5.0/30 GB	1.107-446.0	5.0	3000	Belt	Recoil	Crankcase	Vanguard 400	389	160	45 x 28 x 29	\$2,883.65
HD 5.0/30 GeB	9.808-389.0	5.0	3000	Belt	Electric	KM4035R.3	Vanguard 400	408	160	45 x 28 x 29	\$3,504.25

These products are only available to authorized Kärcher Pressure Washer dealers / Rental customers. Direct any questions to your account rep.


ACCESSORIES

Order No.	Description	List Price
■ 4.760-846.0	Trigger Gun Classic G3/8	\$63.13
■ 8.925-129.0	Hose, 50' x 3/8", 1w, TS, SOxSW	\$134.82
■ 8.783-040.0	Lance 44" zinc plated, handle & coupler	\$33.17
□ 8.765-909.0	Injector 6' Vinyl Hose & Foot Valve Gray	\$5.35
□ 8.925-229.0	Legacy Hose 100' x 3/8" ID, 4500 PSI, 2-Wire, Smooth Cover, Black	\$294.25
□ 8.921-618.0	Non-Marking Hose 3/8" x 50' 4K Gray A+ SOxSW	\$246.10
□ 8.753-572.0	A+ Surface cleaner SC21	\$749.00
□ 8.753-573.0	A+ Surface cleaner SC24	\$800.36
□ 9.302-242.0	Legacy Turbo Nozzle 3.5, 4350 PSI	\$130.54
□ 9.302-243.0	Legacy Turbo Nozzle 4.0, 4350 PSI	\$130.54
□ 9.302-247.0	Legacy Turbo Nozzle 6.5, 4350 PSI	\$130.54

■ Included □ Optional

WARNING: Gas engine pressure washers can expose you to chemicals including Lead and Diisononyl Phthalate, which are known to the State of California to cause cancer, birth defects or other reproductive harm. For more information go to www.P65Warnings.ca.gov. Effective January 1, 2025. Prices, specifications and product descriptions subject to change without notice.

HD SERIES GAS SKID



Cleaning on the go.

The perfect accompaniment to Kärcher's HD Series Gas and Teton Series direct drive pressure washers - these mild steel skids offer two configurations:

1. Skid with a 50 gallon water tank and one 100' hose reel
or
2. Skid with two 100' hose reels.

The HD Series Gas skids fit within a standard UTV / ATV bed and work with three different direct drive aluminum pressure washers to offer ultimate portability and usability for various applications.

Features

- 50 gallon water tank (HD Pallet Skid with Tank only)
- Forklift holes
- Includes skid feet
- 1 to 2, 100' hose reels
- Fits within standard UTV/ATV bed
- Assembly required

*Pressure washer sold separate.

TECHNICAL DATA

Model	Part No.	Frame Material	Description	Compatible Pressure Washer (sold separately)	Ship Weight (lbs)	Ship Dimensions (L x W x H) Inches	List Price
HD Pallet Skid with Tank	9.807-833.0	Mild Steel	50 gal water tank and 1 hose reel	HD Series Gas direct drive HD 3.5/35 G (9.807-720.0)	185	40 x 48 x 35	\$1,786.90
HD Pallet Skid with 2 Hose Reels	9.807-838.0	Mild Steel	2 hose reels	HD 3.5/35 G (1.107-421.0) HD 4.0/40 G (9.807-721.0) HD 4.0/40 Ge (9.807-722.0) Teton Series direct drive HD 3.0/27 G Teton (1.107-398.0) HD 4.0/40 G Teton (1.107-399.0) HD 4.0/40 Ge Teton (1.107-400.0) HD 3.5/35 G Teton (1.107-440.0)	172	40 x 48 x 35	\$1,583.60

These products are only available to authorized Kärcher Pressure Washer dealers / Rental customers. Direct any questions to your account rep.

HD CART



Compact and dependable.

The HD Carts are tough gasoline-powered direct-drive cold water machines that deliver cleaning power of up to 4000 PSI. Built on compact sturdy steel frames, each unit features a dependable industrial-grade Honda engine, Kärcher crankcase pump, hose/gun rack, detergent injection, and tubed pneumatic tires.

Features

- Steel frame with powder coat finish
- Commercial grade Honda GX engine
- Cleaning power up to 4000 PSI
- Industrial direct-drive Kärcher crankcase pump



POWERED by HONDA

TECHNICAL DATA

Model	Part No.	GPM	PSI	Drive	CC	Engine	Pump	Ship Weight (lbs)	Ship Dimensions (L x W x H) Inches	List Price
HD 2.5/27 P	1.575-101.0	2.5	2700	Direct	196	Honda GX200	KPP2535G	135	35 x 21 x 24	\$2,765.95
HD 3.0/30 P	1.575-102.0	3.0	3000	Direct	270	Honda GX270	KPP3035G.1	175	35 x 21 x 24	\$3,044.15
HD 3.8/35 P	1.575-104.0	3.8	3500	Direct	389	Honda GX390	KS4040G.3	185	35 x 21 x 24	\$3,573.80
HD 3.5/40 P	1.107-223.0	3.5	4000	Direct	389	Honda GX390	KS3540G.3	188	35 x 21 x 24	\$3,573.80

These products are only available to authorized Kärcher Pressure Washer dealers / Rental customers. Direct any questions to your account rep.

OPTIONS (FIELD INSTALLED)

Order No.	Description	List Price
<input type="checkbox"/> 9.801-026.0	100' EZEE Hose Reel kit (hose not Included)	\$391.62

■ Included Optional

WARNING: Gas engine pressure washers can expose you to chemicals including Lead and Diisononyl Phthalate, which are known to the State of California to cause cancer, birth defects or other reproductive harm. For more information go to www.P65Warnings.ca.gov. Effective January 1, 2025. Prices, specifications and product descriptions subject to change without notice.

HD PB CART



Reliable and professional.

Our cold-water series provides a broad selection of rugged belt-drive units, all with reliable Honda GX engines, which deliver cleaning volume of up to 3.7 GPM. Each model is certified to ETL safety standards and comes with a rugged steel chassis, cast iron belt pulley system, flat-free tires, and industrial-grade Kärcher crankcase pump.

Features

- Powder coated steel chassis
- Reliable Honda GX engine
- Onboard hose and lance storage
- Water volume up to 3.7 GPM
- Industrial belt-drive Kärcher pump
- Flat-free tires
- Quick connect nozzles



TECHNICAL DATA

Model	Part No.	GPM	PSI	Drive	CC	Engine	Fuel	Pump	Ship Weight (lbs)	Ship Dimensions (L x W x H) Inches	List Price
HD 3.0/30 PB	1.575-152.0	3.0	3000	Belt	270	Honda GX270	Gas	KBP3030R	225	45 x 26 x 24	\$4,173.00
HD 3.7/35 PB	1.575-154.0	3.7	3500	Belt	389	Honda GX390	Gas	KM4035R.3	250	45 x 26 x 24	\$4,617.05
HD 3.0/40 PB	1.575-155.0	3.0	4000	Belt	389	Honda GX390	Gas	KM3540R.3	250	45 x 26 x 24	\$4,841.75

These products are only available to authorized Kärcher Pressure Washer dealers / Rental customers. Direct any questions to your account rep.

HD PB / PEB CAGE




Extra rugged and powerful.

Our roll cage models are the most powerful units in our cold water line, with cleaning power of up to 5000 PSI. Protected by either a rugged powder coated roll cage built of 1-1/4" steel cage, these units feature powerful Vanguard or Honda engines, tri-plunger oil bath Kärcher pumps, flat-free tires, and an extra rugged belt-drive assembly with notched V belts and cast iron pulleys.

Features

- Belt-drive
- Rugged steel chassis & roll cage for PB and PEB models
- Honda, Vanguard or new Kohler engine
- Electric start on dual-axle models
- Industrial belt-drive Kärcher pump with 7-year warranty
- Flat-free tires on all models



TECHNICAL DATA

Model	Part No.	GPM	PSI	Drive	CC	Engine	Fuel	Pump	Ship Weight (lbs)	Ship Dimensions (L x W x H) Inches	List Price
HD 3.7/35 PB Cage	1.575-205.0	3.7	3500	Belt	389	Honda GX390	Gas	KM4035R.3	350	42 x 26 x 30	\$4,975.50
HD 4.0/40 PB Cage	1.575-207.0	4.0	4000	Belt	479	Vanguard 16	Gas	KT4035R.1	470	42 x 26 x 30	\$8,105.25
HD 4.0/50 PeB Cage	1.575-200.0	4.0	5000	Belt	688	Honda GX630	Gas	KX5450R	495	42 x 26 x 30	\$9,913.55
HD 4.5/50 PeB Cage	1.575-201.0	4.5	5000	Belt	688	Honda GX690	Gas	KX5450R	500	42 x 26 x 30	\$11,085.20

These products are only available to authorized Kärcher Pressure Washer dealers / Rental customers. Direct any questions to your account rep.

OPTIONS (FIELD INSTALLED)

Order No.	Description	List Price
<input type="checkbox"/> 9.801-028.0	100' EZEE Hose Reel kit, single axle (hose not Included)	\$454.75
<input type="checkbox"/> 9.801-029.0	100' Hose Reel kit, 5000 psi, double axle (hose not Included)	\$756.49
<input type="checkbox"/> 8.750-682.0	100' capacity Hose Reel fixed base (for HD 3.4/30 D Cage model only)	\$414.09
<input type="checkbox"/> 8.929-070.0	Skid feet (for HD 3.4/30 D Cage model only)	\$69.55

■ Included □ Optional

WARNING: Gas engine pressure washers can expose you to chemicals including Lead and Diisobutyl Phthalate, which are known to the State of California to cause cancer, birth defects or other reproductive harm. For more information go to www.P65Warnings.ca.gov. Effective January 1, 2025. Prices, specifications and product descriptions subject to change without notice.

HD 7.9/72-4 CAGE EC



Maximum power in a compact package.

The HD 7.9/72-4 Cage Ec high pressure cleaner features one-button operation and an automatic pressure relief valve, making it easy to use, while delivering the most powerful cleaning performance in its class for a variety of applications.

Features

- Built-in pressure relief valve reduces pressure in the hose, remaining flexible when the trigger gun is closed
- Pressure increases gradually when activating the trigger gun prevents sudden jolts
- Large wheels, crane hook and an optimal center of gravity ensure easy transportation, even over rough terrain



TECHNICAL DATA

Model No.	Part No.	GPM	PSI	Max. Inlet Temp	Pump	Drive	Motor Rating	Ship Weight (lbs)	Ship Dimensions (L x W x H) Inches	List Price
HD 7.9/72-4 Cage Ec	1.367-163.0	7.9	7200	140° F	Crankshaft	E-Motor 460 V / 60 Hz	30 kW / 41 HP	699	51.9 x 29.4 x 43	\$28,558.30

These products are only available to authorized Karcher Pressure Washer dealers / Rental customers. Direct any questions to your account rep.

ACCESSORIES

Order No.	Item Description	List Price
■ 6.391-847.0	66' pressure hose (up to 8,990 PSI)	\$735.09
■ 5.765-263.0	Flat jet nozzle, 060	\$46.33
□ 2.637-017.0	Add-on kit pre pressure pump	\$2,150.70
□ 2.639-251.0	Shoulder support	\$617.39
□ 4.760-653.0	41" spray lance (up to 9,280 PSI)	\$341.33
□ 4.403-004.0	Hose coupling	\$71.16
□ 6.391-846.0	33' pressure hose (up to 8,990 PSI)	\$490.06
□ 6.391-019.0	100' pressure hose (up to 8,990 PSI)	\$935.18
□ 5.765-264.0	Point jet nozzle, 060	\$31.46
□ 2.113-078.0	Point jet nozzle, 120 (2,175 PSI)	\$38.95
□ 6.415-070.0	F9 power rotary jet (7,200 PSI)	\$2,257.70
□ 6.025-526.0	F9 power rotary jet repair kit	\$1,053.95
□ 6.392-401.0	33' pipe cleaning hose	\$355.24
□ 6.392-402.0	66' pipe cleaning hose	\$488.99
□ 6.392-403.0	100' pipe cleaning hose	\$617.39
□ 6.470-223.0	Foot valve	\$1,423.10
□ 6.025-527.0	Pipe cleaning nozzle, Standard 060	\$556.40
□ 6.025-528.0	Pipe cleaning nozzle, Quattro 060	\$464.38
□ 6.025-529.0	Pipe cleaning nozzle, Rotary 060	\$1,230.50
□ 2.643-577.0	FRI 50 Me industrial surface cleaner, 20"	\$5,029.00
□ 6.415-059.0	Nozzle kit for FRI 50 Me	\$72.23

■ Included □ Optional

WARNING: Gas engine pressure washers can expose you to chemicals including Lead and Diisobutyl Phthalate, which are known to the State of California to cause cancer, birth defects or other reproductive harm. For more information go to www.P65Warnings.ca.gov. Effective January 1, 2025. Prices, specifications and product descriptions subject to change without notice.

MOBILE HOT WATER GENERATOR



Hot water heater.

For attaching to a cold water pressure washer.

Our Kärcher Series water heater provides supplemental heat to cold water machines, giving users the benefits of hot water cleaning when it's needed. An electric-powered, diesel heated unit, the Heater 5.0/30 Ed effectively heats water at a rate of up to 5 gallons per minute.

Features

- Effective heating of up to 5 GPM
- Heavy-duty, steel cabinet protected by an epoxy powder coat finish
- Portable



TECHNICAL DATA

Model	Part No.	GPM	PSI	Electrical	Amps	Heated By	Ship Weight (lbs)	Ship Dimensions (L x W x H) Inches	List Price
Heater 5.0/30 Ed	1.575-650.0	up to 5.0	up to 3000	120V / 1ph	5	Diesel	330	35 x 47 x 50	\$4,873.85

STATIONARY HOT WATER GENERATOR SERIES



Model 9452

Model 9462

Heating modules.

The 9400 Series heating modules give customers the flexibility to “convert” a cold water pressure washer into a hot water unit. By attaching the heating module to a cold water pressure washer the pressurized water is now heated to produce all the benefits of hot water cleaning. The four models use fuel oil, diesel or natural gas to heat the water using Kärcher’s high-efficiency, vertical heating coil.

Features

- Fuel burner types available: diesel, kerosene, home heating oil, natural gas, LP gas (optional)
- All models are equipped with a flow switch to control the burner
- Heavy-duty, steel cabinet



TECHNICAL DATA

Model	Part No.	GPM	PSI	Volt / PH	CC	BTU / Hour	AMP	Fuel	Ship Weight (lbs)	Ship Dimensions (L x W x H) Inches	List Price
9450	1.103-905.0	10	3200	115/1	389	700,000	8	Oil-Fired	525	32.5 x 25 x 50.5	\$9,143.15
9452	1.103-906.0	10	3200	115/1	479	540,000	1	Natural - Gas- Fired	500	32.5 x 25 x 50.5	\$8,816.80
9460	1.103-907.0	10	3200	115/1	688	920,000	8	Oil-Fired	920	40.5 x 32 x 65	\$14,434.30
9462	1.103-908.0	10	3200	115/1	688	920,000	1	Natural - Gas- Fired	935	40.5 x 32 x 65	\$13,631.80

OPTIONS (FIELD INSTALLED)

Order No.	Description	List Price
<input type="checkbox"/> 8.903-076.0	Natural-Gas to LP Conversion for Model 9452 (Factory Installed)	\$215.07
<input type="checkbox"/> 8.903-075.0	Natural-Gas to LP Conversion for Model 9462 (Factory Installed)	\$215.07
<input type="checkbox"/> 9.801-040.0	10" Natural Gas-Fired Draft Diverter for Model 9452	\$210.79
<input type="checkbox"/> 8.717-730.0	12" Natural Gas-Fired Draft Diverter for Model 9462	\$330.63
<input type="checkbox"/> 8.749-806.0	10" Power Dampener	\$474.01
<input type="checkbox"/> 8.753-171.0	12" Power Dampener	\$509.32
<input type="checkbox"/> 8.749-807.0	Power Dampener Wiring Harness	\$132.68

■ Included □ Optional

MISSISSIPPI RECOVERY



Siphon muddy waters away.

Stop wash water from flowing down a drain or away from your area by collecting the wastewater from pressure washing. As EPA laws become more prevalent and strive to conserve water quality, contract cleaners and construction sites will need to recover their wash water and runoff. Eliminate the problem with the Mississippi Recovery series that is capable of recovering and transferring up to 30 GPM of water and transferring to a holding tank. Its small footprint allows the Mississippi to be mounted on a trailer. Be fully in control of water flow with the optional water dikes and drain covers to stop water from flowing down a drain or away from your site. Comes standard with 50' feet of vacuum hose and a scupper

Features

- 3 stage vacuum motor delivers 100 CFM 100" sealed lift vacuum
- Simple curbside controls for easy use
- Rated for water up to 120°F
- Compatible with hot water machines and surface cleaners
- Bolt-on mounting system configured on the base to mount to a trailer for portability from site to site or optional caster wheel kit
- Drain port & filter basket together to keep sludge from clogging head.



TECHNICAL DATA

Model	Part No.	Electrical	Tank	Vac Motor	AMP	Recovery	Ship Weight (lbs)	Ship Dimensions (L x W x H) Inches	List Price
Mississippi Recovery	1.103-516.0	120V	27 Gallon	3 Stage 100 CFM 100" sealed lift	15	30 GPM	127	24 x 27 x 59	\$2,749.90

ACCESSORIES

Order No.	Description	List Price
■ 8.618-451.0	50' of High Temp 2" Vacuum Hose	\$261.08
■ 8.928-850.0	Scupper Head	\$111.28

OPTIONS (FIELD INSTALLED)

Order No.	Description	List Price
<input type="checkbox"/> 8.751-299.0	Mosmatic Surface Cleaner with Vac Port	\$4,665.20
<input type="checkbox"/> 8.928-887.0	Caster Wheel Kit	\$138.03
<input type="checkbox"/> 8.925-858.0	Vacuum Discharge Hose Kit	\$234.33

DRAIN COVERS AND WATER DIKES

Order No.	Description	List Price
<input type="checkbox"/> 8.751-135.0	Drain Cover, 36" x 36", 30oz PVC	\$472.94
<input type="checkbox"/> 8.751-136.0	Drain Cover, 48" x 48", 30oz PVC	\$563.89
<input type="checkbox"/> 8.751-137.0	Drain Cover, 48" x 48", Urethane	\$593.85
<input type="checkbox"/> 8.751-138.0	Water Dike, 10', 22oz PVC	\$279.27
<input type="checkbox"/> 8.751-139.0	Water Dike, 10', 40oz Urethane	\$424.79
<input type="checkbox"/> 8.751-140.0	Water Dike, 20', 22oz PVC	\$389.48
<input type="checkbox"/> 8.751-141.0	Water Dike, 20', 40oz Urethane	\$613.11

■ Included Optional

SLUDGE SLINGER



Tough on debris, easy on you.

Trash pumps water pumps are essential tools for anyone dealing with more than slightly dirty water. Unlike regular pumps, the Sludge Slinger effortlessly handles liquids mixed with solids – think leaves, sticks, and even small rocks–without grinding them up. This unique feature makes it perfect for clearing flooded areas and dewatering construction sites. Their versatility shines in a range of tasks, from draining pools to managing agricultural irrigation. With the Sludge Slinger, you can efficiently clear away unwanted water without the hassle of clogs or damage. It's a real time-saver, allowing you to focus on what truly matters. Embrace the power of the Sludge Slinger and make your job much easier!

Features

- Move debris up to 1" diameter
- A remarkable 26-foot suction lift, making it perfect for challenging job sites with uneven or dangerous ground
- Reliable Honda gas engine, direct drive
- Swift flow rate can drain a pool in less than an hour
- Painted steel frame allows for easier handling
- Tailored inlet/outlet fittings and water filter with hose barb
- Vibration-isolating rubber pads provide stability
- Built to withstand tough conditions and simple to operate



POWERED by HONDA

TECHNICAL DATA

Model	Part No.	Discharge Size (inches)	Max Head (feet)	Suction Lift (feet)	HP	Engine	Drive	Flow GPM	RPM	Solid Handling (inches)	Ship Weight (lbs)	Ship Dimensions (L x W x H) Inches	Introductory List Price
Sludge Slinger	1.042-216.0	3 NPSM	88	26	8.4	Honda	Direct	Up to 343	3600	Up to 1	177	43.7 x 27.3 x 35.1	\$1895.00

ACCESSORIES

Order No.	Description	List Price
<input type="checkbox"/> 9.804-922.0	Kit Rigid Reinforced Hose 3" x 20'	\$460.00
<input type="checkbox"/> 9.804-921.0	Kit Discharge Hose 3" x 50'	\$520.00
<input type="checkbox"/> 5.385-513.0	Kärcher logo decal	FREE

■ Included □ Optional



NEW

MORE THAN A TIME SAVER, IT'S A GAME CHANGER.

eco!Booster

Meet the ultra-efficient Kärcher eco!Booster. Cleaning delicate surfaces powerfully, with a 50% higher cleaning performance and efficiency, makes the eco!Booster flat jet nozzle a real all-rounder.



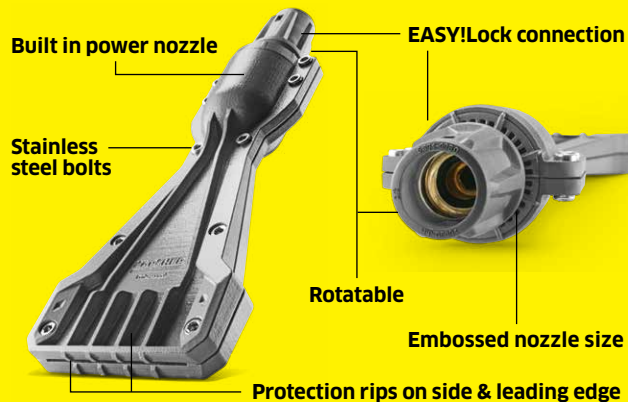

ECO!BOOSTER



WHAT INNOVATION LOOKS LIKE

KÄRCHER, A CLEAR LEADER IN INNOVATION.

Kärcher is the only player in the market developing this technology. The eco!Booster, designed with the user in mind, is suited for cold and hot water pressure washers (up to 185 °F) and compatible with the EASY!Lock interface. Available in multiple different sizes, this revolutionary nozzle is 50% more efficient* and unites the force of the water jet with a protective layer of air, leading to remarkable results relevant to a range of industries.



FIND THE RIGHT ECO!BOOSTER FOR YOU.

Our eco!Booster variants have been developed for a wide range of cold and hot water pressure washers applications and come in different nozzle sizes. Find the right nozzle for your professional machine.

Cleaning delicate surfaces powerfully.

The eco!Booster impresses with an increased jet width for higher efficiency, reducing energy use and water consumption. Its area performance is 50% higher than the Kärcher power nozzle. Light to moderate dirt can be removed reliably and quickly. In contrast to a rotary nozzle, which is suitable for removing stubborn, adhesive dirt, with its wide water stream the eco!Booster permits deep yet gentle dirt removal even from sensitive surfaces like façades, walls, paths and vehicles.

Features

- Draws in air to direct the water stream
- Thorough, fast and more sustainable cleaning – 50% higher cleaning performance compared to the flat jet
- Saves water, time, and energy – 50% higher efficiency*
- Unique technology in the market, patents pending
- Efficient cleaning of vertical and especially sensitive surfaces
- Maximum 4351 PSI and 185 °F

Applications

- Façade cleaning
- Municipal applications
- Vehicle cleaning
- Fences
- Cleaning animal stables
- Delicate surfaces such as plaster, paint or wood

TECHNICAL DATA

	Part No.	Nozzle Size	Connection	List Price
eco!Booster TR 040	2.113-086.0	4.0	EASY!Lock	\$75.00
eco!Booster TR 045	2.113-087.0	4.5	EASY!Lock	\$75.00
eco!Booster TR 050	2.113-088.0	5.0	EASY!Lock	\$75.00
eco!Booster TR 060	2.113-090.0	6.0	EASY!Lock	\$75.00
eco!Booster TR 036	2.113-091.0	3.5	Quick Connect	\$75.00
eco!Booster TR 040	2.113-092.0	4.0	Quick Connect	\$75.00
eco!Booster TR 050	2.113-093.0	5.0	Quick Connect	\$75.00
eco!Booster TR 060	2.113-094.0	6.0	Quick Connect	\$75.00

Ship weight 19 ounces Dimensions (L x W x H) 8.75" x 4" x 2"

■ NOTE: Only compatible with EASY!Lock threading

* Based on the ability to clean 50% more area than a standard flat jet with the same amount of energy and water.



EFFORTLESS WITH EASY!FORCE.

Pick your partner in grime!

TWO VERSIONS. The North American EASY!Force trigger gun with standard threads for our North American engineered pressure washers and accessories, and our EASY!Force trigger gun with EASY!Lock threading for our German engineered machines and EASY!Lock accessory system.

BUILT IN SAFETY. The trigger gun features a mechanical safety to prevent accidental starts for maximum safety without compromising its ease-of-use.

PERFECT CONNECTIONS. The same quick locking, screw connection of EASY!Lock can be used on existing pressure washers and accessories. An easy system of adapters ensures compatibility is easy, and allows you to experience the power of the EASY!Force trigger gun. Contact your local dealer to find out more. Try our EASY!Force trigger gun – you won't want to put it down.

● **EASY!Force – German Model**
P/N 4.118-005.0
EASY!Lock Threading for EASY!Lock adapters and accessories.
Adapters not included

● **EASY!Force - North American Model**
P/N 8.756-481.0
Standard 1/4" wand connection and 3/8" hose connection.
NOT for use with EASY!Lock accessories



WHAT PERFECT CONNECTIONS LOOK LIKE


In order to cover the various interfaces, from the pressure washer to the nozzle, as well as ensuring compatibility is easy, a total of 10 different adapters are available. This ensures that all existing machines and accessories can continue to be used together with the new machines and accessories with EASY!Lock connections. Listed to the right are all adapters with their respective application.*

OUR EASY!LOCK SYSTEM

The below illustration demonstrates the features of adapters 1-8. These adapters are for use with machines having metric connections. Adapters 9 and 10 are for use with 3/8" connections.

EMBOSSED NUMBER

Every adapter has its own number. Clear and unmistakable.



EASY!Lock connection
Quadruple trapezoidal thread with conical lock

Metric Thread
Metric thread for accessories without EASY!Lock

Anthracite gray = EASY!Lock
Color coded EASY!Lock connection

Black = Metric Thread
Color coding for conventional threaded connection



* For example, any pressure washer with M22 x 1.5 connection can quickly be converted to the new EASY!Lock system with adapter 2.



EASY!Lock - M 22 x 1.5

Order no. 4.111-029.0

Adapter for connecting high-pressure hoses with EASY!Lock and high-pressure hoses with M 22 x 1.5 connection.



EASY!Lock - M 22 x 1.5

Order no. 4.111-030.0

Adapter for connecting high-pressure hoses with EASY!Lock and pressure washers / trigger guns with M 22 x 1.5 connection.



EASY!Lock - M 22 x 1.5

Order no. 4.111-031.0

Adapter for connecting spray lances or Servo Control regulators with EASY!Lock and trigger guns with M 22 x 1.5.



EASY!Lock - AVS

Order no. 4.111-032.0

Adapter for connecting EASY!Force trigger gun and high-pressure hoses with AVS swivel connection.



EASY!Lock - M 22 x 1.5

Order no. 4.111-033.0

Adapter for connecting EASY!Force trigger gun and spray lances with M 22 x 1.5 connection.



EASY!Lock - M 22 x 1.5

Order no. 4.111-034.0

Adapter for connecting EASY!Force trigger gun / pressure washers with EASY!Lock and high-pressure hoses with M 22 x 1.5 connection.



EASY!Lock - M 18 x 1.5

Order no. 4.111-035.0

Adapter for connecting nozzles with EASY!Lock and spray lances with M 18 x 1.5 connection.



EASY!Lock - M 18 x 1.5

Order no. 4.111-036.0

Adapter for connecting spray lances with EASY!Lock and nozzles with M 18 x 1.5 connection.



EASY!Lock - STANDARD 3/8" HOSE

Order no. 4.111-041.0

Adapter for connecting EASY!Force trigger gun and standard 3/8" US-style hose connection.



EASY!Lock - STANDARD 3/8" MACHINE OUTLET

Order no. 4.111-042.0

Adapter for connecting high-pressure hoses with EASY!Lock and 3/8" US-style machine outlet.

ADDITIONAL EASY!LOCK ADAPTERS ON PAGE PAGE 164

EASY!FORCE TRIGGER GUN & EASY!LOCK ACCESSORY SYSTEM



■ NOTE: Accessories only compatible with EASY!Force Trigger Gun for EASY!Lock Threading.
(Part # 4.118-005.0, shown above in Box 1)

		Order no.	Description	List Price
EASY!Force Trigger Gun				
EASY!Force trigger gun for EASY!Lock threading	1	4.118-005.0 ■	Trigger gun uses the recoil force of the high-pressure spray to reduce the hold force of the trigger to zero.	\$80.25
EASY!Force trigger gun repair kit	2	4.427-014.0 ■	EASY!Force trigger gun repair kit: manifold complete with full ceramic valve (for gun 4.118-005.0)	\$100.05
	3	2.885-483.0 ■	EASY!Force trigger gun repair kit: spare part lever kit (for guns 8.756-481.0 and 4.118-005.0)	\$58.85
Lance	4	4.112-000.0 ■	41" spray lance	\$94.16
Lance repair kit	5	2.880-001.0 ■	EASY!Force lance repair kit: quad-ring sealing (3)	\$8.24
Side handle	6	4.321-380.0 ■	Ergonomic handle that attaches to the spray lance and offers additional working positions.	\$64.74
Power nozzle Spray angle 25°	7	2.113-004.0 ■	Patented Kärcher power nozzle technology offers 40% increase in cleaning performance over conventional nozzles. Engineered for EASY!Lock. Size: 035	\$29.53
	8	2.113-023.0 ■	Patented Kärcher power nozzle technology offers 40% increase in cleaning performance over conventional nozzles. Engineered for EASY!Lock. Size: 050	\$26.43
	9	2.113-014.0 ■	Patented Kärcher power nozzle technology offers 40% increase in cleaning performance over conventional nozzles. Engineered for EASY!Lock. Size: 075	\$26.43
	10	2.113-017.0 ■	Patented Kärcher power nozzle technology offers 40% increase in cleaning performance over conventional nozzles. Engineered for EASY!Lock. Size: 100	\$29.53
Servo control	11	4.118-007.0 ■	Pressure and water flow regulation directly at the EASY!Force trigger gun. For 0-3.3 GPM.	\$90.42
	12	4.118-008.0 ■	Pressure and water flow regulation directly at the EASY!Force trigger gun. For 3.3-4.9 GPM.	\$90.42
	13	4.118-009.0 ■	Pressure and water flow regulation directly at the EASY!Force trigger gun. For 4.9 GPM.	\$90.42
Standard EASY!Lock Hose				
EASY!Lock hose	14	6.110-034.0 ■	33' EASY!Lock hose, 3625 PSI	\$93.09
	15	6.110-031.0 ■	33' EASY!Lock hose	\$143.38
	16	6.110-033.0 ■	50' EASY!Lock hose	\$314.58
	17	6.110-030.0 ■	50' EASY!Lock hose with ANTI!Twist connection	\$144.45
	18	6.110-014.0 ■	100' EASY!Lock hose with ANTI!Twist connection	\$262.15
Longlife EASY!Lock Hose				
Longlife EASY!lock hose - designed with two steel layers instead of one, for no leaks! 5800 PSI	19	6.110-029.0 ■	50' EASY!Lock Longlife hose with ANTI!Twist connection	\$188.32
	20	6.110-023.0 ■	100' EASY!Lock Longlife hose with ANTI!Twist connection	\$337.05
	21	6.110-028.0 ■	66' EASY!Lock Longlife hose with one side AVS hose reel connection	\$520.02
Food Grade EASY!Lock Hose				
Food grade EASY!Lock hose	22	6.110-051.0 ■	33' EASY!Lock Food grade hose with ANTI!Twist connection	\$162.64
	23	6.110-052.0 ■	66' EASY!Lock Food grade hose with ANTI!Twist connection	\$243.96
	24	6.110-063.0 ■	50' EASY!Lock Food grade hose with AVS hose reel connection	\$302.81

■ Designates EASY!Lock Connection

EASY!FORCE TRIGGER GUN & EASY!LOCK ACCESSORY SYSTEM



■ NOTE: Accessories only compatible with EASY!Force Trigger Gun for EASY!Lock Threading.
(Part # 4.118-005.0, shown on previous page, in Box 1)

		Order no.	Description	List Price
Adapter for EASY!Lock System				
Adapter	1	4.111-029.0 ■	EASY!Lock - M 22 x 1.5. Adapter for connecting high-pressure hoses with EASY!Lock and high-pressure hoses with M 22 x 1.5 connection.	\$22.04
	2	4.111-030.0 ■	EASY!Lock - M 22 x 1.5. Adapter for connecting high-pressure hoses with EASY!Lock and pressure washers / trigger guns with M 22 x 1.5 connection.	\$22.26
	3	4.111-031.0 ■	EASY!Lock - M 22 x 1.5. Adapter for connecting spray lances or Servo Control regulators with EASY!Lock and trigger guns with M 22 x 1.5.	\$22.36
	4	4.111-032.0 ■	EASY!Lock - AVS. Adapter for connecting EASY!Force trigger gun and high-pressure hoses with AVS swivel connection.	\$22.36
	5	4.111-033.0 ■	EASY!Lock - M 22 x 1.5. Adapter for connecting EASY!Force trigger gun and spray lances with M 22 x 1.5 connection.	\$22.04
	6	4.111-034.0 ■	EASY!Lock - M 22 x 1.5. Adapter for connecting EASY!Force trigger gun / pressure washers with EASY!Lock and high-pressure hoses with M 22 x 1.5 connection.	\$22.47
	7	4.111-035.0 ■	EASY!Lock - M 18 x 1.5. Adapter for connecting nozzles with EASY!Lock and spray lances with M 18 x 1.5 connection.	\$22.04
	8	4.111-036.0 ■	EASY!Lock - M 18 x 1.5. Adapter for connecting spray lances with EASY!Lock and nozzles with M 18 x 1.5 connection.	\$21.94
	9	4.111-037.0 ■	EASY!Lock - EASY!Lock to connect 2 EASY!Lock hoses	\$22.26
	10	4.111-041.0 ■	EASY!Lock - STANDARD 3/8" HOSE. Adapter for connecting EASY!Force trigger gun with standard 3/8" US-style hose connection.	\$28.25
	11	4.111-042.0 ■	EASY!Lock - STANDARD 3/8" MACHINE OUTLET. Adapter for connecting high-pressure hoses with EASY!Lock and 3/8" US-style machine outlet.	\$25.15
	12	4.111-055.0 ■	Adapter complete TR22IG-3/8 NPT. Adapter to connect EASY!Force Trigger Gun to 3/8" FPT. This can be used to connect 3/8" FPT Inlet Injector.	\$44.08
	13	4.111-056.0 ■	Adapter complete TR22AG-3/8 NPT. Adapter to connect EASY!Lock Hose to 3/8" MPT. This can be used to connect 3/8" MPT Injector.	\$40.87
	14	4.111-057.0 ■	Adapter complete 17 TR20IG-1/4 NPT. Adapter to connect EASY!Force Lance to 1/4" FPT. This can be used to attached a standard Quick Coupler or Turbo Nozzle.	\$34.99
	15	4.111-058.0 ■	Adapter complete 18 TR20AG-1/4 NPT. Adapter to connect standard North American Lance with 1/4" MPT to FRV 30.	\$44.08
	16	4.111-059.0 ■	Adapter complete 19 TR22AG-1/4 NPT. Adapter to connect standard North American Trigger Gun with 1/4" FPT to EASY!Lock Pivoting Wand or EASY!Lock Inno Foam Lance.	\$40.87
	17	4.111-060.0 ■	Adapter complete 20 TR22IG-1/4 NPT. Rotating Adapter to be able to connect EASY!Force Gun to standard 1/4" MPT thread lance. This can be used to connect a standard VP Wand.	\$79.18

■ Designates EASY!Lock Connection

ISOLAR 400/800 SOLAR PANEL CLEANER



No place is unreachable.

The iSolar accessories system is a complete modular solution that offers all the necessary products for your cleaning needs, from water connections to brushes. This system is also compatible with many Kärcher pressure washers, meaning, existing pressure washers can usually be used to operate iSolar. Because the system is modular, we can build a custom solution to fulfill any requirement.

The iSolar 400 and iSolar 800 offer superior and safe cleaning, thanks to brushes powered by a pressure washer's water jet. The mechanical action of the bristles, made of nylon for scratch-free surface cleaning, operate at low pressure, eliminating any danger of the panels being damaged. The rotating brushes are also fitted with robust ball bearings to guarantee exceptionally long service life.



1 iSolar 800

Counter-rotating disc brushes ensure:

- Excellent cleaning performance and area coverage
- Optimal handling with balancing of transverse forces
- Pre-rinsing of adjacent panels

2 Comfortable in every position

Stable articulated joint offers:

- Convenient and flexible working positions
- Robust brass design for maximum durability

3 iSolar 400

Entry-level model for smaller areas:

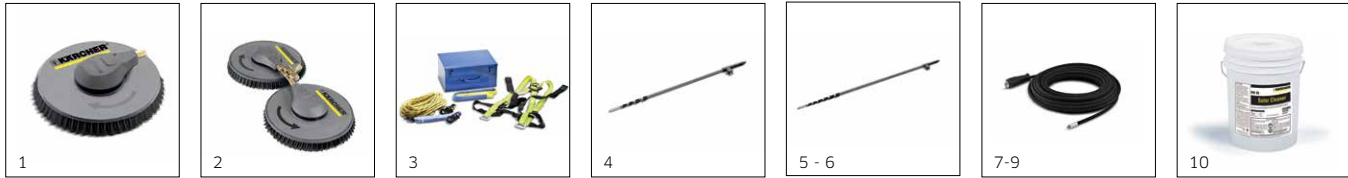
- Particularly suitable for elevated systems
- Pre-rinsing of adjacent panels

4 Safety first

For safe rooftop work:

- Safety harness with quick-release fasteners
- Guided fall arrestor with integrated shock absorber and lengthy guide rope

ISOLAR 400/800 SOLAR PANEL CLEANER



		Order no.	Length	Flow rate	Max. feed temperature	Description	List Price
iSolar panel cleaner							
iSolar 400	1	6.368-093.0		4.4-5.7 GPM	104°F	The water-driven iSolar 400 disc brush features a working width of 400 mm and is especially suitable for cleaning small to medium-sized photo-voltaic systems. Thanks to the low weight and easy handling, even elevated systems can be conveniently cleaned.	\$856.00
		6.368-092.0		4.4-5.7 GPM			\$791.80
iSolar 800	2	6.368-095.0		4.4-5.7 GPM	104°F	The water-driven iSolar 800 brush head with 800 mm working width works with two contra-rotating disc brushes and is used for cleaning photo-voltaic systems. The contra-rotating brushes balance out all transversal forces, guaranteeing optimal handling. The flexible angle joint on the brush head's connector also makes cleaning easier. It ensures that the bristles always lie flat, allowing uniform cleaning results. The brush head features especially high area performance – ideal for cleaning large systems, for example on barn roofs.	\$2,193.50
		6.368-094.0		3.4-4 GPM	104°F		\$2,177.45
Safety kit	3	6.988-152.0				Certified, standard-compliant safety system for safe working on roofs. The fall protection includes a traveling fall arrestor with shock absorber and 49.2 ft kernmantle rope, safety harness, an anchoring loop for fixing the safety machine, as well as a practical metal box for storage and transport.	\$793.94
iSolar TL 7 H (without hose, iSolar HP hose 7 required)	4	4.762-610.0	5-23 ft.		140°F	Telescopic wand made from carbon/fiberglass mixture for maximum rigidity with minimum weight. With a 23.6 ft maximum reach and practical quick-release couplings for easy extension and retraction.	\$1,155.60
iSolar TL 10 C (without hose, iSolar HP hose 10 required)	5	4.762-612.0	7-33 ft.		140°F	The telescopic wand is made from a carbon-fiberglass mixture (hybrid) and offers maximum rigidity with minimum weight. It has a reach of up to 32.8 ft and is fitted with practical quick-release couplings – for convenient extension and retraction. The speed is regulated via ball tap, guaranteeing easy handling. The carbon-fiberglass mixture is also on the lowest rod element and ensures electrical insulation and thus work safety.	\$2,584.05
iSolar TL 14 C (without hose, iSolar HP hose 14 required)	6	4.762-613.0	7-45 ft.		140°F	The telescopic wand is made from a carbon-fiberglass mixture (hybrid) and offers maximum rigidity with minimum weight. It has a reach of up to 45.9 ft and is fitted with practical quick-release couplings – for convenient extension and retraction. The speed is regulated via ball tap, guaranteeing easy handling. The carbon-fiberglass mixture is also on the lowest rod element and ensures electrical insulation and thus work safety.	\$3,621.95
iSolar HP hose 7	7	6.392-978.0	28 ft.		311°F	The high-quality and flexible high-pressure hose with rubber outer covering is suitable for use in combination with the iSolar TL 7. The outer skin of the hose features especially good sliding properties – ideal for extending and retracting the telescopic wand.	\$124.12
iSolar HP hose 10	8	6.392-977.0	38 ft.		311°F	The high-quality and flexible high-pressure hose with rubber outer covering is suitable for use in combination with the iSolar TL 10. The outer skin of the hose features especially good sliding properties – ideal for extending and retracting the telescopic wand.	\$138.03
iSolar HP hose 14	9	6.392-976.0	49 ft.		311°F	The high-quality and flexible high-pressure hose with rubber outer covering is suitable for use in combination with the iSolar TL 14. The outer skin of the hose features especially good sliding properties – ideal for extending and retracting the telescopic wand.	\$151.94
RM 99 solar cleaner	10	8.698-094.0				RM 99 Solar Cleaner is specific for cleaning solar and photovoltaic systems, and it's perfectly adapted to their unique surfaces. Its highly efficient, gentle on materials, biodegradable and removes even stubborn and greasy stains. It prevents the formation of limescale and maximizes the effectiveness of the system at minimum cost.	\$163.71

WARNING: Gas engine pressure washers can expose you to chemicals including Lead and Diisobutyl Phthalate, which are known to the State of California to cause cancer, birth defects or other reproductive harm. For more information go to www.P65Warnings.ca.gov. Effective January 1, 2025. Prices, specifications and product descriptions subject to change without notice.

PORTABLE COMMERCIAL HOT WATER PRESSURE WASHER



Downdraft Domination

The LFT Cage hot water pressure washer is a powerful cleaning solution, delivering 4.0 GPM at 4000 PSI. Its downdraft burner system ensures efficient heating. But what sets it apart is its user-friendly design. With a patented low center of mass frame for superior maneuverability, a quick-release control panel for easy maintenance, this machine is a breeze to operate. It includes a 50' high-pressure hose, 48" spray lance, quick-connect adapters, and flat-free tires. It also comes with an hour meter, adjustable thermostat, downstream chemical injection, and four quick connect nozzles. Optional hose reel kits are available for an extended reach. Built for durability and performance, the LFT Cage is the solution for demanding cleaning tasks.

Features

- Downdraft air forced diesel burner system, lower emissions & more efficient heating
- Patented rugged and modern design powder coated steel frame
- A durable stainless steel coil skin for long-lasting performance and reliability
- Isolated engine and pump from the frame to reduce vibration
- Flat-free tires for enhanced maneuverability
- 9-gallon diesel tank for longer operation time
- Easy-access to components to simplify maintenance



TECHNICAL DATA

Model	Part No.	GPM	PSI	Drive	HP	Engine	Start*	Pump	Burner	BTU / Hr	Ship Weight (lbs)	Ship Dimensions (L x W x H) Inches	List Price
LFT CAGE 4.0/40 Ge	1.110-136.0	4	4000	Direct	12	Kärcher	Electric	Crankcase	12V DC	274,300	487	45" X 36" X 49"	\$7,950.00

*Electric Start, battery not included

ACCESSORIES

Order No.	Description	List Price
<input type="checkbox"/> 8.750-482.0	Hose Reel Pivot 200' (only hose reel)	\$595.99
<input type="checkbox"/> 8.750-485.0	Hose Reel Pivot 100' (only hose reel)	\$533.93
<input type="checkbox"/> 9.808-449.0	Hose Reel Mount Kit (top bracket, jumper hose & adaptors)	\$89.00
<input type="checkbox"/> 8.919-430.0	Hose Reel Universal Mount Bracket	\$118.77
<input type="checkbox"/> 8.925-229.0	Hose 3/8" x 100' ID, 4500 PSI, 2-Wire, Smooth Cover Black	\$294.25
<input type="checkbox"/> 8.925-232.0	Hose 3/8" x 150' ID, 4500 PSI, 2-Wire, Smooth Cover Black	\$461.17
<input type="checkbox"/> 8.925-369.0	Hose 3/8" x 200' ID, 4500 PSI, 2-Wire, Smooth Cover Black	\$608.83
<input type="checkbox"/> 9.800-509.0	Water Inlet Filter 1/2"	\$45.00
<input type="checkbox"/> 2.113-092.0	EcoBooster 1/4" Quick Connect 040 (nozzle)	\$75.00

■ Included □ Optional

**EcoBooster
Introductory
Price \$45.00**

WARNING: Gas engine pressure washers can expose you to chemicals including Lead and Diisononyl Phthalate, which are known to the State of California to cause cancer, birth defects or other reproductive harm. For more information go to www.P65Warnings.ca.gov. Effective January 1, 2025. Prices, specifications and product descriptions subject to change without notice.

COMPACT COMMERCIAL PRESSURE WASHER SKID



Single axle trailer with two 100' hose reels, tool storage and 200-gallon water tank

Trailer or truck-mounted, ideal for cleaning on the go.

The LFT Skid brings hot water cleaning to remote locations. An affordable gas powered, diesel heated skid featuring a industrial-grade, high-pressure pump, hour meter, thermostatic burner control and a stainless-steel top-wrap. Certified to UL and CSA safety standards. Includes a standard accessory kit to get right out and clean.

Features

- Belt drive tri-plex pump with 7-year warranty
- Thermostatic burner control
- 10 gallon gas & diesel tanks
- Stainless-steel coil wrap
- Hour meter and simple control panel
- Standard accessory kit: 50' R2 hose, gun, wand, and nozzle
- Trailer congifuration with hose reels and 200-gallon water tank

Models come unbranded.



TECHNICAL DATA

Model	Part No.	GPM	PSI	Drive	HP	Engine	Pump	Burner	BTU / Hr	Ship Weight (lbs)	Ship Dimensions (L x W x H) Inches	List Price
LFT Skid 5.0/35*	1.110-103.0	5.0	3500	Belt	18	Vanguard	T-Series	12V	410,710	676	43 x 46 x 57	\$11,235.00
LFT Skid 5.0/40*	1.110-101.0	5.0	4000	Belt	25	Kärcher V-twin	T-Series	12V	410,710	688	43 x 46 x 57	\$10,646.50
LFT Skid 8.0/30*	1.110-102.0	8.0	3000	Belt	25	Kärcher V-twin	X-Series	12V	400,000	690	43 x 46 x 57	\$12,358.50
LFT 3500E 5.0/35 Trailer*	1.103-855.0	5.0	3500	Belt	21	Honda GX630	T-Series	12V	410,710	1,072	144 x 72 x 64	\$25,669.30

*Electric Start, battery not included

ACCESSORIES

Order No.	Description	List Price
■ 8.710-384.0	ST-1500 Trigger Gun, 5000 PSI at 10.4 GPM	\$63.13
■ 8.759-393.0	44" Lance with Handle	\$22.47
■ 8.710-717.0	Vented Grip Lance	\$18.51
■ 8.925-132.0	Hose 3/8" X 50' 2W 6000PSI SW/SO/CPL (for 5 GPM units)	\$161.57
■ 8.925-134.0	Hose 1/2" X 50' 2W 6000PSI SW/SO/CPL (for 8 GPM units)	\$192.60

■ Included □ Optional

WARNING: Gas engine pressure washers can expose you to chemicals including Lead and Diisononyl Phthalate, which are known to the State of California to cause cancer, birth defects or other reproductive harm. For more information go to www.P65Warnings.ca.gov. Effective January 1, 2025. Prices, specifications and product descriptions subject to change without notice.

HD GAS MINI SKIDS



Trailer mount for cleaning-on-the-go.

These skid mount pressure washers include a high pressure pump with unloader and gas engine mounted on stainless steel base. 12-volt battery and fuel tank included as noted below. Pressure ranges to accommodate high-volume needs.

Note: Trigger gun, wand and hose not included.

Features

- Up to 10 GPM / Up to 4,000 PSI
- Belt-drive or direct-drive pump
- 4-year warranty on engine

Models come unbranded.




TECHNICAL DATA

Model	Part No.	GPM	PSI	Drive	HP	CC	Start	Engine	Ship Weight (lbs)	Ship Dimensions (L x W x H) Inches	List Price
HD 4.0/40 G ♦	1.107-475.0	4.0	4000	Direct	14	400	Recoil	Vanguard	140	29.7 x 17.8 x 22.7	\$2,059.75
HD 5.0/30 G ♦	1.107-476.0	5.0	3000	Direct	14	400	Recoil	Vanguard	140	29.7 x 17.8 x 22.7	\$2,059.75
HD 4.0/40 GB ♦	1.107-477.0	4.0	4000	Belt	14	400	Recoil	Vanguard	160	29.7 x 17.8 x 22.7	\$2,402.15
HD 5.0/30 GB ♦	1.107-478.0	5.0	3000	Belt	14	400	Recoil	Vanguard	160	29.7 x 17.8 x 22.7	\$2,402.15
HD 8.0/35 GeB ♦	1.107-413.0	8.0	3500	Belt	22	688	Electric	Honda GX690	335	35.1 x 25.1 x 24.1	\$7,811.00
HD 8.0/35 GeB ♦	1.107-460.0	8.0	3500	Belt	25	764	Electric	Kärcher	345	35.1 x 25.1 x 24.1	\$6,735.65
HD 10/30 GeB ♦	1.107-449.0	10.0	3000	Belt	25	764	Electric	Kärcher	345	35.1 x 25.1 x 24.1	\$6,735.65

♦ Battery not included ♦ Fuel tank not included *Low stock

WARNING: Gas engine pressure washers can expose you to chemicals including Lead and Diisononyl Phthalate, which are known to the State of California to cause cancer, birth defects or other reproductive harm. For more information go to www.P65Warnings.ca.gov. Effective January 1, 2025. Prices, specifications and product descriptions subject to change without notice.



KÄRCHER SPECIALS

KÄRCHER PRESSURE WASHER SPECIAL BUILDS

2025 Special Order Price List.

Kärcher Professional supplements its standard line of hot- and cold-water pressure washers with an extensive offering of special models configured to meet a customer's unique needs. All specials fall under two categories:

PRICE LIST SPECIALS | No Quotation Required

Most special applications can be satisfied by choosing from one of the Special models shown in this price list. All items may be ordered through any customer service representative and do not require a specials quote. Note that lead times for these items are listed in this price list and are subject to change with extended lead times. These models allow you to add specially configured options to current standard Kärcher models. Pricing for these units is determined simply by taking the regular equipment price and adding the cost of the option. Some of the items in this price list are former standard models that were made "obsolete" due to lack of demand. The list price for these models may reflect the added costs associated with building a non-standard unit.

SPECIAL ORDERS | Quotation Required

Machine modifications that do not appear in this price list may also be requested. These Special Order machines fall into the category of true hybrid equipment. They are designed and built to meet exactly a customer's unique specifications.

Hybrid specials must go through a complete quote process. The quote will include administrative as well as labor and material costs, such as component costs, engineering time and materials, assembly labor and order processing costs.

Please note that the mission of the Kärcher Professional Special Order department is to generate timely quotes and manufacture the highest quality in customized equipment.

PLEASE AVOID

- Changes to match bid specs on a competitor unit. *Invariably the cost of going through specials will negate the ability to compete on a bid against a competitor's standard model.*
- Remove features or components to lower your cost on the unit.
- Design wholly new equipment that is not currently in the Kärcher line, unless the quantity is sufficient to recover Kärcher's engineering costs.



HOW TO
REQUEST A
QUOTE.



INFONET

Go to InfoNet or scan the QR code with your mobile device.

Log in and navigate to Sales / Special Request Form.

Complete the form, providing as much detail as possible. We will respond to your request within one business day with a quote. In cases where the quote requires factors outside of our control, we will advise you of the exception and provide an ETA.



HDS Gas / Diesel Horizontal Skid

TECHNICAL DATA

Model	Part No.	Description	List Price
HDS 4.0/40 Pe Cage	HDS4040PE	4.0 @ 4000 479CC Vanguard w/Gen	\$17,087.90
HDS 4.5/50 Pe Cage	HDS4550PE	4.5 @ 5000 Honda GX690 Gas w/Gen	\$21,862.24
HDS 5.0/50 De Cage	HDS5050DE	5.0 @ 5000 Kubota D1105-E3B Diesel w/Gen	\$37,161.10



HDS Electric / Diesel Horizontal Skid

TECHNICAL DATA

Model	Part No.	Description	List Price
HDS 4.8/30 Ea Cage	HDS4830EA	4.8 @ 3000 10HP 230V / 1ph (45 amps)	\$17,483.80
HDS 4.8/30 Eb Cage	HDS4830EB	4.8 @ 3000 10HP 230V / 3ph (30 amps)	\$14,466.40
HDS 4.8/30 Ec Cage	HDS4830EC	4.8 @ 3000 10HP 460V / 3ph (16 amps)	\$14,466.40
HDS 4.8/30 Eg Cage	HDS4830EG	4.8 @ 3000 10HP 208V / 1ph	\$17,799.45
HDS 4.8/30 Eh Cage	HDS4830EH	4.8 @ 3000 10HP 208V / 3ph	\$14,974.65
HDS 4.8/30 Ef Cage	HDS4830EF	4.8 @ 3000 10HP 575V / 3ph	\$14,974.65



HDS All Electric

TECHNICAL DATA

Model - Options*	Description	List Price
Upgrade	Heater Cabinet upgrade, non-brushed stainless steel	\$2,300.50
K102	Float tank wth inlet chemical	\$941.60
K104	Remote switch	\$502.90
Heater	Heater only, 460V / 3 ph	\$10,908.65
Heater	Heater only, 575V / 3 ph	\$11,235.00

*Options are not sold separately and must be purchased when order is placed.



HD Electric Cabinet with KT Pump

TECHNICAL DATA

Model - Options*	Description	List Price
K102	Float tank wth inlet chemical	\$674.10
K104	Remote switch (time delay option only)	\$502.90

*Options are not sold separately and must be purchased when order is placed.



HD Gas Roll Cage

TECHNICAL DATA

Model	Part No.	Description	List Price
HD 8.0/30 Pb Cage	HD8030	7.8 @ 3000 Electric Start	\$13,268.00
HD 10/20 Pb Cage	HD1020	10 @ 2000 Electric Start	\$13,268.00

*Not available in California



HD Electric Roll Cage

TECHNICAL DATA

Model	Part No.	Description	List Price
HD 5.0/30 Ea Cage	HD5030A	5 @ 3000 10HP 230V / 1ph	\$12,358.50
HD 5.0/50 Eh Cage	HD5050H	5 @ 5000 20HP 208V / 3ph	\$14,819.50
HD 5.0/50 Ef Cage	HD5050F	5 @ 5000 20 HP 575V / 3ph	\$14,172.15
HD 8.0/30 Eb Cage	HD8030B	7.8 @ 3000 20HP 230V / 3ph	\$13,899.30
HD 8.0/30 Ec Cage	HD8030C	7.8 @ 3000 20HP 460V / 3ph	\$13,899.30
HD 10/20 Eb Cage	HD1020B	10 @ 2000 20HP 230V / 3ph	\$13,899.30
HD 10/20 Ec Cage	HD1020C	10 @ 2000 20HP 460V / 3ph	\$13,899.30

Model - Options*	Description	List Price
K106	Auto Start / Stop with Time Delay back-up, 6-8 GPM models	\$1,326.80
K108	Time Delay Shutdown, all models	\$1,326.80

*Options are not sold separately and must be purchased when order is placed.


HD Electric Stationary

TECHNICAL DATA

Model	Part No.	Description	List Price
HD 6.0/30 Eb ST	HD6030BST	6 @ 3000 15 HP 230V / 3ph	\$11,823.50
HD 6.0/30 Ec ST	HD6030CST	6 @ 3000 15HP 460V / 3ph	\$11,823.50
HD 8.0/30 Eb ST	HD8030BST	8 @ 3000 20HP 230V / 3ph	\$12,914.90
HD 8.0/30 Ec ST	HD8030CST	8 @ 3000 20HP 460V / 3ph	\$12,914.90
HD 10/20 Eb ST	HD1020BST	10 @ 2000 20HP 230V / 3ph	\$12,519.00
HD 10/20 Ec ST	HD1020CST	10 @ 2000 20HP 460V / 3ph	\$12,519.00

Model - Options*	Description	List Price
K106	Auto Start / Stop with Time Delay back-up, 6-8 GPM models	\$1,326.80
K107	Auto Start / Stop with Time Delay back-up, 10 GPM models	\$1,326.80
K108	Time Delay Shutdown, all models	\$1,326.80
K105	Time Delay Shutdown, 5-5000 models	\$1,326.80

*Options are not sold separately and must be purchased when order is placed.





Kärcher's detergents are highly concentrated and formulated for a broad range of uses on many surfaces. They are engineered specifically to be metered through hot- or cold-water pressure washers with a high dilution ratio, making the cost-in-use very economical.

1 Faster Results

Tested in the lab and in the field, to achieve results that are 3x faster than the original formula. With fast acting and efficient formulas, you'll use less product - saving you both time and money.

2 More Effective

Utilizing cutting-edge technology and enhanced raw materials, Kärcher detergents deliver superior cleaning results in even the toughest environments. Designed with a higher tolerance for hard water—less detergent is needed to break down the dissolved calcium and magnesium salts, leading to a marked reduction in insoluble mineral deposits commonly associated with hard water.

3 Environmentally Friendly

With an eye on preserving our natural resources, we are proud to offer a complete lineup of environmentally friendly detergents, many of which are phosphate-free. Rigorous testing has proven these new formulas to be effective while providing a sustainable solution for reducing the negative impacts often associated with runoff and providing you with peace of mind.



THE 8 GREATS



1

HEAVY DUTY DEGREASER

An industrial strength degreaser for cleaning heavy oils and greases, carbon, lubricants and hydraulic fluids found in industrial and manufacturing spaces. It is formulated to pass through a pressure washer without damaging the high-pressure pump or heating coil.

2

GENERAL PURPOSE CLEANER

A blend of ingredients formulated to provide a low-foaming detergent for safe removal of dirt and grime off a broad range of surfaces. It is formulated to pass through a pressure washer without damaging the high-pressure pump.

3

VEHICLE WASH AND WAX DETERGENT

Save time and money when you clean and protect in one step. Good for autos and trucks and safe on any finish. Superior performance in hard water leaving a shine with a spot free rinse.

4

FLEET WASH DETERGENT

A mild detergent designed for exterior cleaning of trucks, busses, equipment and implements. This special emulsifying formula contains high-powered cleaning agents that are effective on grease, road film and smoke trails.

5

SALT AND ICE MELT REMOVER

A combination detergent that removes heavy soil as well as damaging road salt residue. Its unique chelating action breaks down the crystalline structure of ice melt salt and prevents it from crystallizing back on the surface so it can be rinsed away with the dirt.

6

FLEET ALUMINUM BRIGHTENER

An extra-strength, acid-based, aluminum cleaner and brightener designed for non-polished aluminum tanks and trailers, aluminum wheels and for preparing aluminum for painting. This formula is non foaming.

7

HOOD AND DUCT DEGREASER



Specifically designed to remove the dangerous build-up of grease in exhaust hoods of food cooking establishments. Through a hot water pressure washer, fast effective removal restores hood and ducts to a clean, safe result. Even carbonized grease.



8

SHOP FLOOR CLEANER


A no-rinse formula designed for heavy-duty machine shop cleaning that will leave a streak-free finish. Lifts and removes petroleum-based grease and oily soils from finished and unfinished concrete, including painted and epoxy-coated floors.




DETERGENTS

		Order no.	List Price	Size	pH	Color	Scent	Dilution	Foam	Hardness 1-5	Phosphate Free	Kosher Approved / Certified	Description
General Purpose Cleaners: Formulated for general purpose cleaning. Designed for daily cleaning of facility surfaces, tools and floors.													
General Purpose Cleaner 	1	9.803-789.0	\$89.50	5 gal	10.2	purple	slight	1:128	low	5	■	■	General Purpose Cleaner is a blend of ingredients formulated to provide a low-foaming detergent for safe removal of dirt and grime off a broad range of surfaces. It is formulated to pass through a pressure washer without damaging the high-pressure pump. This formula is ideal for power washing around a home or shop, including exterior walls, decks, driveways, and roofs. It is also effective in cleaning machinery, equipment, cars, RVs, and trucks. It is safe for cleaning indoors or outdoors.
	2	9.803-791.0	\$779.00	55 gal									
Building Interior/ Exterior Cleaner	3	8.698-135.0	\$92.50	5 gal	10.2	purple	slight	1:130	low	5	■	■	Building Interior/Exterior Cleaner is safe to use on aluminum, stainless steel, glass, plastic, paint, stone and masonry surfaces. Building Interior/Exterior Cleaner is ideal for power washing around a home or shop, including exterior walls, decks, driveways, and roof. This formula is phosphate-free and outperforms most competitive phosphate products.
	4	8.698-136.0	\$740.00	55 gal									
Concrete Cleaner	5	9.803-744.0	\$159.00	5 gal	12.3	yellow	citrus	1:150	high	5	■	■	Concrete Cleaner is formulated to clean stone and concrete surfaces. It is effective in removing oil, grease, baked-on carbon, tar and asphalt from unfinished concrete floors, walls and grout. Concrete Cleaner is engineered to pass through a pressure washer without damaging the high-pressure pump. It is safe to use on aluminum, stainless steel, glass, plastic and painted surfaces. This formula is phosphate-free and outperforms most competitive phosphate products.
	6	9.803-784.0	\$1,560.00	55 gal									
RM 99 Solar Cleaner	7	8.698-094.0	\$155.00	5 gal	8.8	none	none	1:800	low	4	■	■	RM 99 Solar Cleaner is specific for cleaning solar and photovoltaic systems, and it's perfectly adapted to their unique surfaces. Its highly efficient, gentle on materials, and removes even stubborn and greasy stains. It prevents limescale formation and maximizes the effectiveness of the system at minimum cost.
Transportation: Products designed specifically for soil conditions found on cars, vans and specifically vehicles with fine paint finishes. Effective and safe, phosphate free.													
Auto Wash	8	8.698-143.0	\$89.00	5 gal	10.2	purple	slight	1:128	low	5	■	■	Auto Wash is a blend of ingredients formulated to provide a low-foaming detergent for safe removal of dirt and grime found on most vehicles. It is formulated to reduce water spots caused by hard water leaving a higher shine than most products. Auto Wash can pass through a pressure washer without damaging the high-pressure pump and is safe to use on aluminum, stainless steel, glass, plastic, paint and fine automotive finishes.
	9	8.698-144.0	\$739.00	55 gal									
Vehicle Wash and Wax Detergent 	10	9.803-726.0	\$105.00	5 gal	12.9	blue-green	floral	1:150	high	5	■	■	Vehicle Wash and Wax Detergent saves you time and money when you clean and protect in one step. Good for autos and trucks and safe on any finish. Superior performance in hard water leaving a shine with a spot free rinse.
	11	9.803-758.0	\$940.00	55 gal									




		Order no.	List Price	Size	pH	Color	Scent	Dilution	Foam	Hardness 1-5	Phosphate Free	Kosher Approved / Certified	Description
Vehicle Wax	12	8.698-147.0	\$233.00	5 gal	5.3	straw	musk	1:2000	non-foaming	1	■	■	Vehicle Wax. Added at the final rinse, Vehicle Wax is a long-lasting liquid wax that creates a durable finish that improves a vehicle's appearance and helps keeps dirt from adhering to the surface. It gives added protection against salt, air pollution and acid rain and can be used safely on virtually every surface, including aluminum, stainless steel, glass, plastic, paint and fine automotive paint finishes.
Vehicle Pre-Soak	13	8.698-221.0	\$155.00	5 gal	12.8	blue	citrus	1:60	high	4	■	■	Vehicle Pre-Soak is used to remove stubborn soils like bugs, tar, oil and grease deposits on vehicles. It's applied before washing in order to penetrate and breakup soils and washed away when the rest of the vehicle washing is done. The more time you allow to soak, the less scrubbing is required. Vehicle Pre-Soak is safe to use on fine auto finishes and strong enough to work on transportation fleet vehicles.
	14	8.698-222.0	\$1,495.00	55 gal									
Vehicle Tire and Rim Cleaner	15	8.698-225.0	\$131.00	12 x 1 qt	12.9	clear	No added fragrance	RTU	high	3	■	■	Vehicle Tire and Rim Cleaner is a fast and easy way to deep clean the black rubber, road film and brake dust soils from your tires and rims. Simply spray, wait and rinse. This product should be used to clean tire and wheels before adding tire dressing. Make tire dressings look better and last longer. Safe to use on all tires. Safe for steel and aluminum wheels, including coated wheels.
Fleet Wash Detergent 	16	9.803-724.0	\$98.00	5 gal	12.9	green	fresh	1:150	high	5	■	■	Fleet Wash Detergent is a mild detergent designed for exterior cleaning of trucks, busses, equipment and implements. This special emulsifying formula contains high-powered cleaning agents that are effective on grease, road film and smoke trails. It is excellent as a pre-spray for cleaning engines, whitewall tires and vinyl and metal tops. Fleet Wash Detergent is phosphate-free and outperforms most competitive phosphate products. It is safe to use through a pressure washer. Fleet Wash Detergent can be used on polished aluminum, stainless steel, glass, plastic, and painted surfaces.
	17	9.803-754.0	\$875.00	55 gal									
Salt and Ice Melt Remover 	18	8.698-141.0	\$196.00	5 gal	13.4	dark red	No added fragrance	1:100	high	5	■	■	Salt and Ice Melt Remover is a combination detergent that removes heavy soil as well as all types of damaging road salt residue. Salt and Ice Melt Remover's unique chelating action breaks down the crystalline structure of ice melt salt and prevents it from crystallizing back on the surface so it can be easily rinsed away with the rest of the dirt. Effective on fine automotive finishes as well as construction equipment, trucks and fleet vehicles.
	19	8.698-142.0	\$1,835.00	55 gal									


DETERGENTS

		Order no.	List Price	Size	pH	Color	Scent	Dilution	Foam	Hardness 1-5	Phosphate Free	Kosher Approved / Certified	Description
Quick Release Detergent	20	9.803-720.0	\$109.00	5 gal	12.8	none	No added fragrance	1:100	low	4	■	■	Quick Release Detergent is concentrated heavy duty vehicle wash formulated to quickly and effectively remove dirt, grime, grease and road film from vehicles. It is ideal for vehicle wash facilities where it can be used on tractor-trailers, heavy equipment, RVs, trucks, and autos. Quick Release Detergent is formulated to pass through a pressure washer without damaging the high-pressure pump and has an oil-water quick-release surfactant making it ideally suited for use with water treatment systems.
	21	9.803-750.0	\$637.00	55 gal									
Degreasers: Degreasers are designed to be used on medium to heavy soils that require more aggressive formulation for built up greases and oils.													
Heavy Duty Degreaser 	22	8.698-154.0	\$138.00	5 gal	13.3	red / orange	No added fragrance	1:128	medium	5	■	■	Heavy Duty Degreaser is an industrial strength degreaser for cleaning heavy oils and greases, carbon, lubricants and hydraulic fluids found in industrial and manufacturing environments. Heavy Duty Degreaser is formulated to pass through a pressure washer without damaging the high-pressure pump or heating coil. It is also safe to use on aluminum, stainless steel, glass, plastic and concrete. Heavy Duty Degrease is phosphate-free and outperforms competitive phosphate formula products.
	23	8.698-155.0	\$1,205.00	55 gal									
Industrial Grease and Carbon Remover	24	9.803-732.0	\$110.00	5 gal	13.7	blue	No added fragrance	1:100	high	5	■	■	Industrial Grease and Carbon Remover is heavy-duty degreaser that quickly penetrates and cleans grime, spent oil and grease in a variety of applications, including vehicles, equipment, RVs, drilling rigs, trucks and other structures. This highly-concentrated blend is formulated to wet, penetrate and suspend soil, oils and grease and yet is safe to use indoors or outdoors on virtually every surface, including aluminum, stainless steel, glass, plastic, and painted surfaces.
	25	9.803-772.0	\$969.00	55 gal									
Industrial Oil and Grease Remover	26	8.698-156.0	\$165.00	5 gal	12.3	yellow	citrus	1:150	high	5	■	■	Industrial Oil and Grease remover is designed to work on petroleum based oils and greases typically found in factories like cutting oils, lubricants and metal coatings. This product is designed to quickly break up the oils and suspend them in order to rinse easy and prevent them from re-depositing. The result is an oil/grease free surface. Industrial Oil and Grease Remover is engineered to pass through a pressure washer without damaging the high-pressure pump. It is safe to use on aluminum, stainless steel, concrete, glass, plastic and painted surfaces.
	27	8.698-157.0	\$1,545.00	55 gal									
Heavy Equipment Detergent	28	8.698-150.0	\$114.00	5 gal	12.9	green	fresh	1:150	high	5	■	■	Heavy Equipment Detergent is an effective, safe detergent that can be used on any surface. It is excellent as a pre-spray for softening and breaking up dried on or baked on soils like mud, bugs, greasy film, diesel fuel, lubricants. Excellent foaming capability. It is safe to use through a pressure washer and can be used on polished aluminum, stainless steel, glass, plastic, paint. Heavy Equipment Detergent is phosphate-free and outperforms most competitive phosphate products.
	29	8.698-151.0	\$1,045.00	55 gal									

		Order no.	List Price	Size	pH	Color	Scent	Dilution	Foam	Hardness 1-5	Phosphate Free	Kosher Approved / Certified	Description
Fleet Degreaser	30	9.803-734.0	\$138.00	5 gal	13.5	red / orange	No added fragrance	1:128	medium	5	■	■	Fleet Degreaser is a highly concentrated degreaser designed for petroleum based soils like heavy deposits of oil, grease and dirt as well as axle or fifth-wheel grease, hydraulic oils and diesel smoke stains. Fleet Degreaser is formulated to pass through a pressure washer without damaging the high-pressure pump and is, therefore, safe to use through a pressure washer. It is also safe to use on aluminum, stainless steel, glass, plastic, painted surfaces. Fleet Degreaser is phosphate-free and outperforms competitive phosphate formula products.
	31	9.803-739.0	\$1,205.00	55 gal									
Fleet Wash Solvent Detergent	32	9.803-740.0	\$276.00	5 gal	9.5	light yellow	citrus	1:50	medium	1	■	■	Fleet Wash Solvent Detergent adds the cleaning properties of solvents to boost cleaning capability in order to remove heavy, petroleum-based soils. Citrus-based solvent helps break down these tough soils for fast, efficient removal, saving time and energy. It has the ability to penetrate and break down baked-on hydrocarbon-based soils, like exhaust trails and carbonized grease, yet is safe on most surfaces.
	33	9.803-741.0	\$2,760.00	55 gal									
Degreasers - High Alkalinity / Caustic													
Heavy Duty Brown Degreaser	34	8.698-148.0	\$86.00	5 gal	13.3	dark brown	No added fragrance	1:50	high	5	■	■	Heavy Duty Brown Detergent is for cleaning machinery and equipment to remove heavy daily debris of oil, light grease, sand, mud and road film. This detergent is safe to use on most heavy equipment however, due to its strength to handle heavy soils, it should not be used on aluminum, magnesium or fine paint finishes.
	35	8.698-149.0	\$714.00	55 gal									
Fleet Machine and Heavy Equipment Degreaser	36	8.916-134.0	\$86.00	5 gal	13.3	brown	No added fragrance	1:50	high	5	■	■	Fleet Machine and Heavy Equipment Degreaser is an extra-strong cleaner that is ideal for cleaning heavy equipment, over-the road vehicles and off road machinery. It is especially effective cleaning exhaust stains, road grime and heavy deposits of dirt and oil. Fleet Machine and Heavy Equipment Degreaser is phosphate-free and outperforms competitive phosphate products. This powerful formula is not recommended for use on fine auto finishes, aluminum, magnesium and galvanized metal.
	37	8.916-140.0	\$714.00	55 gal									
Degreasers - High Alkalinity / Caustic - Food Processing and Service													
Hood and Duct Degreaser	38	8.698-199.0	\$125.00	5 gal	13.7	straw	No added fragrance	1:30	medium	4	■	■	Hood and Duct cleaner is specifically designed to remove the dangerous build-up of grease in exhaust hoods of food cooking establishments. Through a hot water pressure washer, fast effective removal restores hood and ducts to a clean, safe result. Even carbonized grease. This cleaner can be used to pressure wash food service grills, fryers, broilers and ovens. Routine cleaning is required in most cities and states and by the insurance industry. NSF Approved, Nonfood Compounds A2
	39	8.698-200.0	\$1,165.00	55 gal									
  													



DETERGENTS

		Order no.	List Price	Size	pH	Color	Scent	Dilution	Foam	Hardness 1-5	Phosphate Free	Kosher Approved / Certified	Description
Chlorinated Degreaser 	40	9.803-712.0	\$82.00	5 gal	12.3	none	slight chlorine	1:60	high	4	■	■	Chlorinated Degreaser removes fats, oils and greases typically found in food service and food processing establishments. It's chlorinated formula breaks down stubborn protein soils that contribute to bio-film formation. This formula is safe on stainless steel, aluminum and painted surfaces. NSF Approved, Nonfood Compounds A1
	41	9.803-716.0	\$655.00	55 gal									
Fleet Interior Tank Cleaner 	42	9.803-736.0	\$122.00	5 gal	13.7	straw	No added fragrance	1:30	medium	4	■	■	Fleet Interior Tank Cleaner is a highly concentrated and effective cleaner for the interior of tanks and vessels. Interior tank cleaning may or may not be accessible for manual brushing/scraping. This powerful formula can cut through many layers of soil with high pressure washing and soaking, eliminating the need to enter the tank. It is extremely effective in removing the most difficult-to-clean oil, grease and hydrocarbon-based deposits. It cuts grease, grime, oil, burnt carbon. Do not use on aluminum, magnesium, galvanized metal or fine painted surfaces. It is safe to use through a pressure washer and does not damage the high-pressure pump. This formula is phosphate-free and outperforms most competitive phosphate products. NSF Approved, Nonfood Compounds A2
	43	9.803-779.0	\$1,115.00	55 gal									
Acidic Cleaners													
Fleet Aluminum Brightener 	44	9.803-746.0	\$123.00	5 gal	<1	colorless to light straw	sharp	1:5 1:20	low	5	■	■	Fleet Aluminum Brightener is an extra-strength, acid-based, aluminum cleaner and brightener designed for non-polished aluminum tanks and trailers, aluminum wheels and for preparing aluminum for painting. Do NOT use on glass, polished aluminum or anodized aluminum. Fleet Aluminum Brightener is effective in removing grease, oils, baked-on carbon and diesel smoke. This formula is non foaming.
	45	9.803-747.0	\$835.00	55 gal									
Fleet Trailer Cleaner	46	9.803-748.0	\$129.00	5 gal	1.1	straw	citrus	RTU	medium	4	■	■	Fleet Trailer Cleaner is a concentrated, non-etching, acid-based detergent formulated to quickly penetrate and remove grease, grime, dirt, road film and welding smut from polished aluminum and stainless steel surfaces. It shines aluminum and stainless by removing the oxidation that makes those surfaces dull looking.
	47	9.803-749.0	\$971.00	55 gal									
Concrete Remover	48	8.698-139.0	\$235.00	5 gal	2.2	yellow	sharp	1:1	low	4	■	■	Concrete Remover effectively removes concrete splatters and deposits from construction vehicles, equipment, tools and commercial surfaces. Not intended for use on fine automotive finishes. Always pre-test undiluted product in an inconspicuous area, to determine safety and suitability for the intended use.
	49	8.698-140.0	\$2,050.00	55 gal									

		Order no.	List Price	Size	pH	Color	Scent	Dilution	Foam	Hardness 1-5	Phosphate Free	Kosher Approved / Certified	Description
Metal Paint and Prep Phosphatizer	50	8.698-197.0	\$136.00	5 gal	3.1	none	No added fragrance	1:32	low	5		■	Metal Paint and Prep Phosphatizer is a complete and economical phosphatizing agent for the phosphatizing of iron and steel parts prior to painting. Effective in spray, dip and wipe-on applications. Metal Paint and Prep Phosphatizer works well in hard or soft water and rinses completely.
	51	8.698-198.0	\$1,230.00	55 gal									
Hard Floors: Formulated for general purpose and heavy-duty floor cleaning. For use with floor care equipment (such as scrubbers) only.													
Neutral Floor Cleaner	52	8.698-102.0	\$105.00	4 x 1 gal	7.9	light yellow	No added fragrance	1:128	low	4	■	■	Neutral Floor cleaner is formulated for everyday floor cleaning of resilient tile, hard finished floors, polished stone and polished concrete floors. A no-rinse formula designed to remove soil and leave a streak-free finish. Developed for scrubbers, this non-foaming formula, phosphate-free and contains ingredients that protect from scale and contaminants.
	53	8.698-103.0	\$115.00	5 gal									
	54	8.698-104.0	\$1,085.00	55 gal									
Shop Floor Cleaner 	55	8.698-105.0	\$142.00	5 gal	13.3	light red, clear	No added fragrance	1:128	low	5	■	■	Shop Floor Cleaner is formulated for heavy-duty cleaning of soils typically found in machine shop environments. Lifts and removes petroleum-based grease and oily soils from all types of finished and unfinished concrete, including painted and epoxy-coated floors. No-rinse formula is designed to remove soil and leave a streak-free finish. Developed for scrubbers, this non-foaming formula, phosphate-free and contains ingredients that protect from scale and contaminants.
	56	8.698-106.0	\$1,180.00	55 gal									
Warehouse Floor Cleaner	57	8.698-107.0	\$144.00	5 gal	12.9	blue	No added fragrance	1:128	medium	5	■	■	Warehouse Floor Cleaner is formulated for everyday warehouse concrete floor cleaning. Use on finished or unfinished concrete. Safe for polished concrete floors. No-rinse formula is designed to remove dense concrete dust and leave a streak-free finish. Developed for scrubber machines, this formula is non-foaming, phosphate-free and contains ingredients that protect the machine from scale and contaminants.
	58	8.698-108.0	\$1,190.00	55 gal									
	59	8.698-109.0	\$5,395.00	275 gal									
Ice Breaker Freezer Cleaner	60	8.759-330.0	\$149.00	4 x 1 gal	11.9	clear blue	No added fragrance	Varies by temp	low	5	■	■	A fast-acting, highly efficient cleaner / degreaser, specially formulated for cleaning frozen food and cold storage areas where conventional products would freeze. Penetrates, dissolves and suspends dirt, grime, fats and grease while freezer equipment is still operating. Safe on cleaning concrete, quarry tile, ceramic and metal surfaces.
	61	8.759-329.0	\$159.00	5 gal									
	62	8.759-328.0	\$1,536.00	55 gal									
Tire Mark Remover and Pre-Soak	63	8.759-327.0	\$141.00	1 x 1 qt	12.0-12.8	clear yellow	citrus	RTU	low	5	■	■	Kärcher Tire Mark Remover eliminates stubborn rubber marks quickly and is a ready-to-use, spray and wipe / pre-spray cleaner with synergistic solvent power. This cleaner has been specifically formulated to remove rubber tire marks on floors and other hard surfaces. Kärcher Tire Mark Remover also removes greasy soils and marks on most washable surfaces, including those listed below.
	64	8.759-326.0	\$140.00	4 x 1 gal									
	65	8.759-325.0	\$1,339.00	55 gal									

DETERGENTS

		Order no.	List Price	Size	pH	Color	Scent	Dilution	Foam	Hardness 1-5	Phosphate Free	Kosher Approved / Certified	Description
Soft Floor Cleaners: Formulated for general purpose and heavy-duty soft floor cleaning.													
Red Carpet													
Red Carpet Extraction Cleaner	66	8.695-210.0	\$115.00	4 x 1 gal case	11.5	bright blue	citrus	1:128	low	5	■	■	Professional liquid extraction agent for residential and commercial carpet and upholstery cleaning. Encapsulates soils and flushes prespray clean.
Red Carpet Super Pre-Spray	67	8.695-207.0	\$210.00	4 x 1 gal case	10.2	blue green	citrus	1:16	medium	5		■	Professional pre-spray formulated with a gentle but powerful blend of solvents, surfactants and other specialty materials. Designed to outperform all other fine fabric cleaning products.
Red Carpet Super Conditioning Rinse	68	8.695-209.0	\$130.00	4 x 1 gal case	2.2	green	citrus	1:128	low	5	■	■	Professional multi-purpose acidic extraction rinse. Removes soils and prespray residues that others leave behind, while safe organic acids neutralize alkalinity. Concentrated.
Red Carpet Wool & Natural Fiber Cleaner	69	8.695-211.0	\$115.00	4 x 1 gal case	8.0	slate blue	citrus	1:128	low	5		■	Professional strength Wool & Natural Fiber Cleaner has a neutral pH and is built with gentle cleansers. Safe to use on cotton, wool and synthetic fibers. Concentrated.
Red Carpet Expert All-n-1 Carpet Cleaner	70	8.695-229.0	\$139.00	12 x 1 qt case	8.8	blue	fresh	1:64	low	5		■	Provides everything you need in one convenient formula. Clean carpets, remove spots and deodorized all in one step. Concentrated.
	71	8.695-230.0	\$105.00	4 x 1 gal case									
Red Carpet Liquid Defoamer	72	8.695-213.0	\$160.00	4 x 1 gal case	7.0	white	No added fragrance	1:128	n/a	1		■	A unique blend of foam-reducing agents that instantly decreases foam levels in hoses and waste tanks.
Red Carpet Enzyme Deodorizer	73	8.695-218.0	\$200.00	4 x 1 gal case	8.5	amber	citrus	1:4	low	2		■	Professional level deodorizer that contains a premium blend of enzymes to break down odors and the source of odors associated with feces, urine, vomit, sweat, and pet odors.
Red Carpet Odor Neutralizer	74	8.695-219.0	\$133.00	4 x 1 gal case	7.6	clear	floral	1:128	medium	3	■	■	Professional grade mild acid formula for hard surface cleaning in commercial bathroom settings. Designed for use with Kärcher AP 100/50 M multi-purpose facility cleaning machine.
Red Carpet Pro Spotter	75	8.695-222.0	\$170.00	12 x 1 qt case	7.1	clear	No added fragrance	1:1	medium	5	■	■	Professional ready-to-use all-purpose water-based spotting agent. Can be used on almost all synthetic and natural fiber carpets, area rugs, upholstery, and fine fabrics.
iCapsol™ Encapsulating Chemical													
iCapsol™ OA	76	8.760-134.0	\$125.00	12 x 1 pt case	7.9	opaque white - amber	Floral	1:16	medium	3	■	■	Low moisture carpet cleaner with stain protection and odor encapsulation. Keeps the carpet cleaner longer for easier next time cleaning.
	77	8.760-135.0	\$200.00	4 x 1 gal case	7.9	opaque white - amber	Floral	1:16	medium	3	■	■	
	78	8.760-136.0	\$230.00	5 gal	7.9	opaque white - amber	Floral	1:16	medium	3	■	■	
iCapsol™ - Encapsulating Interim Cleaning Chemical	79	8.695-226.0	\$190.00	4 x 1 gal case	7.2	amber	No added fragrance	1:16	medium	3	■	■	Low moisture carpet cleaner
	80	8.695-469.0	\$133.00	12 x 1 pt case									

		Order no.	List Price	Size	pH	Color	Scent	Dilution	Foam	Hardness 1-5	Phosphate Free	Kosher Approved / Certified	Description
iCapsol™ - Encapsulating Cleaning Chemical with Carpet Protection	81	8.695-227.0	\$202.00	4 x 1 gal case	7.0	amber	No added fragrance	1:16	medium	3	■	■	Low moisture carpet cleaner with stain protection for easier next time cleaning.
	82	8.695-643.0	\$245.00	5 gal									
	83	8.695-470.0	\$140.00	12 x 1 pt case									
Disinfectants and Sanitizers													
Vital Oxide (US Only)  	84	8.639-560.0	\$97.00	6 x 1 qt	8.0	clear	No added fragrance	RTU 1:5 1:9	medium	2	■	■	Vital Oxide is a hospital grade disinfectant sanitizer with 9 key attributes. Disinfection, Sanitizing, Odor Elimination, Carpet Sanitization, Allergen Removal, Kills Mold and Mildew, Parvo, Distemper, Tuberculous, SARS-CoV-2 (the cause of COVID-19). Sanitizer dilution is NSF approved as a no rinse sanitizer for non porous food contact surfaces. (US Only)
	85	8.639-558.0	\$200.00	4 x 1 gal pack									
	86	8.644-292.0	\$245.00	5 gal									
	87	8.642-823.0	\$549.00	15 gal									
	88	8.698-112.0	\$1,869.00	55 gal									
	89	8.759-565.0	\$100.00	12 x 3 oz case									
Vital Oxide, Secondary Label 3" x 3" (US Only)	90	8.644-439.0	\$0.65	Pack of 25				RTU					
Vital Oxide, Secondary Label 3" x 3" (US Only)	91	8.642-868.0	\$0.65	Pack of 25				1:5					
Vital Oxide, Secondary Label 3" x 3" (US Only)	92	8.642-869.0	\$0.65	Pack of 25				1:9					
Hard Surface Cleaners													
Compass™ Clean	93	8.695-241.0	\$130.00	4 x 1 gal case	13.6	orange	No added fragrance	Varies by need	medium	3	■	■	Professional grade alkaline formula for hard surface cleaning. Designed for use with Kärcher AP 100/50 M multi-purpose facility cleaning machine.
Compass™ Shine	94	8.695-242.0	\$160.00	4 x 1 gal case	1.0	dark green	winter green	Varies by need	medium	5		■	Professional grade mild acid formula for hard surface cleaning in commercial bathroom settings. Designed for use with Kärcher AP 100/50 M multi-purpose facility cleaning machine.
Compass™ Rinse	95	8.695-243.0	\$160.00	12 x 1 qt case	3.9	clear	No added fragrance	1:2560	low	5	■	■	Professional grade rinse-aid that ensures spot-free drying. Designed for use with Kärcher AP 100/50 M multi-purpose, facility cleaning machine.
Detergent for Pressure Washer Maintenance													
Coil Descaler	96	9.803-742.0	\$436.00	12 x 2 lb	1.0	white	No added fragrance	1:16	high	5	■	■	Coil descaler quickly and safely removes hard water scale build up that robs the performance of your pressure washer. Removing the build-up improves the water flow, heat transfer while reducing strain on the pump.
Pump and Coil Protectant	97	8.698-058.0	\$136.00	12 x 1 qt	7.3	amber	No added fragrance	RTU	none	5	■	■	Pump and Coil Protectant is a multi-component product made from heat-resistant organic and inorganic salts. Its stabilizing action on the minerals which cause hardness in water, is based on its ability to impede the growth of mineral deposits. This product is proprietary to machines that have a built in dispenser for this product. Keeps your machine running efficiently with optimum performance and reliability.
	98	9.556-111.0	\$102.00	4 x 1 gal									
	99	9.556-011.0	\$92.00	5 gal									
Pump and Coil Protectant Concentrate	100	9.556-010.0	\$235.00	5 gal	7.6	light brown	No added fragrance	5 gal makes 55 gals	none	5	■	■	

DETERGENTS

		Order no.	List Price	Size	Description
Gum Remover Supplies for SG1					
Service Pack for SG1	101	8.639-871.0	\$240.00	1 pack	Contains 2 LPG, 4 Bottles of Solution, 2 Black SS Brushes, 1 Green Brush
Gas Bottles	102	8.638-579.0	\$505.00		
Gum Remover Solution	103	8.638-580.0	\$722.00		
Additional Accessories					
White 5 gallon pail with lid	104	9.846-058.0	\$27.00	5 gal	White 5 gallon pail and lid. UN rated
Blank Secondary Label	105	8.642-712.0	\$3.50	Individual	Secondary write in chemical / detergent label
Label Pack	106	8.759-964.0	\$129.00	50 pack	UN1760 Corrosive Liquids, Sodium Hydroxide,8,II
	107	8.759-965.0	\$129.00	50 pack	UN1760 Corrosive Liquids, Sodium Metasilicate,8,II
	108	8.759-966.0	\$129.00	50 pack	UN1719 Caustic Alkali Liquids, Sodium Hydroxide, Sodium Metasilicate,8,II
2-Gallon Pump Sprayer w/ Wand	109	8.628-441.0	\$126.00	2 gal	Sprayer with wand
Disposable Siphon Pail Pump	110	8.704-694.0	\$13.90	5 gal	Disposable Siphon Pail Pump (5 gallon)
Disposable Siphon Drum Pump	111	8.704-696.0	\$28.50	Individual	Disposable Siphon Drum Pump (15, 30, 55 gallon)
Disposable Heavy Duty Siphon Drum Pump	112	8.704-698.0	\$39.70	Individual	Disposable Heavy Duty Siphon Drum Pump (15, 30, 55 gallon)
Drum / Tank Pump	113	8.704-700.0	\$258.00	Individual	Crank Type - Polypropylene (standard)
	114	8.704-701.0	\$377.00	Individual	Crank Type - Ryton (deluxe)
Replacement Handle	115	8.700-526.0	\$15.80	Individual	Replacement Handle for Crank Type Drum / Tank Pump
Bung wrench and plug	116	8.712-534.0	\$42.60	Individual	Bung wrench 2" and 3/4" plug
Pail lid opener	117	8.704-689.0	\$29.90	5 gal	Pail lid opener for 5 gallon
Drum faucet	118	8.704-692.0	\$7.15	Individual	Drum faucet 3/4" bung size - natural
pH Test Strips	119	8.753-577.0	\$72.50	100 pack	Contains 100 universal pH test strips

PDIR+ – THE IMPORTANCE OF PROPER CLEANING

Keeping soils from entering the facility is the most critical and most overlooked component of floor maintenance. Highly efficient and effective floor care programs take an 'outside-in' approach, beginning where the soils originate – outside. Exterior paved areas like parking garages, parking lots and walkways should be addressed before soils even enter the facility. Preventative cleaning uses less labor, less chemical, and lower overall cleaning cost.

Preventative (P): Stopping the soils from entering the facility through removal or containment.

Daily (D): Removing soils daily to minimize their damage to carpet and hard floor finish.

Interim (I): Maintaining a high level of appearance with minimal labor, chemical and water.

Restorative (R): Intensive cleaning designed to restore the carpet or finish as close to original as possible.

CHARIOT™ SERIES

Model	Cleaning Path/Capacity	Productivity (ft ² /hr)	dBA	Agency Certification & USGBC - LEED Compliant	GPM	PDIR Category
Chariot™ 2 iGloss 20	20" / N/A	24,000	59.7-62.2	LEED	N/A	D, I
Chariot™ 3 iExtract 26 DUO	26" / 28 gal	14,185	69	CRI - LEED	0.5-1.0	I, R
Chariot™ 2 iScrub 20	20" / 10 gal	18,000	66.9	LEED**	0-0.33	D
Chariot™ 2 iScrub 20 Deluxe	20" / 10 gal	18,000	66.9	LEED**	0-0.33	D
Chariot™ 2 iScrub 20 Deluxe w/ ORB	20" / 10 gal	18,000	67	LEED**	0-0.5	D, I
Chariot™ 2 iScrub 22 SP	22" / 10 gal	19,700	71.5	LEED**	0-0.33	D, I
Chariot™ 3 iScrub 26	26" / 28 gal	27,639	60-66	LEED**	0-0.5	D
Chariot™ 3 iScrub 26 SP	26" / 28 gal	27,639	60-69	LEED**	0-0.5	D, I
Chariot™ CV 60/1 RS Bp Deluxe	24" / 4.7 gal	21,250	66/68	CRI - LEED	N/A	D
Chariot™ 3 CV 86/1 RS Bp	34" / 4.4 gal	30,800	66/68	CRI - LEED	N/A	D

BURNISHERS

Model	Cleaning Path/RPM	Productivity (ft ² /hr)	dBA	Agency Certification & USGBC - LEED Compliant	GPM	PDIR Category
BDP 51/1500 C	20" / 1500	9,091	66	N/A	N/A	I
BDP 51/2000 C	20" / 2000	10,000	66	N/A	N/A	I
BDP Propane	24-27" / 1,800	28,800-34,000	87	LEED	N/A	I
BDP 50/2000 W	20" / 2,000	26,000	67	LEED	N/A	I

EXTRACTORS

Model	Cleaning Path/Capacity	Productivity (ft ² /hr)	dBA	Agency Certification & USGBC - LEED Compliant	GPM	PDIR Category
Presto™ 3	Varies / 2 gal	N/A	N/A	N/A	N/A	D, I
Puzzi™ 8/1 C	2" / 1.8 gal	N/A	71	LEED	0.26	D, I
Puzzi™ 10/1	8.2" / 2.6 gal	N/A	N/A	CRI - LEED	0.26	D, I
BRC 30/15 C	10.5" / 4 gal	1,700	77	CRI - LEED	0.38	R
Admiral™ X BRC 40/34 C	16" / 9 gal	2,450	68		0.7/0.3	I, R
Armada® BRC 40/22 C	16" / 6 gal	5,437	66-69		0.65/0.1	I, R
Armada® BRC 45/38 W	18" / 10 gal	5,437	68		0.7	I, R
Clipper™ 12	18" / 12 gal	3,200	69	CRI - LEED	0.63	R
Admiral™ XL BRC 45/45 C	18" / 12 gal	3,200	68		0.8/0.3	I, R
BRC 46/76 W	18" / 20 gal	5,000	69	CRI - LEED	1.0	R
Commodore™ DUO	20" / 19.4 gal	13,200	71	CRI - LEED	1.05	I, R
Puzzi™ 30/4	14" / 8 gal	N/A	66	N/A	0.8	R
Puzzi™ 50/35 C & Puzzi™ 50/14 E	N/A / 13 gal	1,000	72.5-77.2	CRI - LEED	Varies	R
Puzzi™ 64/35 E	Varies / 17 gal	1,000	72.5-77.2	CRI - LEED	Varies	R

* Productivity rates come from tests conducted by Kärcher North America. Actual results may vary.

**To qualify for LEED V.4, all scrubbers must use an AGM battery, a chemical meter option, or be used in conjunction with a wall-mounted chemical dispenser.

FAST FACTS

FLOOR MACHINES & INTERIM

Model	Cleaning Path/ Capacity	Productivity (ft ² /hr)	dBA	Agency Certification & USGBC - LEED Compliant	GPM	PDIR Category
BDS 43/175 C, BDS 51/175 C	Varies	Varies	63	N/A	114	R
BDS 43/Orbital C	17" / 3 gal	Varies	62	CRI - LEED	117	I, R
iCapsol™ BRS 43/500	17" / 2 gal	3,543	66	CRI - LEED	48-55	I

SCRUBBERS

Model	Cleaning Path/ Capacity	Productivity (ft ² /hr)	dBA	Agency Certification & USGBC - LEED Compliant	GPM	PDIR Category
BR 30/4 C	12" / 1 gal	1,400	71	LEED**	24	D
BR 35/12 C Bp	14" / 3 gal	6,600	66	LEED**	77	D
BD 35/15 C Bp Classic	14" / 4 gal	7,534				
BD 38/12 C Bp	15" / 3.2 gal	6,725	65	LEED**	79	D
BR 40/10 C Adv	16" / 2.5 gal	2,585	71	LEED**	66	D
BD 43/25 C Bp	17" / 6.6 gal	11,180	66	LEED**	240	D
BR 45/22 C Bp	18" / 6 gal	11,835	66	LEED**	121	D
BD 50/50 C Bp Classic	20" / 13.2 gal	13,995	66	LEED**	306	D
BO 50 W Bp O51 Orbital	20" / 13.2 gal	19,800				
BD 50/55 W Bp Classic	20" / 14.5 gal	17,500	65	LEED**	379	
B 50 W Bp R55	22" / 13.2 gal	21,300				
KIRA B 50	22" / 14.5 gal	25,450				
B 80 W Bp	26/30" / 21 gal	18,180	69	LEED**	282-617	D, I
BD 70/75 W Bp Classic	28" / 19.8 gal	19,920	63	LEED**	512-556	D
BR 75/75 W Bp Classic	30" / 19.8 gal	21,342	65	LEED**	512-556	D
BD 80/100 W Bp Classic	32" / 26.4 gal	22,770	69	LEED**	650	D
BR 85/100 W Bp Classic	34" / 26.4 gal	24,192	65	LEED**	650	D
BD 50/70 R Bp	20" / 18 gal	18,000	66	LEED**	428	D, I
B 75/110 R Bp	30" / 29 gal	31,485	59-74	LEED**	1,190	D
KIRA B 100 R	26" / 29 gal	28,928 - 46,285	68			D, I
B 150 R Bp	30-35" / 40 gal	34,445- 40,903	64	LEED**	959-1,146	D
B 200 R Bp	34-43" / 50 gal	58,125	67			
B 260 R I	39-47" / 69 gal	40,365 - 48,440	73/65	LEED**		D
B 260 R I Combo	47" / 69 gal	48,440				D
B 300 R I Lpg/Diesel/Bp	79.25" / 47.5 gal	178,144	87-103	LEED**	3,913	D

SWEEPERS

Model	Cleaning Path/ Capacity	Productivity (ft ² /hr)	dBA	Agency Certification & USGBC - LEED Compliant	Weight (lbs)	PDIR Category
EB 30/1	12" / 67 ³	N/A	56	LEED	6	D
CVS 65/1	18" / 5 gal	19,375	56		88	D
KM 70/20 C	19" / 11 gal	30,000	N/A	LEED	51	D
KM 70/30 C Bp	19" / 11 gal	30,800	59	LEED	106	D
KM 75/40 W Bp	22" / 10.5 gal	36,328	64	LEED	172	D
KM 85/50 R Bp	24.2" / 13.2 gal	32,940	69	LEED	555	D
KM 100/120 R Bp	28.7-50" / 31.7 gal	75,577	N/A		1,580	D
KM 105/180 R Bp Classic	25.2" / 29 gal	54,250	64	LEED	1,389	D
KM 130/300 R Bp or LPG	39" / 79.3 gal	139,932	N/A		2,900	D
KM 150/500 R Bp or LPG	47" / 132 gal	193,752	N/A		5,650	D
KM 170/600 R D Classic	53-79" / 152 gal	205,180 - 238,800	82 - 103		3,737	D

SPECIALTY

Model	Cleaning Path/ Capacity	Productivity (ft ² /hr)	dBA	Agency Certification & USGBC - LEED Compliant	Weight (lbs)	PDIR Category
BR 52/11 ESC Escalator Cleaner	20.5" / 4 gal	10.2 gal/hr	77.3		254	I, R
AP 100/50 M	N/A / 29 gal	N/A	79	N/A	210	D, I
SG Bp Gum Remover	N/A / N/A	3.5-8 hrs	N/A	LEED	11	I, R
SG 4/4	N/A / 1.06 gal	N/A	N/A	LEED	17.6	I
SGV 8/5	N/A / 1.3 gal	N/A	N/A	LEED	88	I

* Productivity rates come from tests conducted by Kärcher North America. Actual results may vary.

**To qualify for LEED V.4, all scrubbers must use an AGM battery, a chemical meter option, or be used in conjunction with a wall-mounted chemical dispenser.

VACUUMS

Model	Cleaning Path/ Capacity	Productivity (ft ² /hr)	dBA	Agency Certification & USGBC – LEED Compliant	Weight (lbs)	PDIR Category
Ranger	12" / 5.6 qt	2,510	78		13.4	D
Sensor® Bp	12" / 5.6 qt	2,510-3,137	78		17.5	D
Sensor® S	12/15" / 5.6 qt	2,510-3,137	69	CRI - LEED	16-16.5	D
Sensor® S2 HEPA	12/14/18" / 1.4 gal	2,510-3,448	69	CRI - LEED	20-21	D
Sensor® XP	12/15/18" / 5.6 qt	2,655-3,659	69	CRI - LEED	16-17	D
Versamatic® HEPA	14/18" / 5.6 qt	3,104-3,881	69.5-70	CRI - LEED	17	D
KIRA CV 50	13.7" / 1.3 gal	5,651	57		43.2	D
KIRA CV 60/1	24" / 4.7 gal	18,000			800	D
CV 66/2	26" / 13.7 qt	9,300	73	CRI	151	D
NT 48/1	12" / 12 gal	N/A	72	N/A	22	D
NT 68/1	24.5" / 18 gal	N/A	71	N/A	64	D
Titan™	16" / 20 gal	N/A	67	LEED	55	D
T 12/1	11.2" / 3.2 gal	N/A	61	N/A	14.6	D
BVL 3/1 Bp	12" / .8 gal	N/A	65/63		6.7	D
BVL 5/1 Bp	12" / 1.3 gal	N/A	65/63		8.3	D
BV 7/1/ BV 11/1	13" / 6/10 qt	N/A	67	CRI - LEED	10-11	D
ECO! T11 Bp CartVac	11" / 10 qt	N/A	58	N/A	194	D

PRESSURE WASHERS

Model	GPM	PSI	AMPS	Electrical	Weight (lbs)	PDIR Category
HDS Upright Class	1.7	1200	12.5	110-120V / 1 ph	178	P
HDS Compact Class	2.3	1100	18.5	110-120V / 1ph	270	P
Mojave Series	2.2-5.0	1200-3000	12-35	120-575V / 1-3 ph	397-550	P
HDS Special Class	1.6-3.3	465-2520	28-35	460-575V / 3ph	290-352	P
HDS Cabinet	3.5-4.0	2000-3000	46-59	460-575V / 3ph	620-640	P
Sechura Series	3.5-9.5	2000-3200	7.0-60	208-575V / 1-3ph	815-1910	P
HDS VHP	1.8-2.5	1500-2000	17-20	120-230V / 1ph	470-500	P
HDS P / Pe Cage	2.7-3.5	2400-3500	N/A	N/A	406-595	P
Jalapao Series	3.9-8.0	3000-3500	N/A	N/A	790-1300	P
Tule Series	3.5	4000	N/A	N/A	750	P
TRK-3500 (configured w/ HDS 4.7/35 Pe Cage)	4.7	3500	N/A	N/A	1072	P
TRK-6000 (configured w/ HDS 4.7/35 Pe Cage)	4.7	3500	N/A	N/A	1072	P
CleanWave	2.0-3.5	2000-4000	TBD	72V	770	P
Pro HD 400 Ed	1.7	1300	14	120V / 1ph	45	P
HD Compact Class	1.8	1300	14	120V / 1ph	55.6	P
HD Mid Class Cage	2.3-3.0	1500-2000	18-19	110-230V / 1ph	18	P
HD Super Class	1.8-4.5	435-3200	14-28	220-460V / 1-3ph	160-178	P
HD Special Class	2.3	1400	20	120V / 1ph	78	P
HD Wall Mounted	1.8	1400	20	120V / 1 ph	120	P
HD Electric Series	1.9-3.5	1000-2000	15-22	120-230V / 1ph	161-181	P
HD Roll Cage	5.0	5000	26-48	230-460V / 3ph	524	P
HD Cabinet - Belt Drive	2.8-5.6	1000-3000	11-36	120-460V / 1-3ph	210-330	P
Pro Am HD	2.4	3500	N/A	N/A	85	P
Jarvis Series	2.4-4.0	2500-4000	N/A	N/A	159-212	P
Teton Series	3.0-5.0	2700-4000	N/A	N/A	112-205	P
HD Series Gas Plus	3.0-5.0	2700-4000	N/A	N/A	145-251	P
HD Series Gas	3.0-5.0	2700-4000	N/A	N/A	112-196	P
HD Cart	2.5-3.8	2700-4000	N/A	N/A	135-188	P
HD PB Cart	3.0-3.7	3000-4000	N/A	N/A	225-250	P
HD PB / PEB Cage	3.7-4.5	3500-5000	N/A	N/A	350-500	P
HD 7.9/72-4 Cage Ec	7.9	7200	N/A	N/A	699	P

ALL PRODUCTS. EVERY APPLICATION.

BURNISHERS

BDP Series



BDP Propane



BDP 50/2000



Chariot™ 2
iGloss 20



FLOOR MACHINES

BDS Series



BDS 43/Orbital C



EXTRACTORS

Presto™ 3



Puzzi™ 8/1 C



Puzzi™ 10/1



BRC 30/15 C



Admiral™ X
BRC 40/34 C



Armada®
BRC 40/22 C



Clipper™ 12



Admiral™ XL
BRC 45/45 C



EXTRACTORS

Armada®
BRC 45/38 W



BRC 46/76 W



Commodore™ DUO



Chariot™ 3
iExtract 26 DUO



Puzzi™ 30/4



Puzzi™ 50/14
Puzzi™ 50/35



Puzzi™ 64/35



SCRUBBERS

BR 30/4 C



BR 35/12 C Bp



BD 35/15 C
Bp Classic



SCRUBBERS

BD 38/12 C Bp



BR 40/10 C Adv



BD 43/25 C Bp



BR 45/22 C Bp



BD 50/50 C
Bp Classic



BD 50/55 W
Bp Classic



B 50 W Bp



B 50 W Bp Orbital



KIRA B 50 W



B 80 W Bp



BD 70/75 W
Bp Classic



SCRUBBERS

BR 75/75 W
Bp Classic



BD 80/100 W
Bp Classic



BR 85/100 W
Bp Classic



Chariot™ 2
iScrub 20



Chariot™ 2
iScrub 20 Deluxe



Chariot™ 2
iScrub 20 Deluxe
w/ORB



Chariot™ 2
iScrub 22 SP



Chariot™ 3
iScrub 26



Chariot™ 3
iScrub 26 SP



BD 50/70 R Bp



SCRUBBERS

B 75/110 R Bp



KIRA B 100 R
Autonomous



B 150 R Bp



B 200 R Bp



B 260 R I Bp



B 260 R I Combo



B 300 R I



SWEEPERS

EB 30/1



CVS 65/1 Bp



SWEEPERS

KM 70/20 C



KM 70/30 C Bp



KM 75/40 W Bp



KM 85/50 R Bp



KM 100/120 R Bp



KM 105/180 R
Bp Classic



KM 130/300 R



KM 150/500 R



KM 170/600 R
D Classic



VACUUMS

KIRA CV 50/1 Sensor® Bp Sensor® 5 Sensor® S2 HEPA Sensor® XP Versamatic® HEPA Ranger CV 66/2 KIRA CV 60/1 Autonomous Chariot™ CV 60/1 RS Bp Deluxe

VACUUMS

Chariot™ 3 CV 86/1 RS Bp NT 48/1 NT 68/1 Titan T 12/1 BVL 3/1 Bp BVL 5/1 Bp BV/VAC PAC™ HEPA Series ECO! T11 Bp CartVac

INTERIM

BRS 43/500 Armada® BRC 40/22 C Armada® BRC 45/38 W Commodore™ DUO Chariot™ 3 iExtract 26 DUO

AIR BLOWER

AB 84 CUL

STEAM CLEANERS

SG 4/4 SGV 8/5

PRESSURE WASHERS HOT WATER

HDS Upright Class HDS Compact Class Mojave HDS Special Class HDS Cabinet Secura HDS VHP HDS P/PE Cage Jalapao series

PRESSURE WASHER TRAILERS

Tule Series TRK-3500 TRK-6000

PRESSURE WASHERS COLD WATER

CleanWave Series Pro HD 400 ED HD Compact Class HD Mid Class HD Super Class HD Special Class HD Wall Mounted HD Series Electric

PRESSURE WASHERS COLD WATER

HD Roll Cage HD Cabinet - Belt Drive Pro Am HD Jarvis Series Teton Series HD Series Gas Plus HD Series Gas HD Series Gas Skid HD Cart HD PB Cart HD PB / PeB Cage HD 7.9/72-4 Cage Ec

SPECIALTY

BR 52/11 ESC Escalator Cleaner AP 100/50 M SG1 Gum Remover Industrial Vacuums Hot Water Generator Mississippi Recovery Sludge Slinger Trash Pump

DETERGENT

Kärcher Detergents Vital Oxide® Red Carpet Chemicals

SERVICES

Kärcher Service

Please contact us for more information:

Kärcher U.S.A.

6398 N. Kärcher Way
Aurora, CO 80019
U.S.A.

Tel. 888-805-9852



www.karcher.com/us/professional



KarcherUSA



@kaercher_us_professional



karchercommercial



karcher-us



KarcherUSA



YOUR PARTNER IN CLEAN

(800) 262-4360 | www.americhem.net